



Recommendation to Purchase New Buses

Hopkins County School District

October 15th 2018

Charles Gant

Assistant Superintendent



Charles Gant

Assistant Superintendent

Hopkins County Schools

320 South Seminary Street

Madisonville, Kentucky 42431

Telephone: 270-825-6000 Fax: 270-825-6098

October 15, 2018

Board Members,

I am submitting this proposal to recommend that the Hopkins County Board of Education approve the purchase of four (4) new school buses as listed.

(3) 72 Passenger Cummins ISB, Thomas 220 HP, 3000 Trans. TYPE C SCHOOL BUSES-Diesel.

(1) 84 Passenger Cummins ISB, Thomas 280 HP, 3000 Trans. TYPE D SCHOOL BUS-Diesel.

Thank you for your time and consideration concerning this matter. Please feel free to contact me if you have any issues or concerns.

Sincerely,

Charles Gant

Assistant Superintendent



10001 Linn Station Road Phone: 800-494-2963
Louisville, KY 40232
www.whayne.com

QUOTATION

Quoted To:

HOPKINS COUNTY BOARD OF EDUCATION
320 S SEMINARY ST
MADISONVILLE, KY 42431
USA
Account - C0000549

Ship To:

Hopkins Co. Bus Garage
8996 HOPKINSVILLE ROAD
Attn DAVID dURHAM
Nortonville, KY 42442
USA
Account - C0000549

Page: 1 of 2
Print Date: 10/2/2018
Quote No.: QTE000124978-3
Customer Ref:
Requested Ship: 10/2/2018

This quotation is valid until 6/30/2019, after which time we reserve the right to re-quote. If there are any questions, please do not hesitate to contact me.

Sincerely,
David Garbrough
dave_garbrough@whayne.com

| Equipment No. | Serial No. | Make | Description | Qty | Sales Price |
|---------------|------------|-----------|-------------|-----|--------------|
| | | 340TS THO | | | \$289,437.00 |
| | | SEON Z99 | | | \$7,605.00 |

Equipment Breakdown

Service Meter - 0

| Reference No. | Description | Price |
|----------------------|---|-------------|
| Item# | QTY 3 - 72 Pass TBB, 220hp, 3000pts | \$91,844.00 |
| Standard Option | 2500pts - 7yr Allison Warranty | \$0.00 |
| Standard Option | 5yr Bumper to Bumper Warranty | \$0.00 |
| Standard Option | Michelin Tires | \$0.00 |
| Standard Option | Cell Outlet | \$0.00 |
| Standard Option | Cupholders | \$0.00 |
| Standard Option | Exhaust Brake | \$0.00 |
| Standard Option | SynTec S3B seats | \$0.00 |
| Upgrade Option | QTY - 3 - 220hp to 250hp Cummins | \$975.00 |
| Upgrade Option | QTY -3- Tire Upgrade - 14 ply to 16 ply | \$525.00 |
| Upgrade Option | QTY -3- Storage - 100" Left Side | \$1,140.00 |
| Upgrade Option | QTY -3- Storage - 100" Right Side | \$1,140.00 |
| Upgrade Option | QTY -3- Storage - 60" Left Side | \$855.00 |
| SEON TH4 SYSTEM | SEON TH4 CAMERA SYSTEM | \$1,385.00 |
| --System Includes | --4 HD channel/ports | \$0.00 |
| --System Includes | --DVR (TH4H500) | \$0.00 |
| --System Includes | --500GB Hard Drive | \$0.00 |
| --System Includes | --1 CQ Camera (front facing rear) | \$0.00 |
| ---- System Includes | 4 mm, 20' harness (HD1Q0xAN20) | \$0.00 |
| GPS4 | GPS Antenna | \$140.00 |
| TH-HK500G | 500GB Hard Drive | \$260.00 |
| CQ90xA20 | 1 CQ Dome Camera (stepwell) | \$250.00 |
| --CQ90xA20 | 4mm, 20' harness | \$0.00 |
| CQ90xA50 | 1 CQ Dome Camera (midship) | \$250.00 |
| --CQ90xA50 | 4 mm, 50' harness | \$0.00 |
| CQ90xAyy | 1 CQ Dome Camera (rear) | \$250.00 |

continued..



10001 Linn Station Road Phone: 800-494-2963
Louisville, KY 40232
www.whayne.com

QUOTATION

Quoted To:

HOPKINS COUNTY BOARD OF EDUCATION
320 S SEMINARY ST
MADISONVILLE, KY 42431
USA
Account - C0000549

Ship To:

Hopkins Co. Bus Garage
8996 HOPKINSVILLE ROAD
Attn dAVID dURHAM
Nortonville, KY 42442
USA
Account - C0000549

Page: 1 of 2
Print Date: 10/2/2018
Quote No.: QTE000124977-6
Customer Ref:
Requested Ship: 10/2/2018

This quotation is valid until 6/30/2019, after which time we reserve the right to re-quote. If there are any questions, please do not hesitate to contact me.

Sincerely,
David Garbrough
dave_garbrough@whayne.com

| Equipment No. | Serial No. | Make | Description | Qty | Sales Price |
|---------------|------------|-----------|-------------|-----|--------------|
| | | 141YS THO | | | \$126,783.00 |
| | | SEON Z99 | | | \$2,535.00 |

Equipment Breakdown

Service Meter - 0

| Reference No. | Description | Price |
|----------------------|-------------------------------------|--------------|
| 141YS THO | THOMAS BUILT BUS (TBB) | \$0.00 |
| Item# | 84 Passenger TBB, Rear Engine (HDX) | \$112,108.00 |
| Standard Option | 3000pts Allison Transmission | \$0.00 |
| Standard Option | 280hp Cummins Engine | \$0.00 |
| Standard Option | Exhaust Brake | \$0.00 |
| Standard Option | Cell Outlet | \$0.00 |
| Upgrade Option | AC - 120k BTU MCC Factory Install | \$10,485.00 |
| Upgrade Option | Storage - Center Pass Thru (125") | \$4,190.00 |
| SEON TH4 SYSTEM | SEON TH4 CAMERA SYSTEM | \$1,385.00 |
| --System Includes | --4 HD channel/ports | \$0.00 |
| --System Includes | --DVR (TH4H500) | \$0.00 |
| --System Includes | --500GB Hard Drive | \$0.00 |
| --System Includes | --1 HD Camera (front facing rear) | \$0.00 |
| ---- System Includes | 4mm, 20' harness CQ Dome Camera | \$0.00 |
| GPS4 | GPS Antenna | \$140.00 |
| CQ90xA50 | 1 CQ Dome Camera (midship) | \$250.00 |
| --CQ90xA50 | 4 mm, 50' harness | \$0.00 |
| CQ90xAyy | 1 CQ Dome Camera (rear) | \$250.00 |
| --CQ90xAyy | 4 mm, 75' harness | \$0.00 |
| Upgrade option | Additional 500GB Hard Drive for TH4 | \$260.00 |

continued..

| | <u>C2 72-DAILY(ROUTE)</u> | <u>D 84- PUSHER(TRIP)</u> |
|----------------------------|---------------------------|---------------------------|
| Base Cost | \$91,844.00 | \$112,108.00 |
| 250HP | \$975.00 | |
| Storage-10"left side | \$1,140.00 | |
| Storage-100"right side | \$1,140.00 | |
| Storage-60" left side | \$855.00 | |
| SEON TH4 Camera System | \$1,385.00 | \$1,385.00 |
| 500GB Hard Drive | \$260.00 | \$260.00 |
| 3 HD DOME CAMERA(\$250ea) | \$750.00 | \$750.00 |
| 16PLY Tire | \$525.00 | std. |
| GPS Antenna | \$140.00 | \$140.00 |
| A/C | | \$10,485.00 |
| Storage: Center Pass Thru | | \$4,190.00 |
| Total Cost for one(1) bus: | \$99,014.00 | \$129,318.00 |
| | x3 | x1 |
| | \$297,042.00 | \$129,318.00 |
| Grand Total for 4 Buses: | \$426,360.00 | |

**KENTUCKY DEPARTMENT OF EDUCATION
2019 SCHOOL BUS PURCHASE AUTHORIZATION
TYPE C AND TYPE D SCHOOL BUSES**

The Board of Education of Hopkins County Schools, Madisonville, Kentucky, on Monday, October 15th, 2018, in a legally called and constituted meeting, did vote to purchase school buses through the Kentucky State Contract price procedure.

This Board of Education took this official action in order to authorize the Chief State School Officer to procure 2018 school buses. This action, as spread upon the minutes of the meeting of this Board of Education on the above date, should be construed as evidence of obligation of this Board of Education to purchase the above school buses through State Price Contract agreements established in accordance with statutory authority.

Signed

Eydie Tate, Secretary

Deanna Ashby, Superintendent

Of Hopkins County Kentucky, Board of Education

Date October 15th, 2018.

BODY SIDE NUMBERS: Indicate the body side number the Board of Education wants painted on the body side of each school bus. Match body side number to individual item numbers. Example: Item 1 - Side number - 5, 6, 7, 8

Hopkins County Schools No. 191

Hopkins County Schools No. 192

Hopkins County Schools No. 193

Hopkins County Schools No. 194

(3) 72 Passenger Cummins ISB, Thomas 220 HP, 3000 Trans. TYPE C SCHOOL BUSES-Diesel.

(1) 84 Passenger Cummins ISB, Thomas 280 HP, 3000 Trans. TYPE D SCHOOL BUS-Diesel.

HOPKINS COUNTY BOARD OF EDUCATION

ATTACH ADDITIONAL INFORMATION IF NECESSARY
 TYPE A & C SCHOOL BUSES

| Item # | No. To Be Purchased | Capacity | Engine & Chassis Manufacturer | HP | Trans | Brakes | Fuel Tank Location | Wheel Base | Rear Axle Overhang | FOB KY Price |
|--------|---------------------|----------|-------------------------------|-----|-------|--------|--------------------|------------|--------------------|--------------|
| 1 | | 18 | Ford 3.2L, Bluebird | 185 | Ford | H | Left Side Middle | 138 | 45 | \$68,871.00 |
| 2 | | 20 | Ford Transit 3.2L, Collins | 185 | Ford | H | Left Side Middle | 148 | 78 | \$69,669.00 |
| 3 | | 34 | Cummins ISB, Bluebird | 220 | 2500 | AB | Center Rear | 169 | 125 | \$81,730.00 |
| 4 | | 34 | Cummins ISB, Bluebird | 220 | 2500 | AB | Center Rear | 189 | 125 | \$81,730.00 |
| 5 | | 34 | Cummins ISB, International | 220 | 2500 | AB | Center Rear | 170 | 93 | \$80,903.00 |
| 6 | | 34 | Cummins ISB, Thomas | 200 | 2500 | AB | Center Rear | 159 | 99 | \$83,401.00 |
| 7 | | 52 | Cummins ISB, Bluebird | 220 | 2500 | AB | Center Rear | 217 | 132 | \$83,380.00 |
| 8 | | 52 | Cummins ISB, International | 220 | 2500 | AB | Center Rear | 218 | 127 | \$83,817.00 |
| 9 | | 52 | Cummins ISB, International | 250 | 2500 | AB | Center Rear | 218 | 127 | \$84,392.00 |
| 10 | | 52 | Cummins ISB, Thomas | 200 | 2500 | AB | Center Rear | 219 | 129 | \$85,406.00 |
| 11 | | 66 | Cummins ISB, Bluebird | 220 | 2500 | AB | Center Rear | 273 | 153 | \$83,185.00 |
| 12 | | 66 | Cummins ISB, Bluebird | 250 | 3000 | AB | Center Rear | 273 | 153 | \$88,520.00 |
| 13 | | 66 | Cummins ISB, International | 220 | 2500 | AB | Center Rear | 276 | 140 | \$85,111.00 |
| 14 | | 66 | Cummins ISB, International | 220 | 3000 | AB | Center Rear | 276 | 140 | \$89,600.00 |

HOPKINS COUNTY BOARD OF EDUCATION



| | | | | | | | | | | |
|----|--|----|----------------------------|-----|------|----|-------------|-----|-----|-------------|
| 15 | | 66 | Cummins ISB, International | 250 | 2500 | AB | Center Rear | 276 | 140 | \$85,686.00 |
| 16 | | 66 | Cummins ISB, International | 250 | 3000 | AB | Center Rear | 276 | 140 | \$90,175.00 |
| 17 | | 66 | Cummins ISB, Thomas | 220 | 2500 | AB | Center Rear | 279 | 149 | \$87,289.00 |
| 18 | | 66 | Cummins ISB, Thomas | 220 | 3000 | AB | Center Rear | 279 | 149 | \$91,465.00 |

TYPE A & C SCHOOL BUSES

| Item # | No. To Be Purchased | Capacity | Engine & Chassis Manufacturer | HP | Trans | Brakes | Fuel Tank Location | Wheel Base | Rear Axle Overhang | FOB KY Price |
|--------|---------------------|----------|-------------------------------|-----|-------|--------|--------------------|------------|--------------------|--------------|
| 19 | | 72 | Cummins ISB, Bluebird | 250 | 3000 | AB | Center Rear | 273 | 160 | \$88,950.00 |
| 20 | | 72 | Cummins ISB, Bluebird | 220 | 2500 | AB | Center Rear | 273 | 160 | \$83,995.00 |
| 21 | | 72 | Cummins ISB, Bluebird | 250 | 3000 | AB | Center Rear | 280 | 153 | \$88,950.00 |
| 22 | | 72 | Cummins ISB, Bluebird | 220 | 2500 | AB | Center Rear | 280 | 153 | \$83,995.00 |
| 23 | | 72 | Cummins ISB, International | 220 | 2500 | AB | Center Rear | 276 | 158 | \$86,062.00 |
| 24 | | 72 | Cummins ISB, International | 220 | 3000 | AB | Center Rear | 276 | 158 | \$89,744.00 |
| 25 | | 72 | Cummins ISB, International | 250 | 2500 | AB | Center Rear | 276 | 158 | \$86,637.00 |
| 26 | | 72 | Cummins ISB, International | 250 | 3000 | AB | Center Rear | 276 | 158 | \$90,319.00 |
| 27 | 3 | 72 | Cummins ISB, Thomas | 220 | 3000 | AB | Center Rear | 279 | 149 | \$91,844.00 |
| 28 | | 72 | Cummins ISB, Thomas | 220 | 2500 | AB | Center Rear | 279 | 149 | \$88,421.00 |

TYPE D NON-CONVENTIONAL SCHOOL BUSES

FORWARD CONTROL


| Item # | No. To Be Purchased | Capacity | Engine & Chassis Manufacturer | HP | Trans | Brakes | Fuel Tank Location | Wheel Base | Rear Axle Overhang | FOB KY Price |
|--------|---------------------|----------|-------------------------------|-----|-------|--------|--------------------|------------|--------------------|--------------|
| 29 | | 70 | Cummins ISB, Bluebird | 250 | 3000 | AB | Center Rear | 232 | 153 | \$101,520.00 |
| 30 | | 70 | Cummins ISB, Thomas | 260 | 3000 | AB | Center Rear | 212 | 156 | \$101,201.00 |
| 31 | | 74 | Cummins ISB, Bluebird | 250 | 3000 | AB | Center Rear | 232 | 153 | \$101,520.00 |
| 32 | | 74 | Cummins ISB, Thomas | 260 | 3000 | AB | Center Rear | 212 | 156 | \$101,626.00 |
| 33 | | 78 | Cummins ISB, Bluebird | 250 | 3000 | AB | Center Rear | 232 | 153 | \$101,520.00 |
| 34 | | 78 | Cummins ISB, Thomas | 260 | 3000 | AB | Center Rear | 231 | 155 | \$102,100.00 |

REAR ENGINE

| Item # | No. To Be Purchased | Capacity | Engine & Chassis Manufacturer | HP | Trans | Brakes | Fuel Tank Location | Wheel Base | Rear Axle Overhang | FOB KY Price |
|--------|---------------------|----------|-------------------------------|-----|-------|--------|--------------------|------------|--------------------|--------------|
| 35 | | 78 | Cummins ISB, Bluebird | 250 | 3000 | AB | Center Rear | 273 | 122 | \$109,250.00 |
| 36 | | 78 | Cummins I9 International | 260 | 3000 | AB | Center Middle | 276 | 120 | \$108,009.00 |
| 37 | | 78 | Cummins ISB, Thomas | 240 | 3000 | AB | Center Rear | 267 | 115 | \$109,198.00 |
| 38 | 1 | 84 | Cummins ISB, Thomas | 280 | 3000 | AB | Center Rear | 267 | 115 | \$112,108.00 |



**Whayne
Supply
supporting**



Thomas Built Buses

10001 Linn Station Rd. | Louisville, KY 40223 | 1-800-4WHAYNE

*** We are pleased to announce that effective August 1st 2018 all Thomas C2 buses will come standard with the new safety feature Electronic Stabilization Control and the new maintenance feature All-Wheel Alignment ***

*** New this year financing options are available thru Daimler Financial (please ask your sales representative for details and rates)**

All options listed are factory installed unless noted otherwise.

Dealer installed options may be available but additional charges for shipping & labor may apply. Talk to your Whayne sales rep today for more info, other options as well as quantity discounts.

WARRANTY – EXTENDED & TOWING

Type C & D Buses (C2, EFX, HDX)

FREE 5-YEAR BUMPER-TO-BUMPER WARRANTY WITH BUS PURCHASE does not include maintenance and wear items (Ky State Spec requires all buses to have 5-year warranty)

- Thomas standard towing coverage is 6-months from the in-service date for up to \$450.00 per occurrence for a warrantable failure.
- Cummins will cover towing up to 24-months from in-service date for warrantable failure.
- Allison will cover towing up to 36-months from in-service date for warrantable failure.

Allison 2350 PTS & 2500 PTS Transmissions

FREE 7-YEAR COVERAGE ON ALLISON 2350 & 2500 TRANSMISSION

- ☐ Thomas Built Buses will add two years to its Allison transmission coverage, for a total of seven years. The increased transmission warranty will be *provided at no additional cost* on Thomas Built school bus models manufactured in calendar year 2016 through December 2018.

RADIO – AM/FM with CD PLAYER


Both Type C & D buses now feature DELPHI DEA510 RADIO which includes large character display, 7-channel weather band, reverse mute, and speed compensated volume

Type C - 34 pass. shell has 4 flush-mounted speakers, all other C2 include 6 flush-mounted speakers

| | |
|-----------------|-------|
| Radio (no page) | \$525 |
| Radio with Page | \$600 |



**Whayne
Supply
supporting**



Thomas Built Buses

10001 Linn Station Rd. | Louisville, KY 40223 | 1-800-4WHAYNE

| | |
|--|-------|
| Type D – has 8 flush-mounted speakers | |
| Radio (no page) | \$630 |
| Radio with Page | \$700 |

AIR CONDITIONING

| | | |
|---|---------------------------------------|---------|
| Type C (C2 Saf-T-Liner) - includes separate driver in-dash air conditioning if option selected | | |
| 34 passenger shell | 85,000 BTU system dealer installed* | \$7065 |
| 52 – 72 passenger shell | 126,000 BTU System factory installed* | \$10170 |
| Type D Forward & Rear Control (EFX & HDX) in-dash air conditioning not an option on Type D buses | | |
| 70 – 84 passenger shell | 120,000 BTU System factory installed | \$10485 |

*Exceeds state minimum requirements for A/C

HORSEPOWER UPGRADE


| | | |
|---------------------------------------|-----------------------------|--------|
| Type C Buses (C2 Saf-T-Liner) | | |
| 34 – 52 passenger shell | Upgrade from 200hp to 220hp | \$475 |
| 34 – 72 passenger shell | Upgrade from 220hp to 250hp | \$975 |
| Type D Rear Engine Buses (HDX) | | |
| 78 passenger HDX | Upgrade from 240hp to 260hp | \$975 |
| 78 passenger HDX | Upgrade from 260hp to 280hp | \$1100 |

LUGGAGE COMPARTMENTS (skirt mounted)

| Compatibility | | | | |
|--|------------------|-----------------------------------|------------|--------|
| 1. Air Conditioning and/or lift units installed in conjunction with storage boxes may limit some of the available storage box options. | | | | |
| 2. Not all boxes listed below can be combined together on an order. | | | | |
| Please discuss with your Whayne Sales contact to accommodate your needs. | | | | |
| LS = Left Side or Driver Side RS = Right Side or Street Entrance Side | | | | |
| Type C (C2 Saf-T-Liner) | | | | |
| Availability | Option | Dimensions | Location | Price |
| 34 – 72 pass. | 30" Storage Box | 30" L x 20" H x 25" D (8.9 ft³) | LS &/or RS | \$425 |
| 52 – 72 pass. | 60" Storage Box | 60" L x 20" H x 25" D (17.8 ft³) | LS &/or RS | \$855 |
| 66 – 72 pass. | 100" Storage Box | 100" L x 20" H x 25" D (29.7 ft³) | LS &/or RS | \$1140 |
| Type D Forward Control (EFX) | | | | |



**Whayne
Supply
supporting**



Thomas Built Buses

10001 Linn Station Rd. | Louisville, KY 40223 | 1-800-4WHAYNE

| Availability | Option | Dimensions | Location | Price |
|---|------------------|-----------------------------|------------|--------------------|
| 70 – 78 pass. | 60" Storage Box | 60" L x 19" H x 26" D | LS &/or RS | \$980 |
| | | | | |
| 78 pass only | 100" Storage Box | 100" L x 24" H x 26" D | LS &/or RS | \$1170 |
| Gas Spring Cargo Door in lieu of chain link retainers (2 springs) | | | | \$80 per box |
| Type D Rear Engine (HDX) | | | | |
| Availability | Option | Dimensions | Location | Price |
| 78 & 84 pass. | 60" Storage Box | 60" L x 19" H x 26" D | LS &/or RS | \$950 |
| 78 & 84 pass. | 100" Storage Box | 100" L x 24" H x 26" D | LS &/or RS | \$1350 |
| Gas Spring Cargo Door in lieu of chain link retainers (2 springs) | | | | \$80 per box |
| | | | | |
| 78 & 84 pass. | Center Pass Thru | 125" L x 23.25" H (129 ft³) | | \$4190 |
| Gas Spring Cargo Door in lieu of chain link retainers (8 springs) | | | | \$210 for thru box |

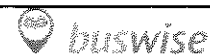
WEBASTO HEATER

| | |
|--|--------|
| Type C (C2 Saf-T-Liner) | |
| Webasto Heater with a 7-day timer | \$925 |
| Type D Forward & Rear Control (EFX & HDX) | |
| Webasto Heater with a 7-day timer | \$1630 |

OTHER FACTORY INSTALLED OPTIONS

| | |
|--|-----------------------|
| Adjustable Pedals (C2 & HDX) | \$935 |
| Air Disc Brakes for all bus types (C2, HDX & EFX) | \$1145 |
| GPS / Cell adapter | Included at no charge |
| Exhaust Brake (C2 & HDX) | Included at no charge |
| Upgrade 35-gallon fuel tank to 60-gallon on 34 pass shell (C2) | \$395 |
| Upgrade 60-gallon fuel tank to 100-gallon on 52-72 pass (C2) | \$600 |
| Michelin Tires are standard on all bus types (C2, HDX & EFX) | Included at no charge |
| Upgrade from 14ply to 16ply tires on C buses | \$525 |


BUSWISE™ TECHNOLOGIES



AVAILABLE FOR PILOT ON TYPE C BUSES (C2 Saf-T-Liner)



**Whayne
Supply
supporting**




Thomas Built Buses

10001 Linn Station Rd. | Louisville, KY 40223 | 1-800-4WHAYNE

| | | |
|------------------------------------|--|--------|
| Mobileye Collision Avoidance | Camera based system features lane departure warning (above 35mph), headway monitoring warning (follow time, above 19mph), forward collision warning (active at all speeds), pedestrian/cyclist detection warning, and speed-limit indication | \$800 |
| | warning. System is comprised of three alerts: visual, audible, and haptic alert (driver's seat back vibrates). | |
| Perimeter View 360 Camera | Wide angle cameras installed front, back, and each side to provide crisp, real time images all around the bus to provide driver full visibility. Images are blended together to provide a "Birds Eye" view on a 10" monitor integrated into rearview mirror. | \$2035 |



**Whayne
Supply
supporting**



Thomas Built Buses

10001 Linn Station Rd. | Louisville, KY 40223 | 1-800-4WHAYNE

ALL Thomas Buses will come equipped with S3B SynTec restraint-ready seats.
(Lap belts come standard on lift-equipped buses.)

| | |
|---|--------------|
| Add one (1) additional wheelchair position with continuous floor track to lift bus | \$860 |
| Delete one (1) wheelchair position and add wall mounted seats | \$280 credit |
| Add one (1) 30" track mounted, SynTec S3B seat with lap belts, in designated wheel chair position with continuous track | \$370 |
| EXCHANGE one (1) S3C restraint-ready seat in lieu of S3B restraint-ready seat | \$80 |
| EXCHANGE one (1) SynTec S3C 30" with lap/shoulder seat in LIEU of standard (2 passenger seat, fits occupants from 40lbs 4-year old child through large adult) | \$420 |
| EXCHANGE one (1) SynTec S3C 30" INTEGRATED child safety, restraint ready, in LIEU of standard (seat fits children 22lb to 85lb and has one module) | \$475 |
| EXCHANGE one (1) SynTec S3C 30" INTEGRATED child safety with Shoulder Belts in LIEU of standard (seat fits children 22lb to 85lb and has one module) | \$630 |
| EXCHANGE one (1) SynTec S3C 39" Flexible 3/2 lap/shoulder seat in LIEU of standard (3 passenger seat, fits occupants from 40lbs 4-year old child through large adult) | \$420 |
| EXCHANGE one (1) SynTec S3C 39" INTEGRATED child safety restraint, restraint ready, in LIEU of standard (seat fits children 22lb to 85lb) | \$475 |
| EXCHANGE one (1) SynTec S3C 39" INTEGRATED child safety restraint with shoulder belts in LIEU of standard (seat fits children 22lb to 85lb) | \$790 |



S.T.A.R.S. Mounting System

The new mounting system will allow for easy transition from wall mounted seats to wheel chair location. The system requires wheel chair locations to use pocket tracks instead of continuous floor track.


PLEASE NOTE: Adding or deleting wheelchair locations and/or seating positions will require a new seat plan to be generated. Contact your Whayne rep and we'll meet your needs as best we can.

PASSENGER SEATS

WHAYNE
Power Systems





**Whayne
Supply
supporting**



Thomas Built Buses

10001 Linn Station Rd. | Louisville, KY 40223 | 1-800-4WHAYNE

SynTec 39" INTEGRATED SEAT with Shoulder Belts (2 pass/2 modules)



SynTec 39" FLEXIBLE 3/2 SURVEILLANCE SEON

SEON CAMERA SYSTEM


| | | |
|-----|--|---------|
| TH4 | SEON TH4 DVR camera system includes: 4 HD channel/ports, audio, security front cover with lock set, mounting bracket, power harness, 500GB hard drive, wiring bundle with diagnostic indicator/alarm button, and one HD1Q0xAN20 camera head (2.8mm, 3.6mm, or 6mm) | \$1,385 |
| TH6 | SEON TH6 DVR camera system includes: 6 HD channel/ports, audio, security front cover with lock set, mounting bracket, power harness, 500GB hard drive, wiring bundle with diagnostic indicator/alarm button, and one HD3Q0xAN20 camera head (2.8mm, 3.6mm, or 6mm) | \$1,750 |
| TX8 | SEON Explorer TX8 DVR camera system includes: 1 CQ dome camera (2.9mm, 3.6mm, or 6mm lens), 8 channel/ports, lock box, 320gb dual hard drive (640gb total), and diagnostic event button w/signal harness | \$2080 |

SEON ACCESSORIES

| | | |
|------------------|---|-------|
| CAMERA PLACEMENT | <p><i>Please note location for each additional camera head when ordering. Some locations may need to be slightly adjusted during installation to accommodate correct viewing and construction interference. Suggested lens size per location in parenthesis.</i></p> <ul style="list-style-type: none"> - Front Facing Rear – 20' harness (3.6 or 6mm) - Driver Toward Stepwell – 20' harness (2.5 or 2.9 mm) - Mid-Ship/Side Emergency Door – 50' harness (3.6mm) - Rear of Bus Facing Forward – 50' or 75' harness (2.5mm, 2.8mm, 2.9mm) - Driver/Road View – 20' harness (3.6mm or 6mm) | |
| GPS4 | GPS Antenna | \$140 |
| TL-HK500G | 500 GB Hard Drive for old systems TL2 or TL4 | \$235 |
| TH-HK500G | 500 GB Hard Drive for new TH4 or TH6 | \$260 |



**Whayne
Supply
supporting**



Thomas Built Buses

10001 Linn Station Rd. | Louisville, KY 40223 | 1-800-4WHAYNE

| | | |
|------------|--|-------|
| CQ9xxAyy | CQ Dome Camera Head with Infrared (2.9mm, 3.6mm, or 6mm) | \$250 |
| CQ902A20 | CQ Dome Camera Head with IR & wide angle (2.5mm – aka “Fisheye”) | \$270 |
| CJ90xA20 | CJ Dome Camera Head for Driver/Road View (3.6mm or 6mm, no IR) | \$250 |
| CQMPx | Mounting bracket for CJ Road View Camera (4”, 6”, or 6” angled) | \$70 |
| HD1Q0xANyy | HD Dome Cam. head (2.5mm, 3.6mm, 6mm) for TH4 | \$310 |
| HD3Q0xAlyy | HD Dome Cam. head (2.8mm, 3.6mm, 6mm) for TH6 | \$375 |
| CA1016EI20 | Exterior Stop Arm Camera 16mm, 20' harness | \$370 |
| HD1W16EI20 | HD Exterior Stop Arm Camera 16mm, 20' harness for TH4/6 | \$415 |
| HD3W16EI20 | HD Exterior Stop Arm Camera 16mm, 20' harness TH6 | \$415 |
| LMK | SEON LCD Monitor | \$370 |
| HDD-STB | SEON Reader Dock, Trackball, software VMAX View (new customers only) | \$290 |

SEON

SEON ACCESSORIES *(continued)*

| | | |
|-----------|---|-------|
| 1HDD-DOCK | Reader dock only, no software or mouse | \$160 |
| SRLGA07 | Smart Reach Lite, 2.4 GHz, standard antenna, wNMO mount 6' cable, & POE adaptor | \$575 |

**SEON items may incur additional charges for shipping and handling depending on quantity ordered. Seon systems and accessories are not Thomas supplied parts.*

SEON CAMERA INSTALLATION


| | | |
|----------------|--|-------|
| New System | Basic System Installation on Type C or Type D new buses – does not include removal of pre-existing systems (quote required). Minotours or Vans may require additional labor and parts, please ask for quote. | \$315 |
| Camera Install | Installation for each additional camera head | \$70 |

FLEET TRACKING

| SEON www.seon.com | | |
|---|--|--|
| vMax® Compass | The vMax Compass suite of products gives you the tools to manage the school transportation experience from start to finish and gain greater insight into your operations by providing: Route planning, driver dispatch, parent portal, field trip management and fleet maintenance. You'll be able to identify parts and labor | Call for pricing, license and user fees apply and is based on fleet size |



**Whayne
Supply**
supporting



Thomas Built Buses

10001 Linn Station Rd. | Louisville, KY 40223 | 1-800-4WHAYNE


| | | |
|---|---|--|
| | savings opportunities and improve the efficiency of your maintenance operations. | |
| vMax® Live Plus | Find a bus in an instant and easily track vehicle movement. Realtime fleet tracking and management system with live video streaming in one simple, web-based application. Get updates and critical alerts based on bus location, direction, speeds, stops, and alarms every 20 seconds. | Subscription required and rates vary |
| ZONAR® www.zonarsystems.com | | |
| All Thomas Buses come equipped with Zonar® V3 system module and Zonar® GPS antenna. A subscription is required for services. Upgradeable services will require additional accessories. Zonar® systems can provide real time tracking, electronic inspections, and other operating solutions for pupil transportation. <ul style="list-style-type: none">• Safety – ensure pre- and post-trip inspections are performed accurately; dynamic geo-fencing helps track true idle, speed and odometer• Service – remote engine and system diagnostics | | Subscription required and rates vary Additional accessories also available upon request Contact your local sales rep for pricing of services as well as add-on equipment |
| <input type="checkbox"/> Security – cost-effectively locate the bus, driver and student | | |

CONTACT YOUR LOCAL REP

WHAYNE
Power Systems



**Whayne
Supply
supporting**



Thomas Built Buses

10001 Linn Station Rd. | Louisville, KY 40223 | 1-800-4WHAYNE

Equipment Sales

Todd Cunningham
(502) 303-6825

todd_cunningham@whayne.com

Mark Pinczewski
(859) 576-2201

mark_pinczewski@whayne.com

David Garbrough
(502) 594-4146

dave_garbrough@whayne.com

Nick Couch
(606) 304-3103

nick_couch@whayne.com



Inside Parts and Service Representatives

Cody Roll

Coverage: Owensboro, Elizabethtown,
Louisville, Middletown

(812) 620-9558

cody_roll@whayne.com

Shane Thompson

Coverage: Paducah, Hopkinsville,
Bowling Green, Lexington, Dry Ridge

(859) 338-7159

shane_thompson@whayne.com

Chuck Terry

Coverage: Ashland, Pikeville, Hazard,
Corbin, Somerset

(606) 216-0829

chuck_terry@whayne.com

Technical Support

Dave Marsters

(502) 541-7305

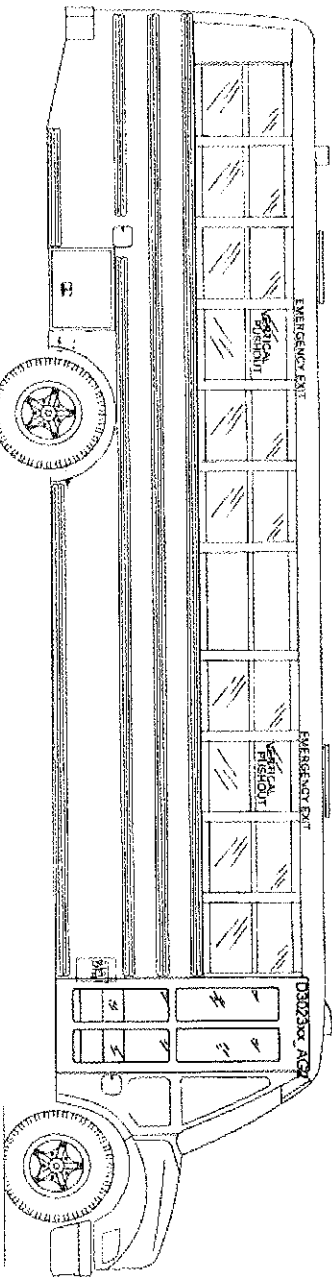
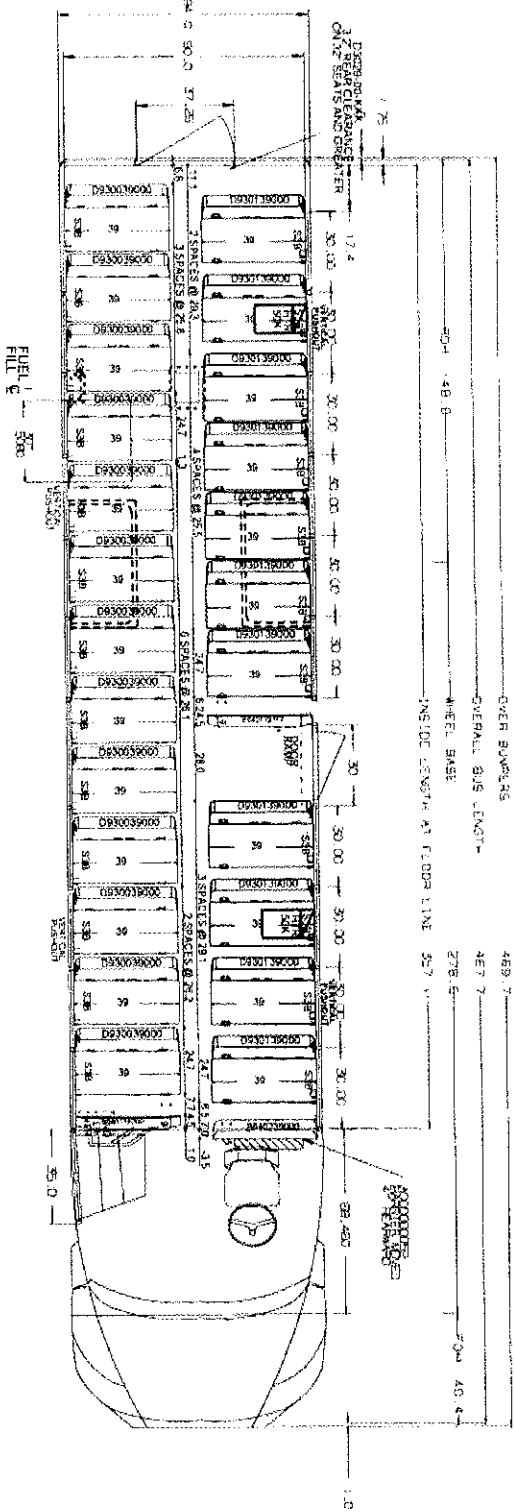
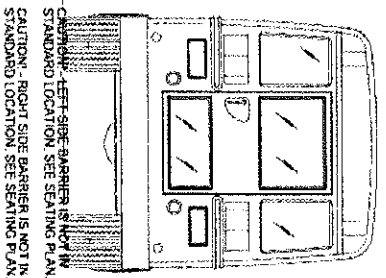
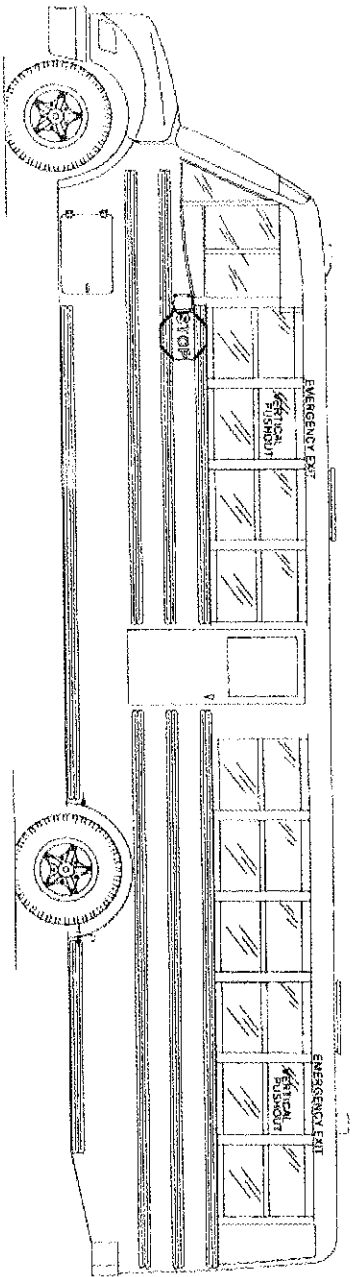
david_marsters@whayne.com

Please address purchase orders, for all options, to Bus Order Specialist:

Bus_Division@whayne.com | Whayne Supply | 10001 Linn Station Rd. | Louisville, KY 40223

For all other branch addresses, visit WHAYNE.COM

SEATING CAPACITY: 72 + DRIVER



ALL DIMENSIONS ARE FOR REFERENCE ONLY

GENERAL NOTES

1. THIS DRAWING IS A GENERAL REPRESENTATION OF THE BUS. IT IS NOT TO BE USED FOR CONSTRUCTION PURPOSES.
2. THE SEATING CHART IS A GENERAL REPRESENTATION OF THE SEATING. IT IS NOT TO BE USED FOR CONSTRUCTION PURPOSES.
3. THE DIMENSIONS ARE FOR REFERENCE ONLY. THEY ARE NOT TO BE USED FOR CONSTRUCTION PURPOSES.
4. THE SEATING CHART IS A GENERAL REPRESENTATION OF THE SEATING. IT IS NOT TO BE USED FOR CONSTRUCTION PURPOSES.
5. THE DIMENSIONS ARE FOR REFERENCE ONLY. THEY ARE NOT TO BE USED FOR CONSTRUCTION PURPOSES.

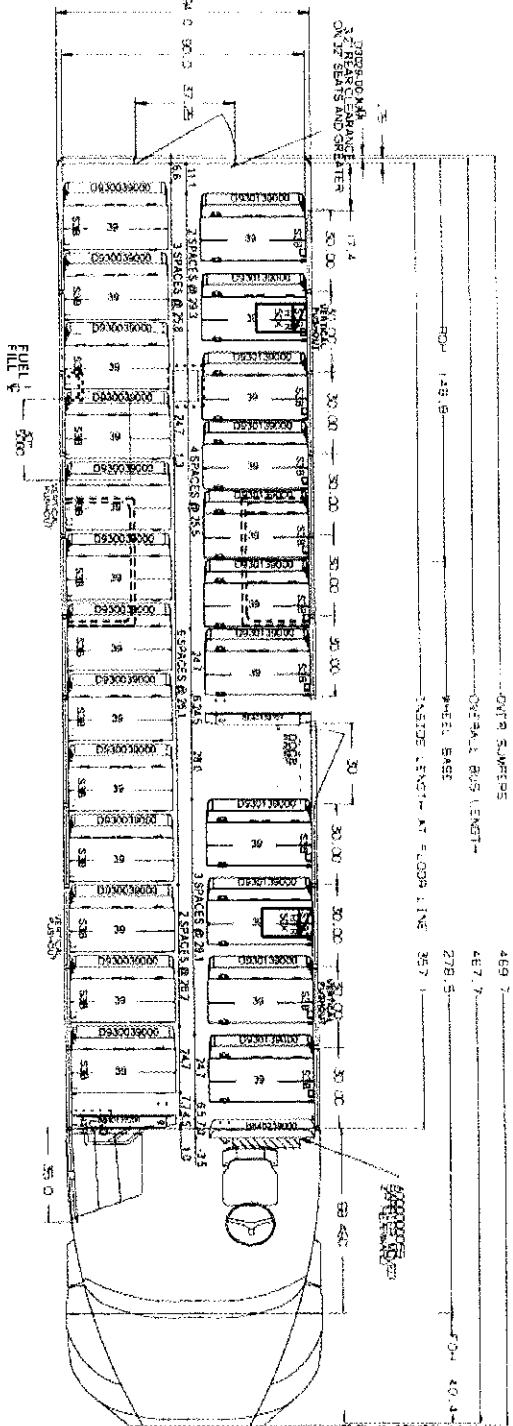
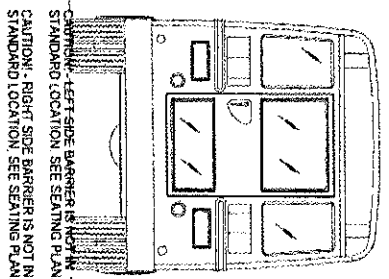
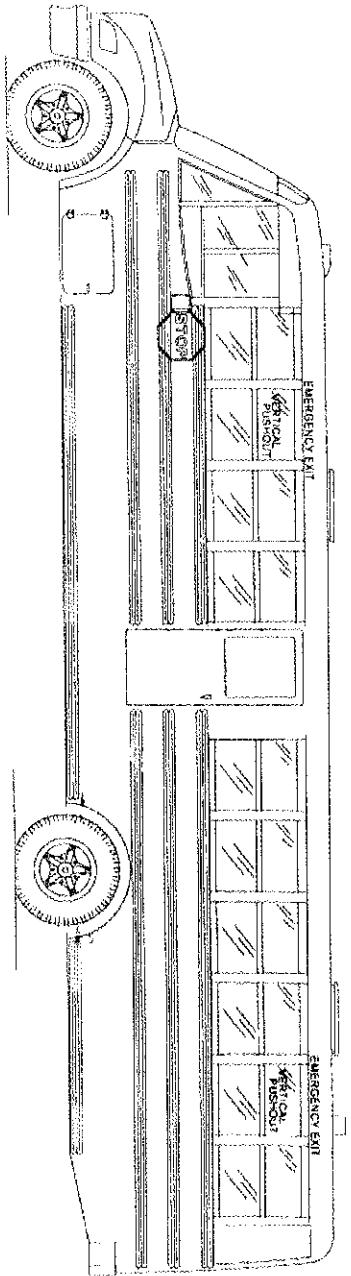
Model: Saf-T-Liner C2
Quote Number: 344766
Locality: KY

THOMAS BUILT BUSES, INC.

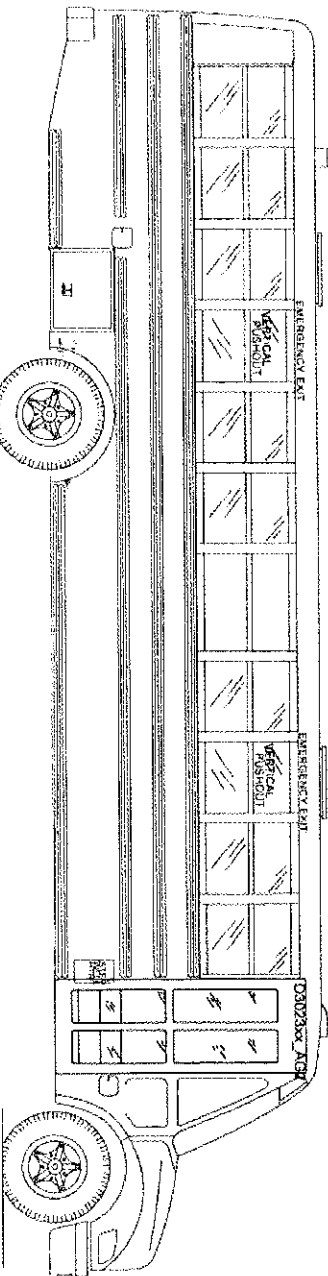
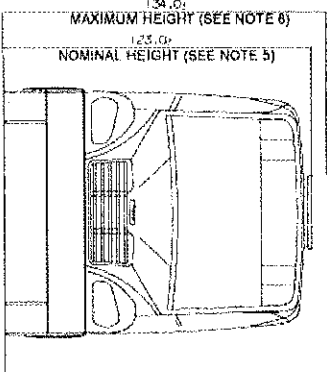
PLAN AND ELEVATION
BODY 3401S

DATE: 08-12-2002
S 737202

SEATING CAPACITY: 72 + DRIVER



NOTES:
D20000806 - LS DOOR LOC. NO 5 (10' REAR)



Model: Saf-I-Liner C2
Quote Number: 344765
Locality: KY

ALL DIMENSIONS ARE FOR REFERENCE ONLY

GENERAL NOTES

1. SEATING CAPACITY IS BASED ON A STANDARD SEATING CHART. SEATING CAPACITY MAY VARY BASED ON SEATING CHART. SEATING CAPACITY IS BASED ON A STANDARD SEATING CHART. SEATING CAPACITY MAY VARY BASED ON SEATING CHART.
2. SEATING CAPACITY IS BASED ON A STANDARD SEATING CHART. SEATING CAPACITY MAY VARY BASED ON SEATING CHART. SEATING CAPACITY IS BASED ON A STANDARD SEATING CHART. SEATING CAPACITY MAY VARY BASED ON SEATING CHART.
3. SEATING CAPACITY IS BASED ON A STANDARD SEATING CHART. SEATING CAPACITY MAY VARY BASED ON SEATING CHART. SEATING CAPACITY IS BASED ON A STANDARD SEATING CHART. SEATING CAPACITY MAY VARY BASED ON SEATING CHART.
4. SEATING CAPACITY IS BASED ON A STANDARD SEATING CHART. SEATING CAPACITY MAY VARY BASED ON SEATING CHART. SEATING CAPACITY IS BASED ON A STANDARD SEATING CHART. SEATING CAPACITY MAY VARY BASED ON SEATING CHART.
5. SEATING CAPACITY IS BASED ON A STANDARD SEATING CHART. SEATING CAPACITY MAY VARY BASED ON SEATING CHART. SEATING CAPACITY IS BASED ON A STANDARD SEATING CHART. SEATING CAPACITY MAY VARY BASED ON SEATING CHART.

| ITEM | QUANTITY | UNIT PRICE | TOTAL |
|--------------------|----------|------------|---------|
| LEFT | 25.1 | 27.8 | 697.78 |
| RIGHT | 25.1 | 27.8 | 697.78 |
| REAR | 25.1 | 27.8 | 697.78 |
| FRONT | 25.1 | 27.8 | 697.78 |
| TOTAL | 100.4 | | 2791.12 |
| PLAN AND ELEVATION | | | |
| BODY 340TS | | | |
| MODEL 340-12 | S | 737200 | |