



FLOYD COUNTY BOARD OF EDUCATION
Danny Adkins, Superintendent
106 North Front Avenue
Prestonsburg, Kentucky 41653
Telephone (606) 886-2354 Fax (606) 886-4550
www.floyd.kyschools.us

Sherry Robinson- Chair - District 5
Dr. Chandra Varia, Vice-Chair - District 2
Linda C. Gearheart, Member - District 1
William Newsome, Jr., Member - District 3
Rhonda Meade, Member - District 4

Student Support: Receive Utility Report for Duff Allen Central Elementary.

Applicable Statute(s), etc.: N/A

Fiscal Budgetary Impact:

2015/2016 SY (July 15-June 16) \$211,178.06

2016/2017 SY (July 16-June 17) \$224,901.22

History / Background:

June 2018

Board received utility report for Prestonsburg High.

Staff Recommendation: To accept report as presented.

Contact Person:
Gregory Adams
Director of Facilities
(606) 874-9569


Director


Superintendent

DATE: July 23, 2018

Utility Report

July 23, 2018



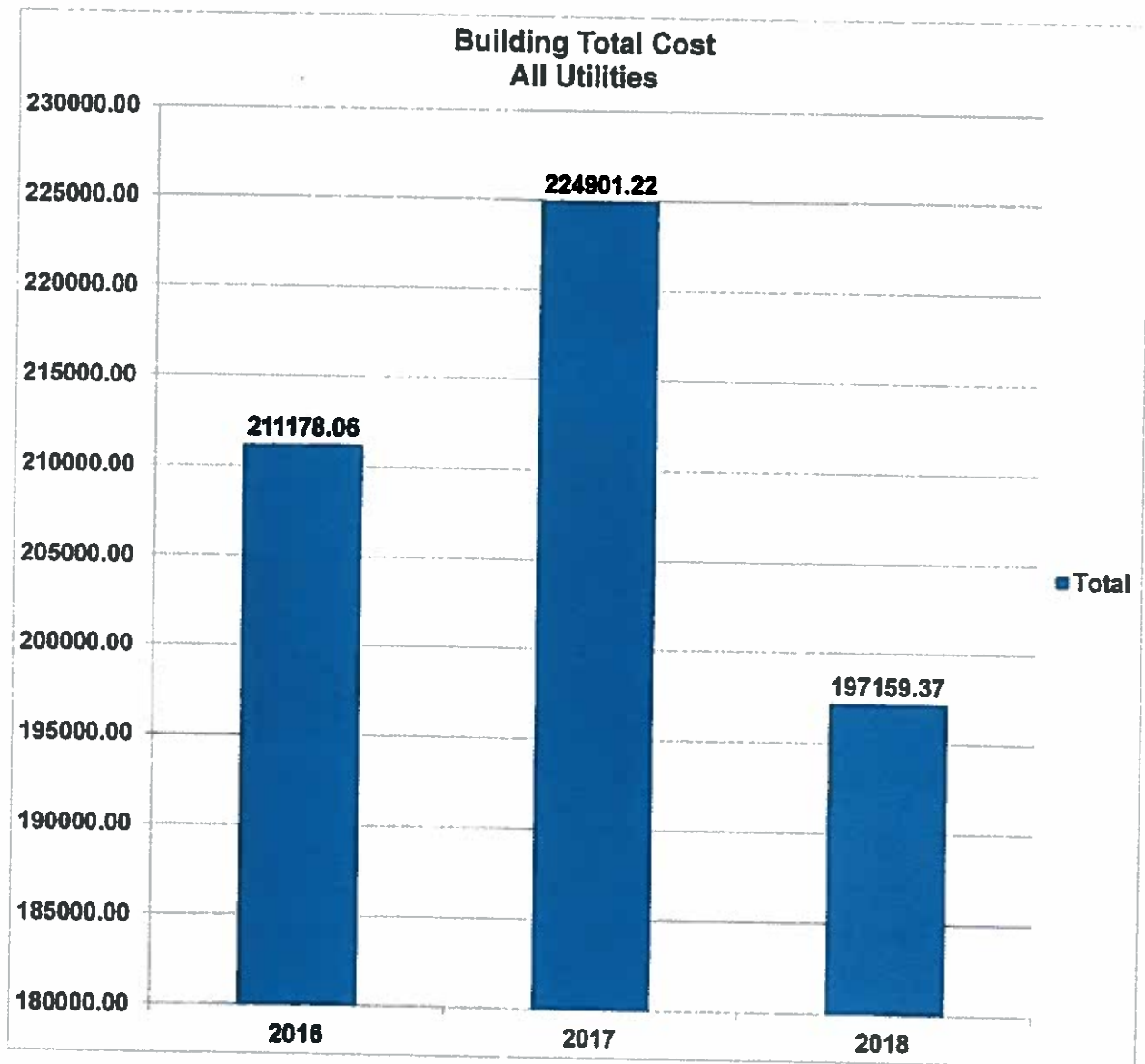
Duff Allen Central Elementary

2015-2016 / 2016-2017

School Years

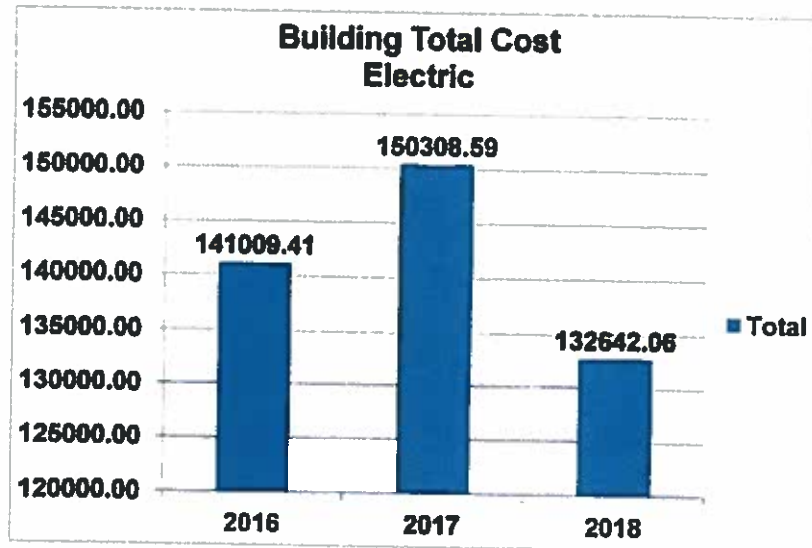


Cost Year	Total
2016	211178.06
2017	224901.22
2018	197159.37
Grand Total	633238.65

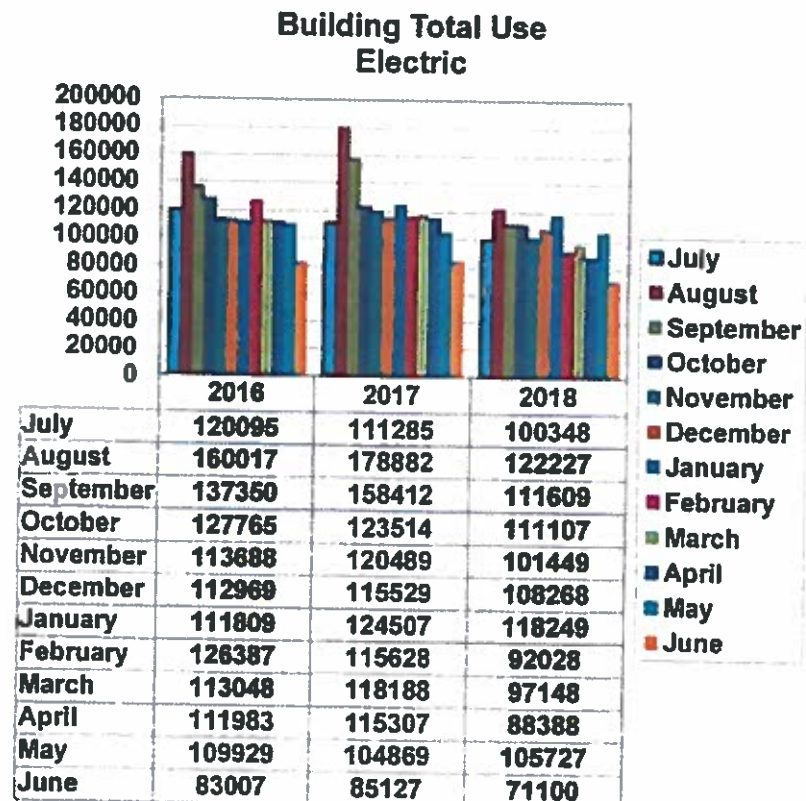


Total Utility Cost Increased by \$13,723.16

Cost	
Year	Total
2016	141009.41
2017	150308.59
2018	132642.06
Grand Total	423960.06

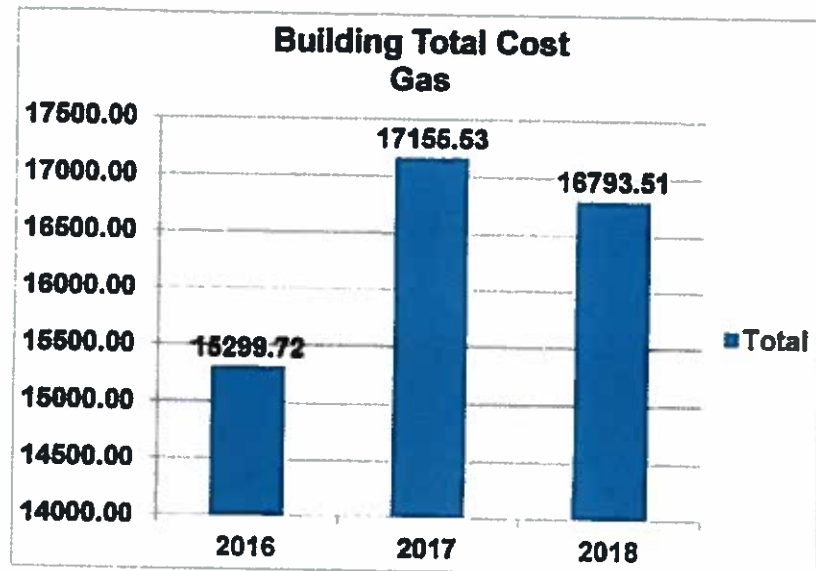


Use	
Year	Grand Total
2016	1428047.00
2017	1471737.00
2018	1227648.00
Grand Total	4127432.00

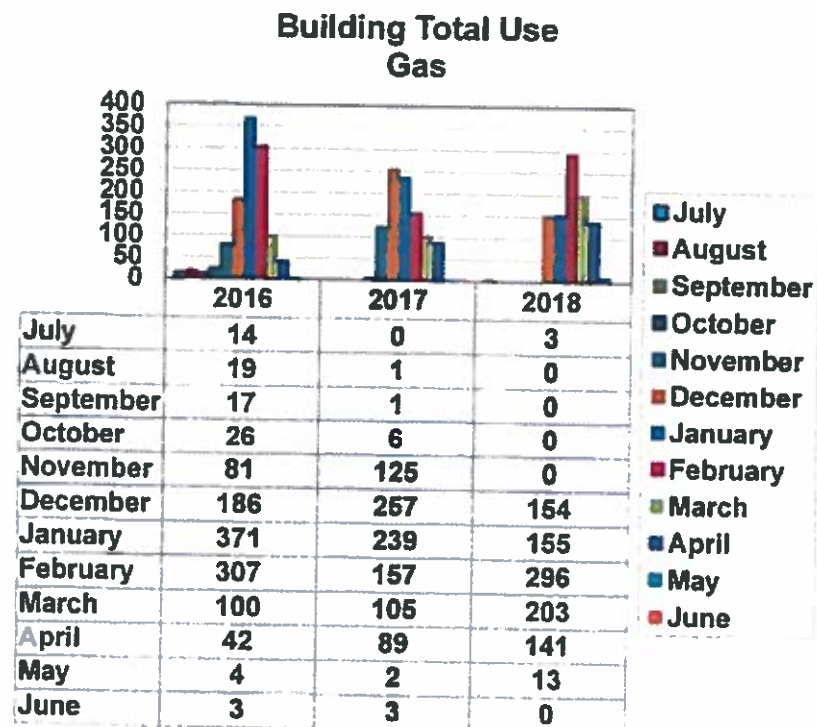


Total Electric Cost Increased by \$9,299.18
 Total Electric Use Increased by 43,690 KWH
 Cost Per KWH in 2016 - \$.0988
 Cost Per KWH in 2017 - \$.1021

Cost	
Year	Total
2016	16299.72
2017	17155.53
2018	16793.51
Grand Total	49248.76

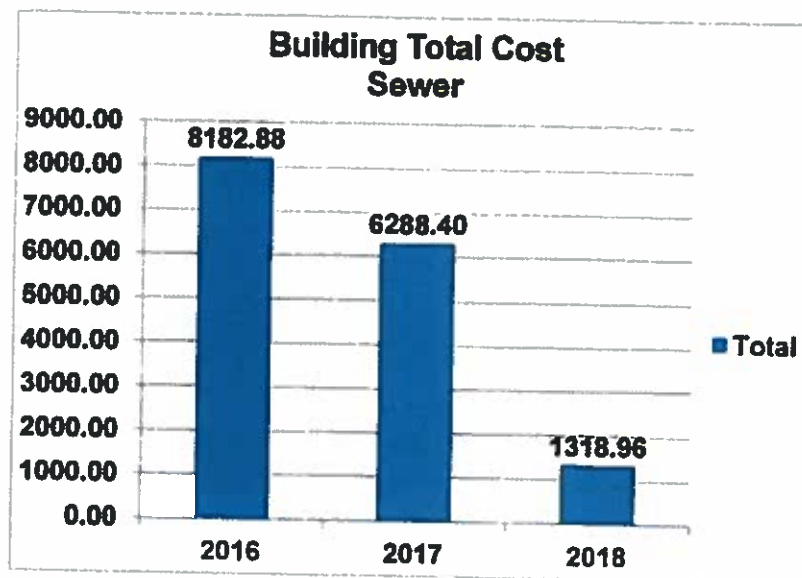


Use	
Year	Grand Total
2016	1170.00
2017	985.00
2018	965.00
Grand Total	3120.00

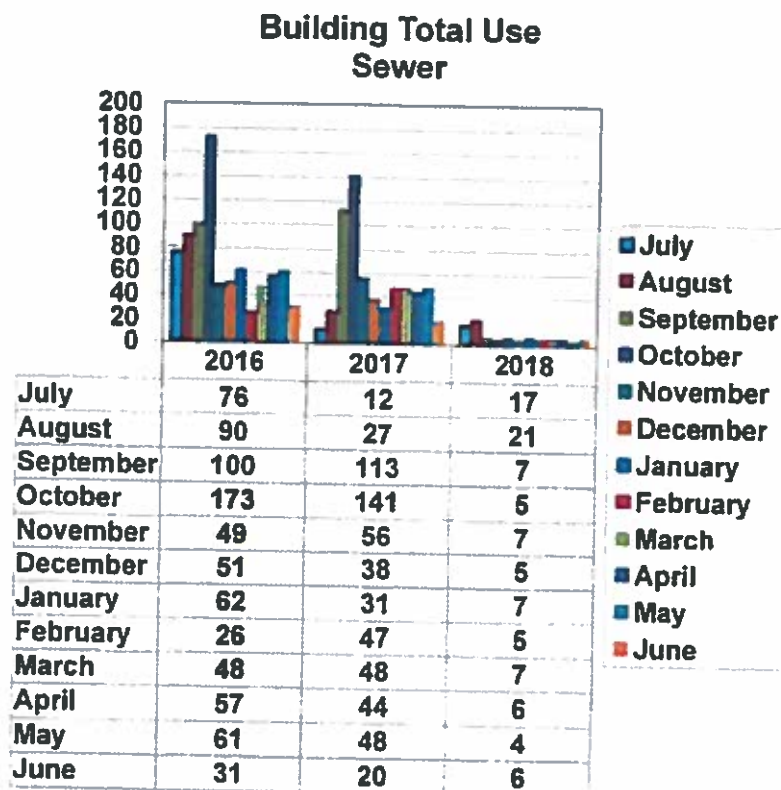


Total Gas Cost Increased by \$1,855.81
 Total Gas Use Decreased by 185 MCF
 Cost Per MCF in 2016 - \$13.08
 Cost Per MCF in 2017 - \$17.42

Cost	
Year	Total
2016	8182.88
2017	6288.40
2018	1318.96
Grand Total	15790.24

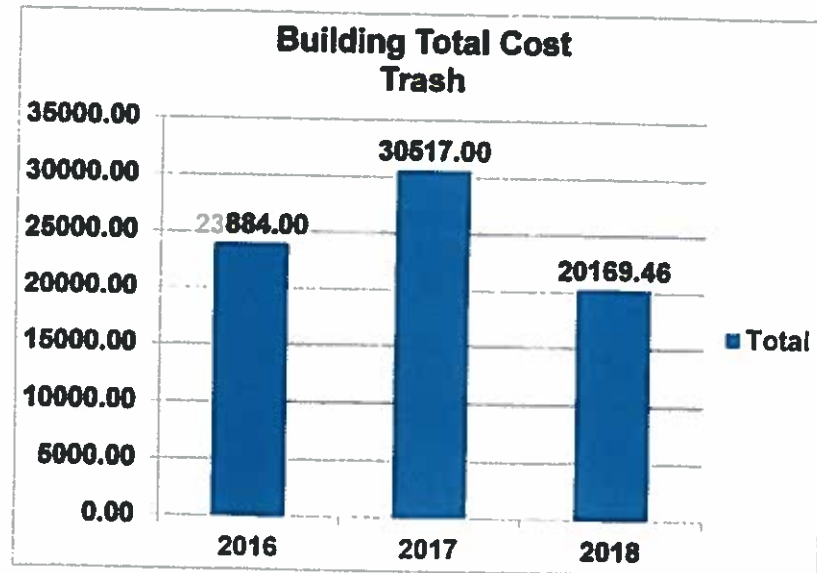


Use	
Year	Grand Total
2016	824.00
2017	625.00
2018	97.00
Grand Total	1546.00

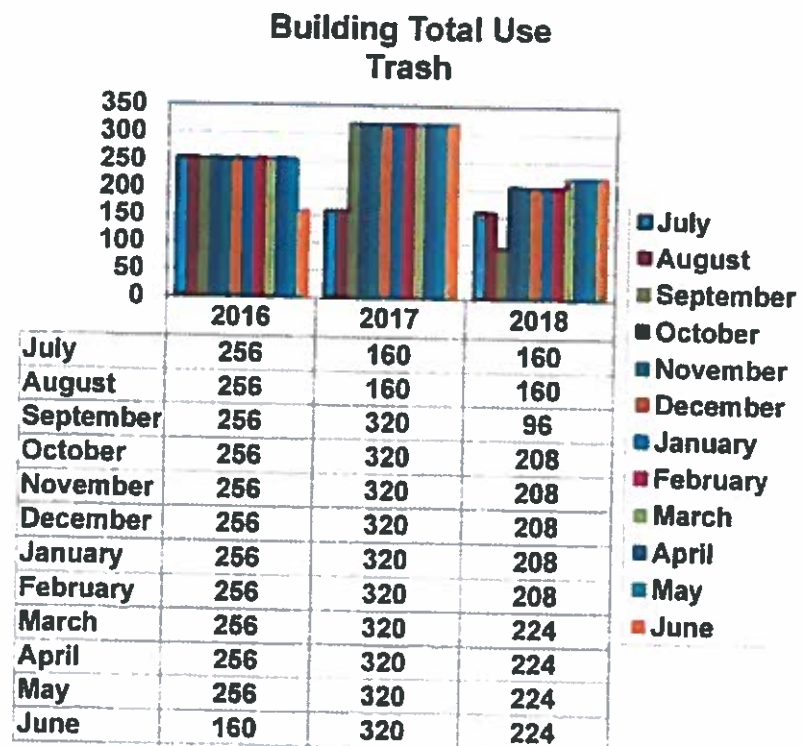


Total Sewer Cost Decreased by \$1,894.48
 Total Sewer Use Decreased by 199 KGAL
 Cost Per KGAL in 2016 - \$9.93
 Cost Per KGAL in 2017 - \$10.06

Cost	
Year	Total
2016	23884.00
2017	30517.00
2018	20169.46
Grand Total	74570.46

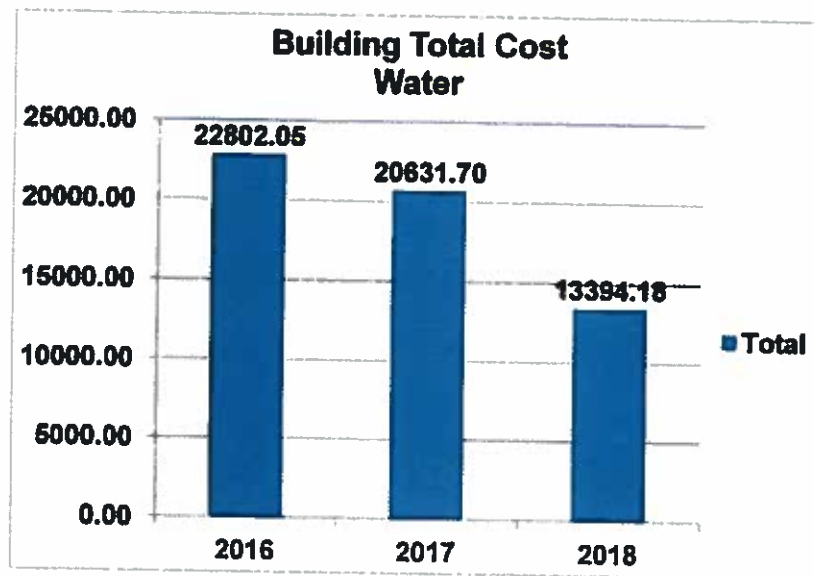


Use	
Year	Grand Total
2016	2976.00
2017	3520.00
2018	2352.00
Grand Total	8848.00

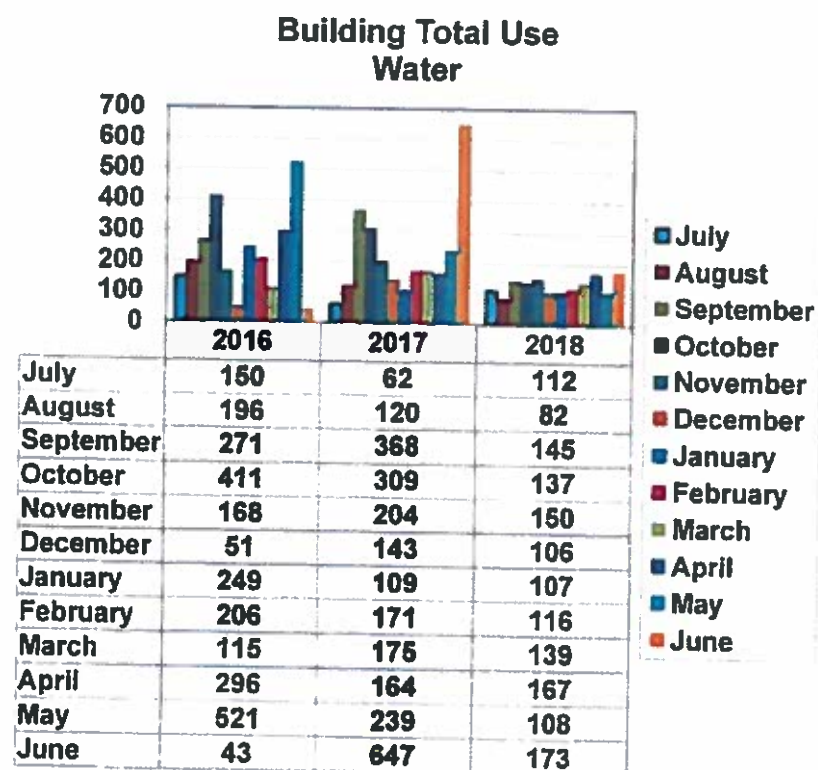


Total Trash Cost Increased by \$6,633.00
 Total Trash Use Increased by 544 Cubic Yards
 Cost Per Cubic Yard in 2016 - \$8.03
 Cost Per Cubic Yard in 2017 - \$8.67

Cost Year	Total
2016	22802.05
2017	20631.70
2018	13394.18
Grand Total	56827.93



Use Year	Grand Total
2016	2677.00
2017	2711.00
2018	1542.00
Grand Total	6930.00



Total Water Cost Decreased by \$2,270.35
Total Water Use Increased by 34 KGAL
Cost Per KGAL in 2016 - \$8.52
Cost Per KGAL in 2017 - \$7.61

Month	Year Data					
	2018		2017		2016	
	HDD	CDD	HDD	CDD	HDD	CDD
Jan	998	0	712	0	996	0
Feb	538	8	496	3	758	0
Mar	695	1	549	3	358	9
Apr	405	16	146	63	252	31
May	5	229	114	88	161	69
Jun	0	252	8	178	3	240
Jul	0	112	0	297	0	342
Aug	0	0	4	199	0	371
Sep	0	0	52	95	15	219
Oct	0	0	210	59	130	57
Nov	0	0	515	5	441	16
Dec	0	0	886	0	784	0
Grand Total	2641	618	3692	990	3898	1354

Heating degree day (HDD) is measurement designed to reflect the demand for energy needed to heat a home or Business. It is derived from measurements of outside air Temperature. The heating requirements for a given structure at a specific location are considered to directly proportional to the number of HDD at that location. A similar measurement, cooling degree day (CDD), reflects the amount of energy used to cool a home Or business.

