


Vision 2020

In Action



Jefferson County Board of Education Meeting
June 12, 2018

Why Action Plan?


Goal: Make Vision 2020 more clear, coherent, actionable and measurable.

Keep Vision 2020

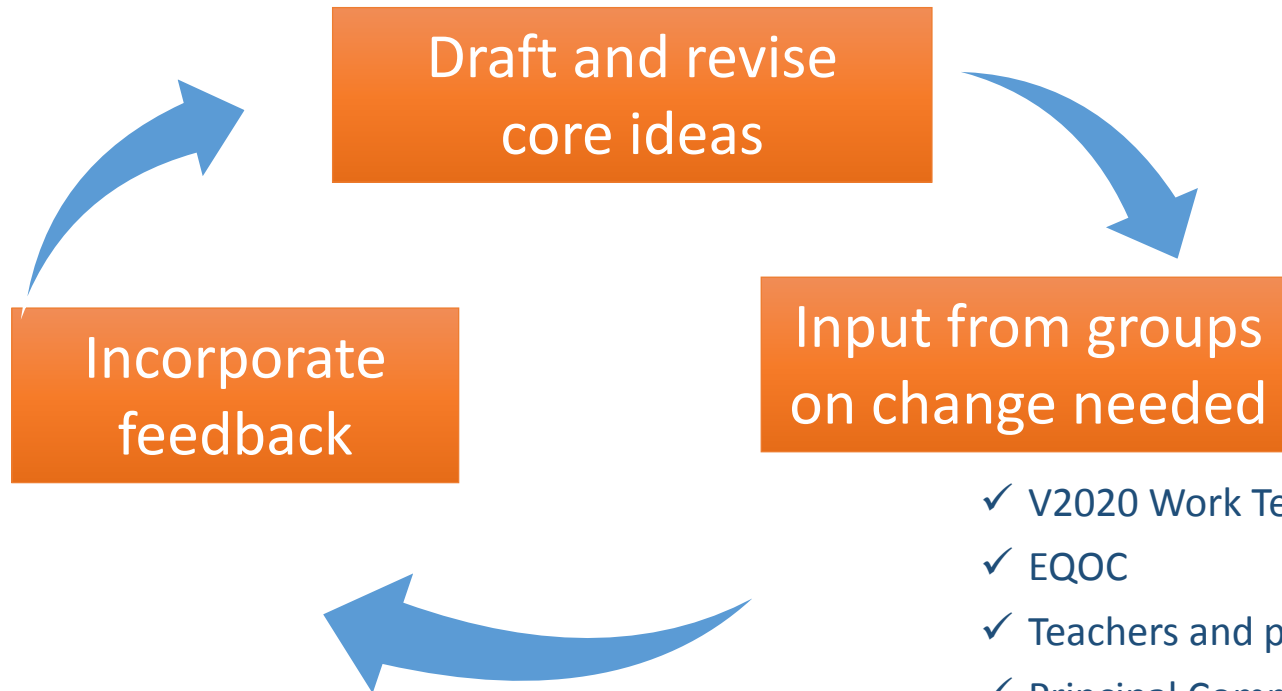
- Stay true to core values
- Don't change Vision or essence of Goals

Develop Action Plan

- Short term focus
- Clear and actionable
- Align actions with outcomes




The Journey




Input from groups
on change needed

- ✓ V2020 Work Team
- ✓ EQOC
- ✓ Teachers and principals (small groups)
- ✓ Principal Communication Committee
- ✓ JCTA Executive Committee
- ✓ Instructional Cabinet
- ✓ Cabinet
- ✓ Board

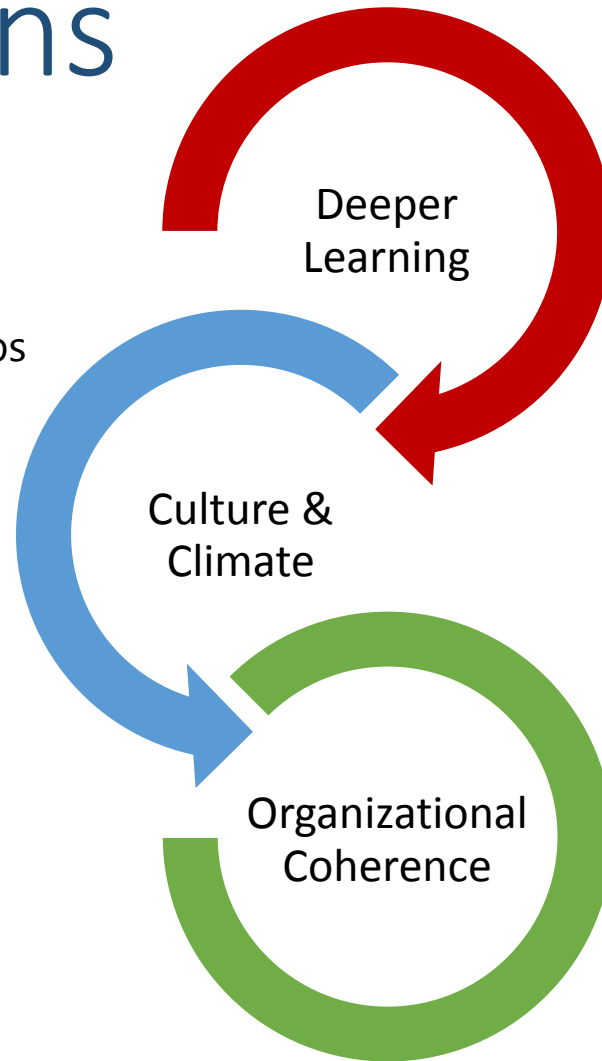


7 Big Shifts

- Backpack of Success Skills
- Transition Ready -Extended Learning Time
- Transform Instructional Core
- Racial Equity Policy
- School Redesign and Innovation
- Modernize Facilities
- Louisville Promise




17 Actions



- Backpack of Success Skills
- Transition Readiness
- Authentic Assessment
- Engaging Environments
- Community Partnerships


- Focus on Building Relationships
- Professional Deeper Learning (Teacher Backpack)
- **Transform Instructional Core**
- Family Engagement
- High Performing Teams

- Coherent Systems & Processes
- **Racial Equity Policy**
- **School Redesign & Innovation**
- Improve School Supports
- **Modernize Facilities Plan**
- School Choice Plan
- Louisville Promise



Deeper Learning: Backpack of Success Skills Example

Actions	Process/ Short-Term Metrics	Long-Term Outcomes
<p>Backpack of Skills</p> <p>Identify and implement school toolkits needed for Backpack of Skills: (1) What do students need to be able to do? (2) What experiences will get them there? (3) How will they demonstrate skills?</p> <p>V2020 1.1.1, 1.1.2, 1.1.3 CDIP 1</p>	<ul style="list-style-type: none"> ✓ % of students with evidence of student success skills in their digital portfolio ✓ % classroom implementing deeper learning experiences measured by observations ✓ % meeting literacy and numeracy benchmarks as measured by MAP 	<ul style="list-style-type: none"> ✓ Improved literacy and numeracy skills ✓ Increased college readiness as measured by ACT/ admissions test ✓ Increased graduation ✓ Improved NAEP



Vision 2020 Performance

LEARNING

- Students are active participants in defining ambitious learning goals and engaging in their progress.
- Students demonstrate their deeper learning with the capacities, dispositions, and skills needed to transition successfully to the next level from preschool to graduation.

Percentage of student demonstrations/defenses (digital portfolio)

Grade level	2017-2018	2018-2019	2019-2020
5 th			
8 th			
12 th			

Percentage of students demonstrating success skills (digital portfolio)

Grade level	2017-2018	2018-2019	2019-2020
Elementary			
Middle			
High			

Percentage of students on grade level in Reading by Grade (Spring MAP)

Grade level	2017-2018	2018-2019	2019-2020
Elementary			
Middle			
High			

Percentage of students on grade level in Math by Grade (Spring MAP)

Grade level	2017-2018	2018-2019	2019-2020
Elementary			
Middle			
High			

Vision 2020 *In Action* - Next Steps

Refine

- Tweak language
- Refine metrics
- Finalize review cycle

Rollout

- Design graphics and messaging
- Community Forum
- Establish systems review process

