

2017-18 COMPREHENSIVE SCHOOL SURVEY RESULTS

Jefferson County Board of Education Meeting
May 29, 2018

Key Takeaways




Strengths

- All stakeholder groups, except HS students, showed increase satisfaction from last year
- Overall teacher satisfaction for central office and superintendent increased by 36%
- Overall teacher satisfaction for JCPS management of funds increased by 20%

Areas of growth

- Student voice at the middle and high school level
- High school student satisfaction

Why Measure Climate & Culture?



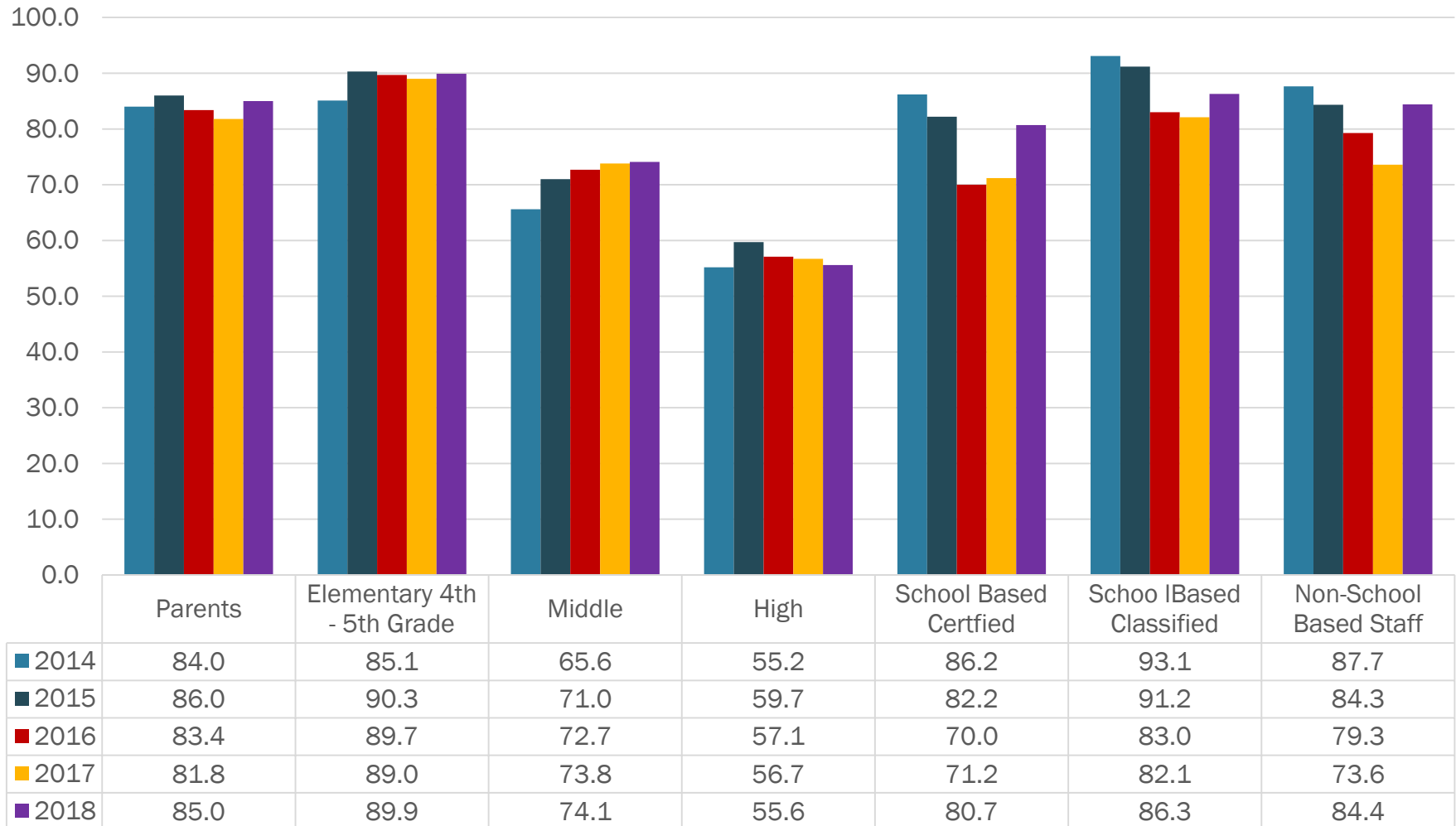

A Positive School Climate/Culture is related to:

- Higher Student Engagement
- Higher Academic Achievement
- Fewer Discipline Problems
- Lower Levels of Alcohol and Drug Use
- Lower Absenteeism

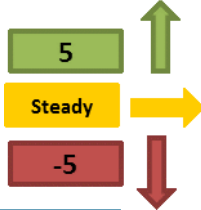
*More than 94,000 parents, students and staff participated in Comprehensive School Survey.
Including 72 schools with over a 90% response rate for both students and teachers.*

I am very satisfied with JCPS

- All stakeholder groups, except HS students, showed increase satisfaction from last year



% Agreement by Item (All Staff)




Item	Spring 2017	Fall 2018	Spring 2018	Change From Spring 2017
The superintendent & central office administrators provide effective leadership for schools.	50.5	88.6	86.4	35.9
JCPS manages funding in an efficient and responsible manner.	43.8	59.9	63.3	19.5
My supervisor provides effective leadership.	87.0	87.1	86.8	-0.2
I would recommend JCPS as a good place to work.	82.9	87.2	87.5	4.6
I am satisfied with my department/work place.	89.0	86.2	89.1	0.1
I would rather send my own child(ren) to JCPS than to a non-JCPS school.	61.5	64.9	65.8	4.3
I am very satisfied with JCPS.	74.5	76.3	82.7	8.2
My supervisor gives me adequate feedback on my job performance.	88.4	86.3	87.2	-1.2
I receive information regularly about district news and events.	95.0	97.2	97.3	2.3
My school provides a caring and supportive environment for students.	95.3	93.5	95.6	0.3
I feel like I am part of the JCPS community.	85.0	85.9	87.7	2.7
Safety concerns, when reported, are handled in a timely manner.	87.5	87.3	88.8	1.3
I feel safe and secure at my work place	90.7	90.0	90.8	0.1

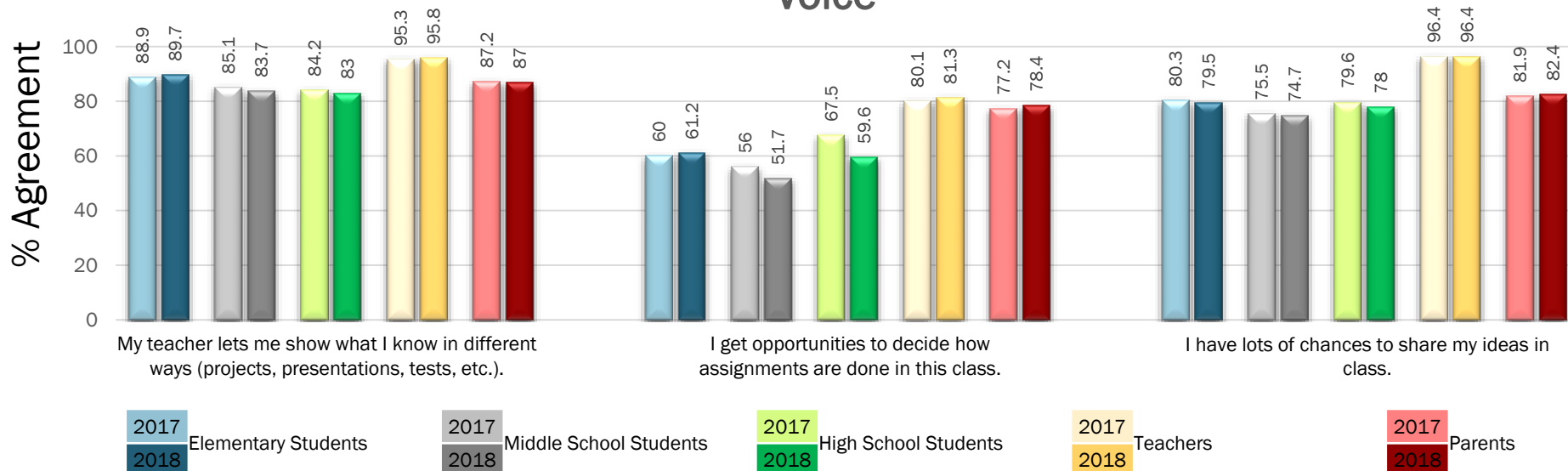
Items in red are below 80% agreement

DEEPER LEARNING ITEMS

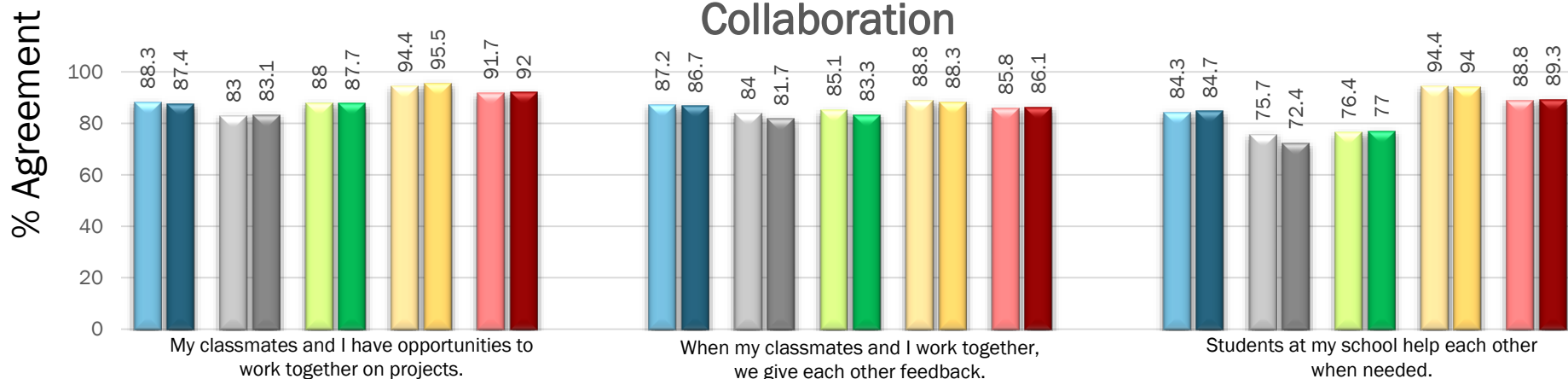
Capacities and Dispositions



Voice



Collaboration



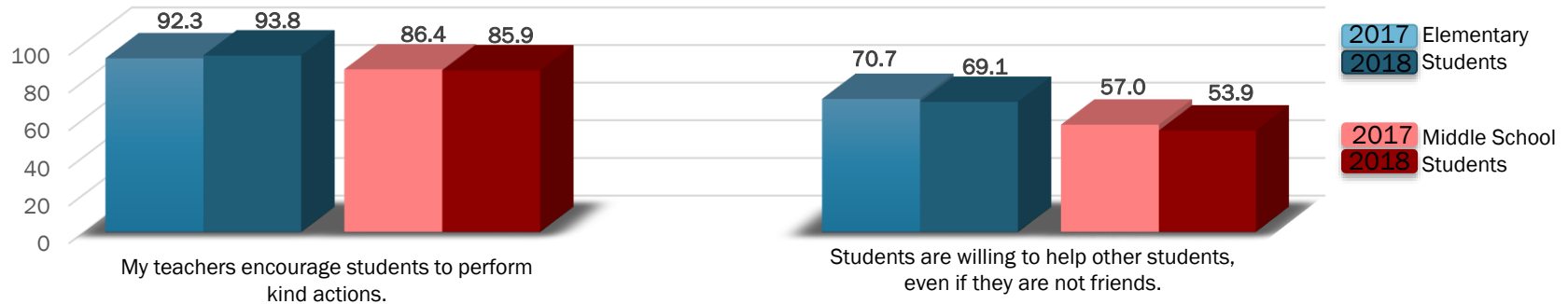
Capacities and Dispositions

Pilot in
2017



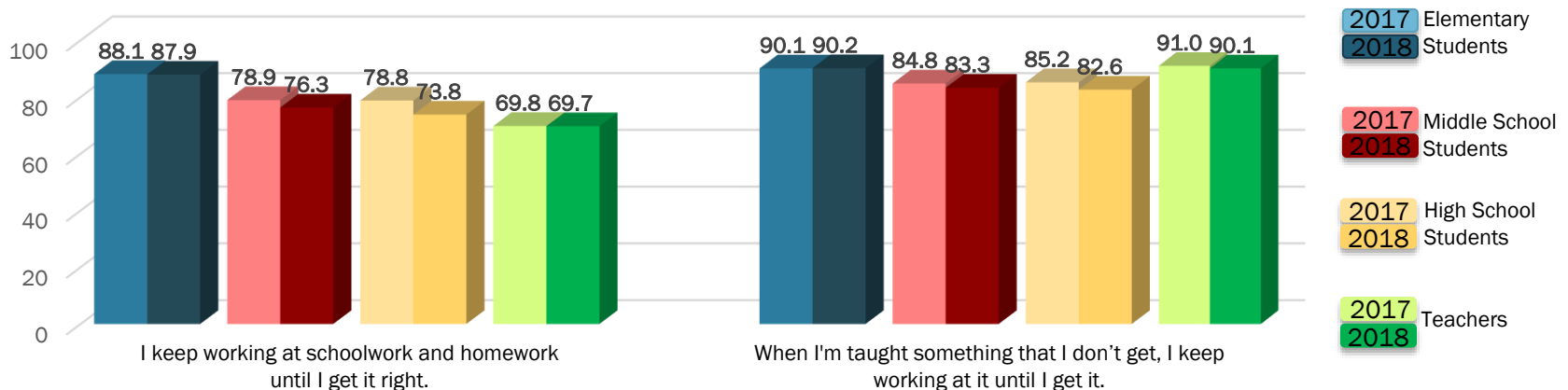
Compassion

% Agreement




Perseverance

% Agreement



New Reports



New CSS reports focused on social-emotional learning (SEL).

- compare SEL items across student, teacher, and parent surveys
- aggregate student responses by race and gender.


New CSS Tools:

- Constructs Tool—Compare similar items across survey groups (parents, teachers, students).
- CSS Short (All staff)—Compare combined staff results from Spring 2017, 2018, and Fall 2017.

CSS Interactive tools and reports:

<https://www.jefferson.kyschools.us/node/1209>

Next Steps



- June 5th Principal meeting – time to examine and reflect on school climate and culture data more in-depth
- Provide differentiated support to schools, program implementation teams, and district departments; correlate data with TELL results
- Recognize schools with high response rates and positive school climate and culture
- In supporting Vision 2020, develop trajectories and long-term goals around school climate and culture