



FLOYD COUNTY BOARD OF EDUCATION
Danny Adkins, Superintendent
106 North Front Avenue
Prestonsburg, Kentucky 41653
Telephone (606) 886-2354 Fax (606) 886-4550
www.floyd.kyschools.us

Sherry Robinson- Chair - District 5
Dr. Chandra Varia, Vice-Chair - District 2
Linda C. Gearheart, Member - District 1
William Newsome, Jr., Member - District 3
Rhonda Meade, Member - District 4

Student Support: Receive Utility Report for Betsy Layne High School.

Applicable Statue(s), etc.: N/A

Fiscal Budgetary Impact:

2015/2016 SY (July 15-June 16) \$119,400.19

2016/2017 SY (July 16-June 17) \$123,999.49

History / Background:

April 2018

Board received utility report for South Floyd Elementary.


Staff Recommendation: To accept report as presented.

Contact Person:

Gregory Adams

Director of Facilities

(606) 874-9569


Director


Superintendent

DATE: May 21, 2018

Utility Report

May 21, 2018



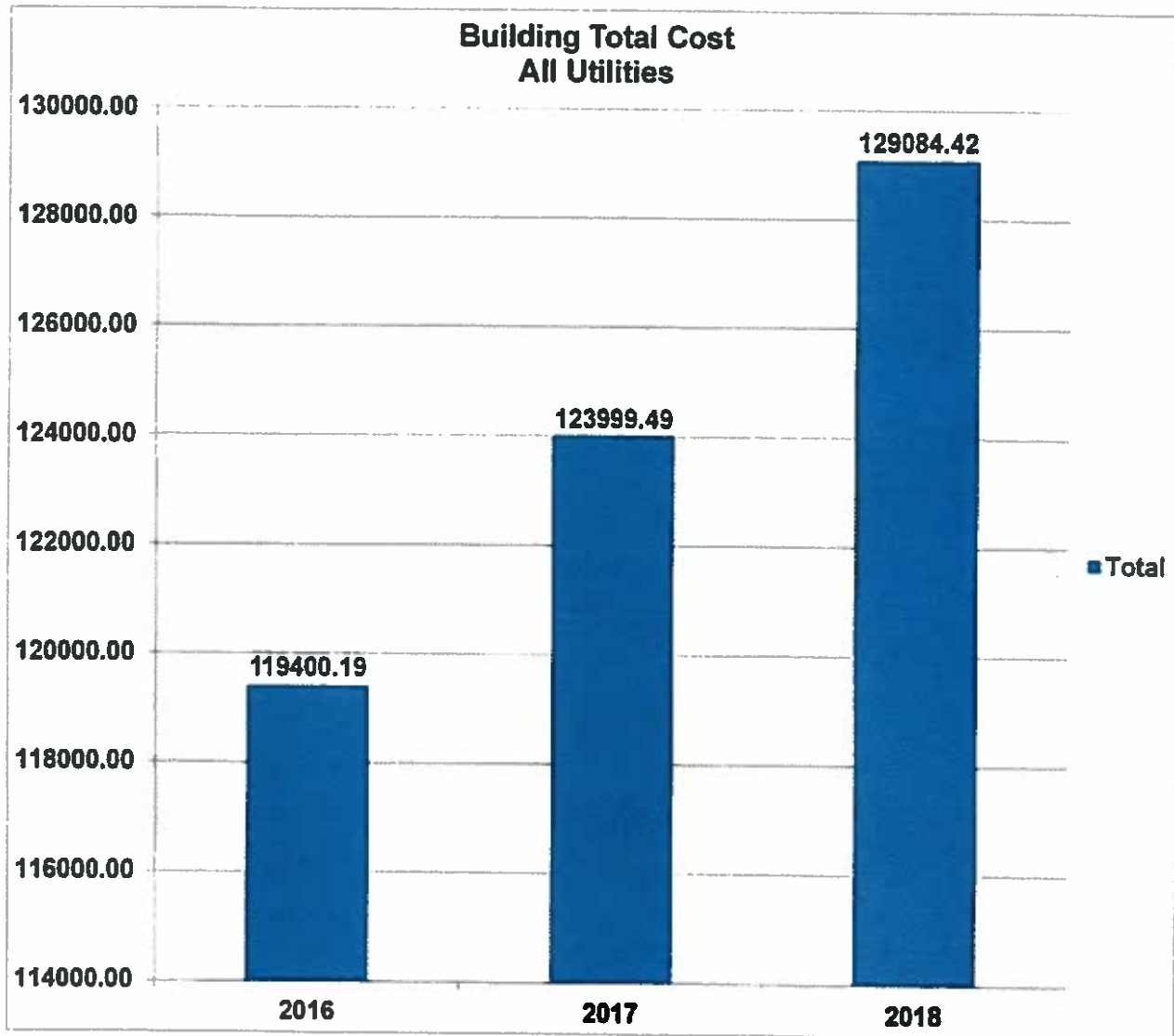
Betsy Layne High School

2015-2016 / 2016-2017

School Years

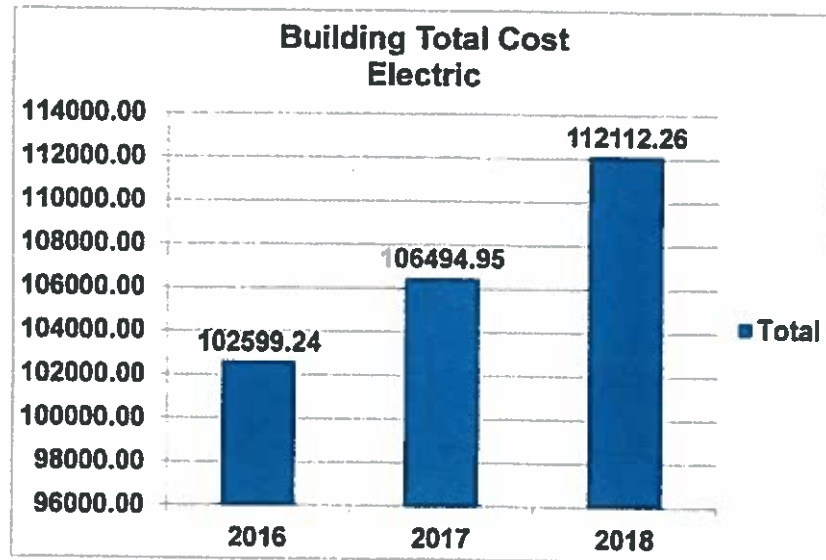


Cost	
Year	Total
2016	119400.19
2017	123999.49
2018	129084.42
Grand Total	372484.10

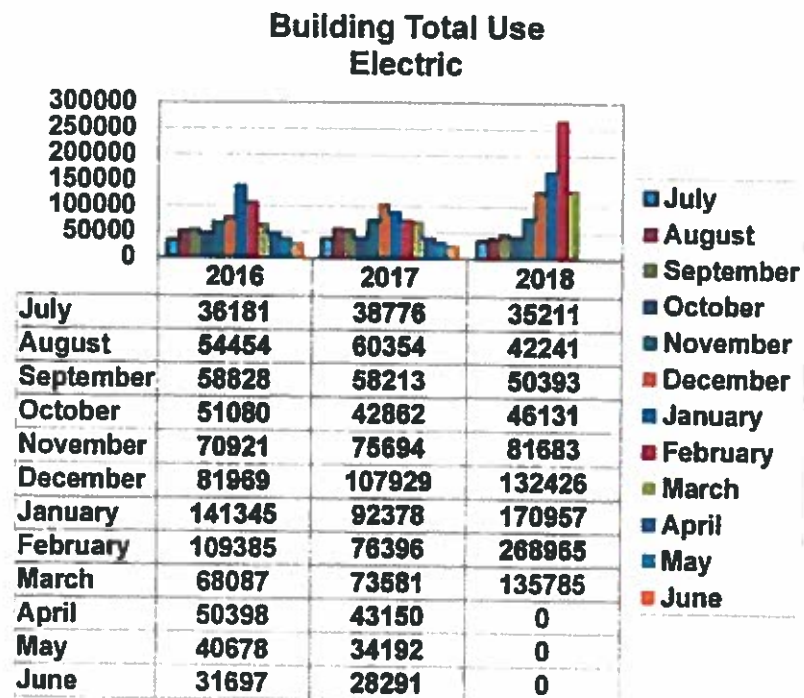


All Utilities Increased by \$4,599.30

Cost Year	Total
2016	102599.24
2017	106494.95
2018	112112.26
Grand Total	321206.45

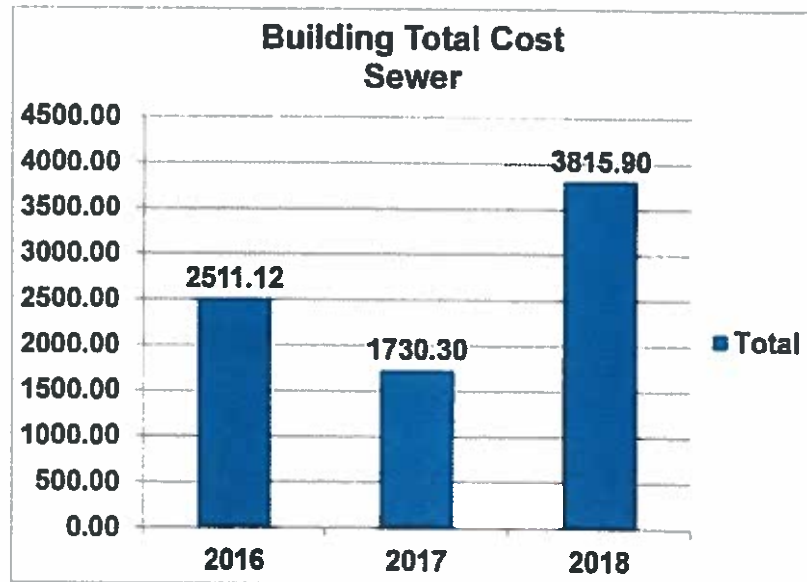


Use Year	Grand Total
2016	795023.00
2017	731816.00
2018	963792.00
Grand Total	2490631.00

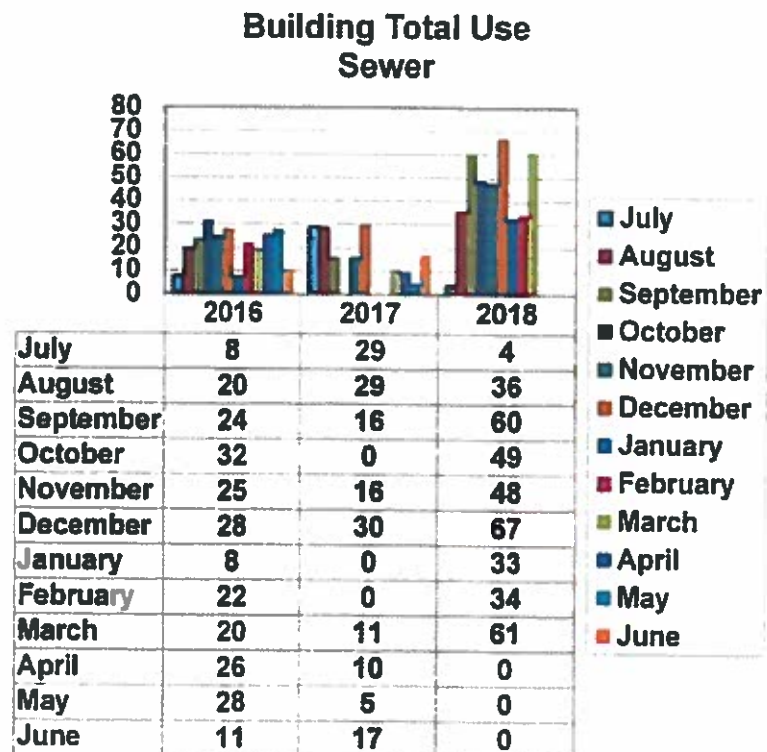


Total Electric Cost Increased by \$3,895.71
 Total Electric Use Decreased by 63,207 KWH
 Cost Per KWH in 2016 - \$.1290
 Cost Per KWH in 2017 - \$.1455

Cost	
Year	Total
2016	2511.12
2017	1730.30
2018	3815.90
Grand Total	8057.32



Use	
Year	Grand Total
2016	252.00
2017	163.00
2018	392.00
Grand Total	807.00

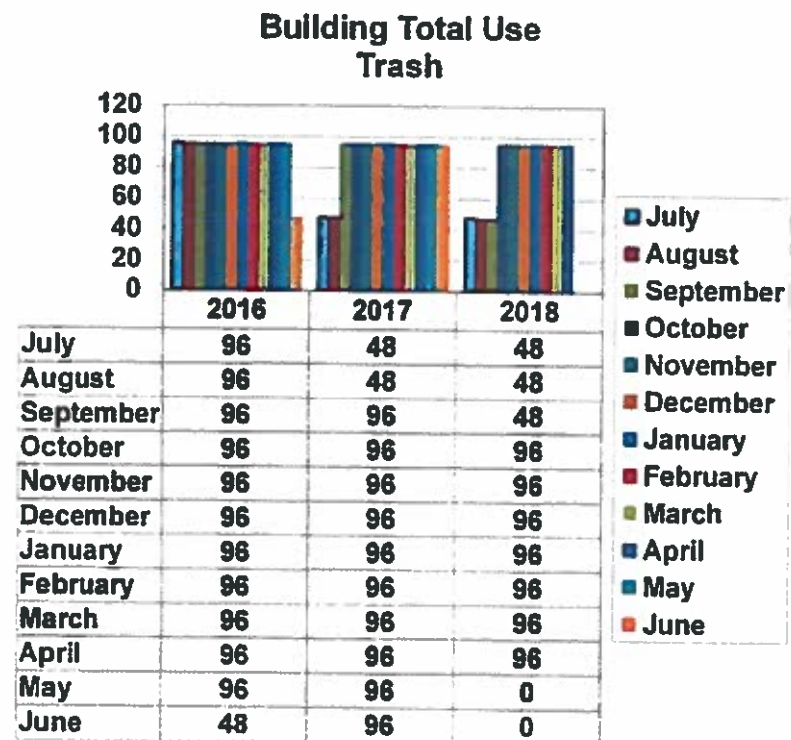


Total Sewer Cost Decreased by \$780.82
 Total Sewer Use Decreased by 89 KGAL
 Cost Per KGAL in 2016 - \$9.96
 Cost Per KGAL in 2017 - \$10.62

Cost		
Year		Total
2016		11770.26
2017		11442.72
2018		9076.26
Grand Total		32289.24

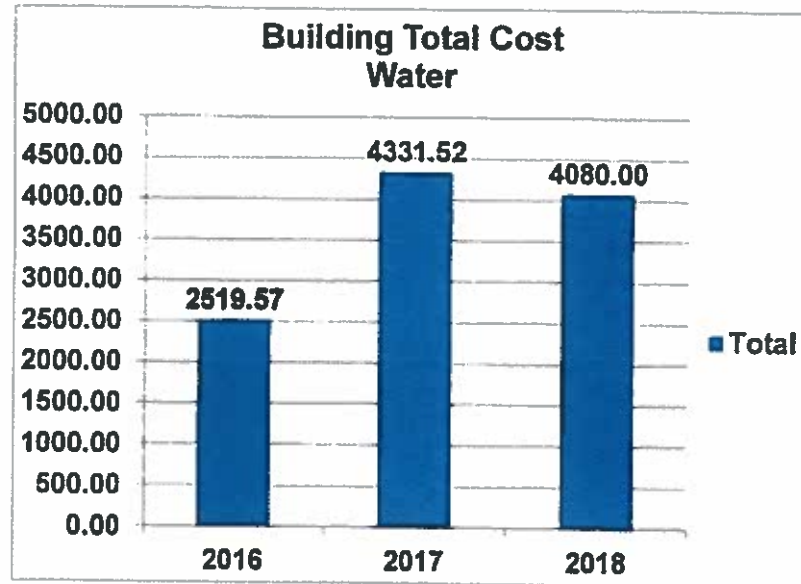


Use		
Year		Grand Total
2016		1104.00
2017		1056.00
2018		816.00
Grand Total		2976.00

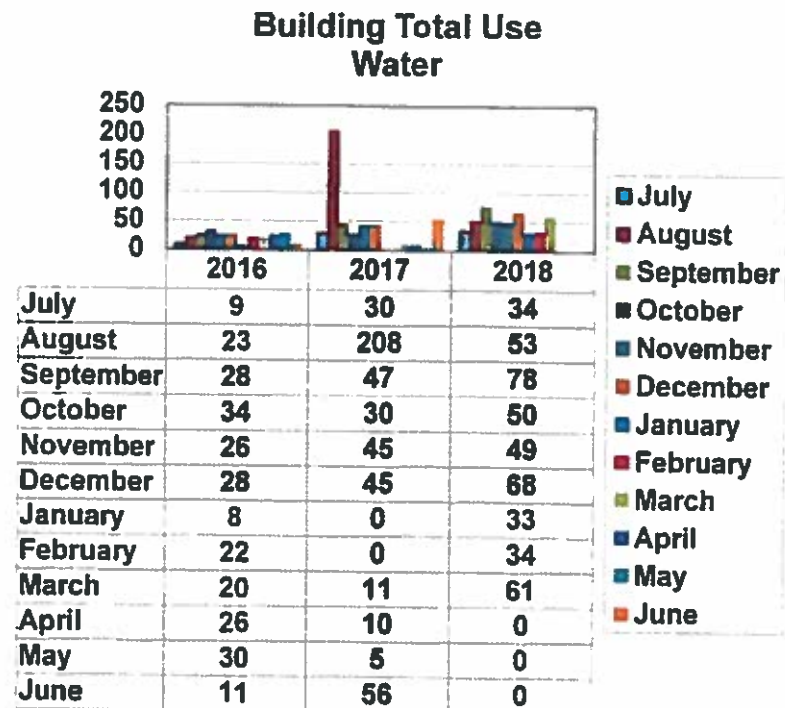


Total Trash Cost Decreased by \$327.54
 Total Trash Use Decreased by 48 Cubic Yards
 Cost Per Cubic Yards in 2016 - \$10.66
 Cost Per Cubic Yards in 2017 - \$10.83

Cost	
Year	Total
2016	2519.57
2017	4331.52
2018	4080.00
Grand Total	10931.09



Use	
Year	Grand Total
2016	265.00
2017	487.00
2018	460.00
Grand Total	1212.00



Total Water Cost Increased by \$1,811.95
 Total Water Use Increased by 222 KGAL
 Cost Per KGAL in 2016 - \$9.51
 Cost Per KGAL in 2017 - \$7.90

Month	Year Data					
	2018		2017		2016	
	HDD	CDD	HDD	CDD	HDD	CDD
Jan	1044	0	712	0	996	0
Feb	514	8	496	3	758	0
Mar	695	1	549	3	358	9
Apr	405	16	146	63	252	31
May	1	36	112	88	161	69
Jun	0	0	8	178	3	240
Jul	0	0	0	297	0	342
Aug	0	0	4	204	0	371
Sep	0	0	52	95	15	219
Oct	0	0	210	59	130	57
Nov	0	0	528	5	441	16
Dec	0	0	886	0	784	0
Grand Total	2659	61	3703	995	3898	1354

Heating degree day (HDD) is measurement designed to reflect the demand for energy needed to heat a home or Business. It is derived from measurements of outside air Temperature. The heating requirements for a given structure at a specific location are considered to directly proportional to the number of HDD at that location. A similar measurement, cooling degree day (CDD), reflects the amount of energy used to cool a home Or business.

