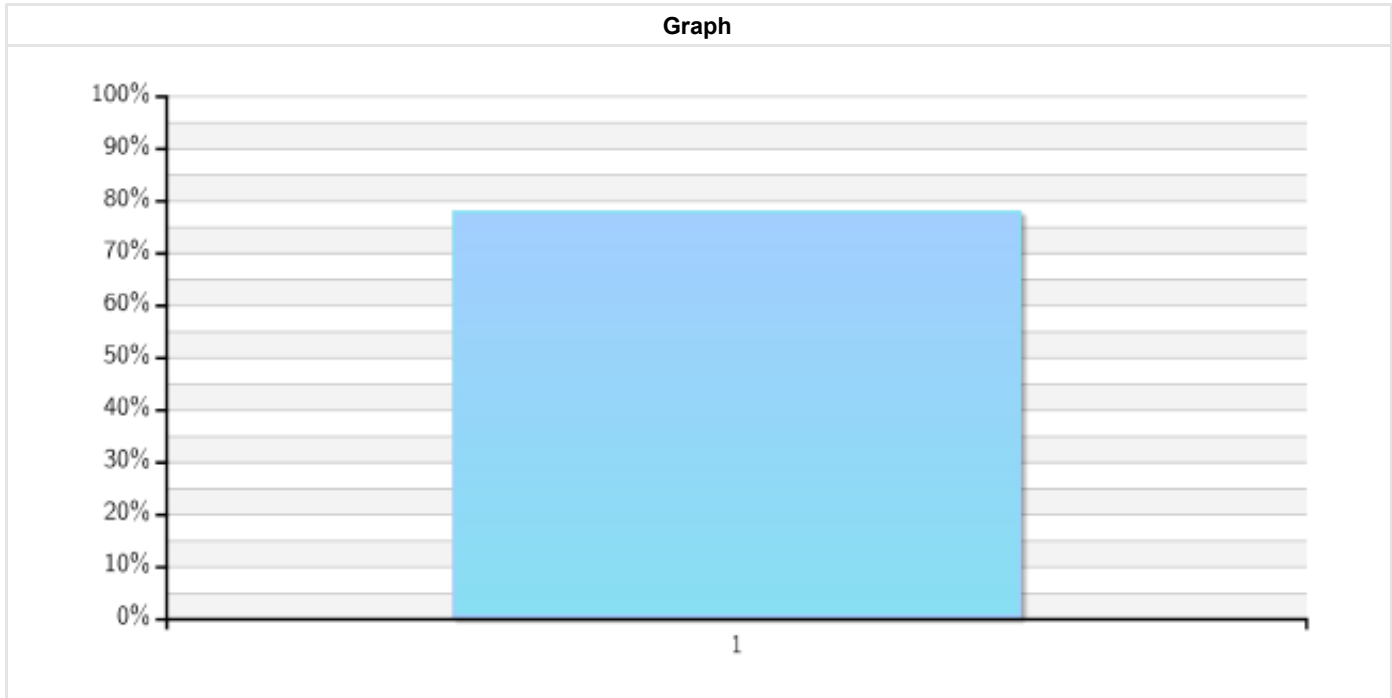


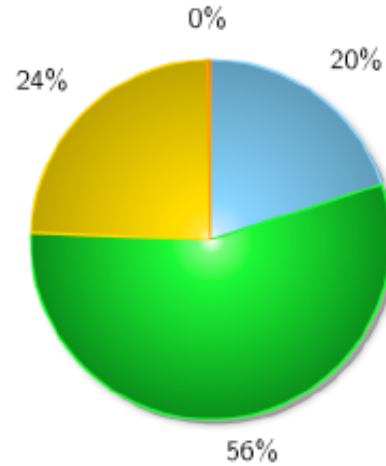
Todd County II (300 walk-throughs)
From September 1st 2008 to October 30th 2008
Checkbox

Element Name	Selected	%
<input type="checkbox"/> 1. Todd Co. Lesson Plan Format Used	233	78%
		Based on 300 walk-throughs

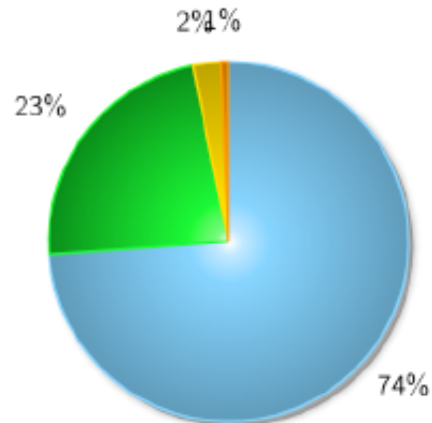


Todd County II (300 walk-throughs)
 From September 1st 2008 to October 30th 2008
Drop Down List

Item Name	SEL	%
<input type="checkbox"/> 1. Level 1 - Recall and Reproduction	55	20%
<input type="checkbox"/> 2. Level 2 - Skill and Concepts/Basic Reasoning	153	56%
<input type="checkbox"/> 3. Level 3 - Strategic Thinking/Complex Reasoning	66	24%
<input type="checkbox"/> 4. Level 4 - Extended Thinking/Reasoning	1	0%
Total	275	100%

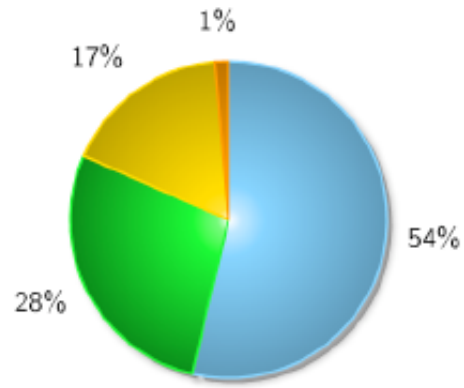
Primary DoK Level

Item Name	SEL	%
<input type="checkbox"/> 1. All (100%)	209	74%
<input type="checkbox"/> 2. Most (80%)	65	23%
<input type="checkbox"/> 3. Some (50%)	7	2%
<input type="checkbox"/> 4. Few (25%)	2	1%
Total	283	100%

Student Engagement (%)

Item Name	SEL	%	Level of Technology
-----------	-----	---	---------------------

<input type="checkbox"/> 1. None	152	54%
<input type="checkbox"/> 2. Used only by teacher	79	28%
<input type="checkbox"/> 3. Used by students	48	17%
<input type="checkbox"/> 4. Used w/student choice	4	1%
Total	283	100%



Item Name	SEL	%
<input type="checkbox"/> 1. NA	211	77%
<input type="checkbox"/> 2. Collaborating teacher does not appear to be involved	6	2%
<input type="checkbox"/> 3. Collaborating teacher is working w/one student	17	6%
<input type="checkbox"/> 4. Collaborating teacher working w/group of students	27	10%
<input type="checkbox"/> 5. Co-teaching is occurring	12	4%
Total	273	100%

Collaboration I

Todd County II (300 walk-throughs)
From September 1st 2008 to October 30th 2008
Label (No input)

Element Name
Core Content (check all that apply)
Bloom's Taxonomy
Thoughtful Classroom Strategies
Student Activities

Todd County II (300 walk-throughs)
From September 1st 2008 to October 30th 2008
Checklist as checkbox

Core Content (check all that apply) (Based on 300 walk-throughs)

Core Content Related	Selected	%
<input type="checkbox"/> 1. Posted/visible to students	231	77%
<input type="checkbox"/> 2. Relevant to instruction	191	64%
<input type="checkbox"/> 3. Essential question posted/visible	231	77%
<input type="checkbox"/> 4. "I can" statements posted	121	40%
Core Content Related Selected		

Todd County II (300 walk-throughs)
From September 1st 2008 to October 30th 2008
Checklist as checkbox

Bloom's Taxonomy (Based on 300 walk-throughs)

Bloom's Taxonomy	Selected	%
<input type="checkbox"/> 1. Not prompted to reveal or demonstrate learning	3	1%
<input type="checkbox"/> 2. REMEMBER	130	43%
<input type="checkbox"/> 3. UNDERSTAND	185	62%
<input type="checkbox"/> 4. APPLY	186	62%
<input type="checkbox"/> 5. ANALYZE	57	19%
<input type="checkbox"/> 6. EVALUATE	9	3%
<input type="checkbox"/> 7. CREATE	32	11%

Bloom's Taxonomy Selected

Todd County II (300 walk-throughs)
From September 1st 2008 to October 30th 2008
Checklist as checkbox

Thoughtful Classroom Strategies (Based on 300 walk-throughs)

Thoughtful Classroom Strategies	Selected	%
<input type="checkbox"/> 1. None	42	14%
<input type="checkbox"/> 2. Vocabulary's CODE	64	21%
<input type="checkbox"/> 3. Word Wall(s)	182	61%
<input type="checkbox"/> 4. Compare/contrast	39	13%
<input type="checkbox"/> 5. Task Rotation	5	2%
<input type="checkbox"/> 6. Reading for Meaning	17	6%
<input type="checkbox"/> 7. Other (specify)	36	12%

Thoughtful Classroom Strategies Selected

Todd County II (300 walk-throughs)
From September 1st 2008 to October 30th 2008
Checklist as checkbox

Student Activities (Based on 300 walk-throughs)

Student Activities	Selected	%
<input type="checkbox"/> 1. Answering cues/questions	140	47%
<input type="checkbox"/> 2. Collaborating in groups	60	20%
<input type="checkbox"/> 3. Creating original work	58	19%
<input type="checkbox"/> 4. Listening to teacher present info	147	49%
<input type="checkbox"/> 5. Reading silently or aloud	47	16%
<input type="checkbox"/> 6. Participating in centers	30	10%
<input type="checkbox"/> 7. Using manipulatives	44	15%
<input type="checkbox"/> 8. Using communication to present	21	7%
<input type="checkbox"/> 9. Working independently on assignment	80	27%
<input type="checkbox"/> 10. Completing assessment	35	12%
<input type="checkbox"/> 11. Using textbook/worksheet	73	24%
<input type="checkbox"/> 12. Other (specify)	45	15%

Student Activities Selected

