

Snapshot Report - District Results Summary

These data reflect the most current assessment submissions as of 10/02/2017

District

Livingston Co School District (KY)

[Choose District](#)



| Summary Information about HSP Enrollment and Assessment Completion | | | | | | | | | | | | |
|--|---------------------|----------------|-----------------|----------------------------|-----------------|-----------------|-----------------|-----------------|------|---|-------------------|---------------|
| HSP Enrollment: | Schools Completing: | | | Schools Completing Module: | | | | | | Schools Completing All Criteria in Topic: | | |
| | A Full Assessment | An Action Plan | 1 of Assessment | 2 of Assessment | 3 of Assessment | 4 of Assessment | 7 of Assessment | 8 of Assessment | | Nutrition | Physical Activity | Cross-Cutting |
| Total | 4 | 4 | 4 | 4 | 4 | 4 | 4 | 4 | 4 | 4 | 4 | 4 |
| % of All Schools | 80% | % of Enrolled | 100% | 100% | 100% | 100% | 100% | 100% | 100% | 100% | 100% | 100% |
| Onsite | - | - | - | - | - | - | - | - | - | - | - | - |
| % of All Schools | n/a | % of Enrolled | | | | | | | | | | |
| Online | 4 | 4 | 4 | 4 | 4 | 4 | 4 | 4 | 4 | 4 | 4 | 4 |
| % of All Schools | n/a | % of Enrolled | 100% | 100% | 100% | 100% | 100% | 100% | 100% | 100% | 100% | 100% |

| Assessment Completion by School Level | | | |
|---------------------------------------|------------|-------------|-------------------------|
| | Elementary | Middle/High | Elementary, Middle/High |
| Schools Completing an Assessment | 2 | 2 | - |

| Recognition: Schools Eligible | | | | | | | |
|--|--------|------------------|--------|------------------|------|------------------|--------------|
| Assessment Focus | Bronze | % of All Schools | Silver | % of All Schools | Gold | % of All Schools | Not Eligible |
| Full Assessment | 1 | 25% | - | 0% | - | 0% | 3 |
| Mod 1: School Health and Safety Policies and Environment | 3 | 75% | - | 0% | 1 | 25% | - |
| Mod 2: Health Education | - | 0% | - | 0% | 4 | 100% | - |
| Mod 3: Physical Education and Other Physical Activity Programs | 1 | 25% | - | 0% | 1 | 25% | 2 |
| Mod 4: Nutrition Services | 1 | 25% | 1 | 25% | 2 | 50% | - |
| Mod 7: Health Promotion for Staff | - | 0% | 2 | 50% | 1 | 25% | 1 |
| Mod 8: Family and Community Involvement | 1 | 25% | 1 | 25% | 2 | 50% | - |

This table highlights the number of schools that are currently meeting the eligibility criteria for one of our national awards based on the schools' most recently completed SHI assessments. It does not take into account whether a school has applied for or been awarded a National Healthy Schools Award.

Snapshot Report - District Results Summary

These data reflect the most current assessment submissions as of 10/02/2017

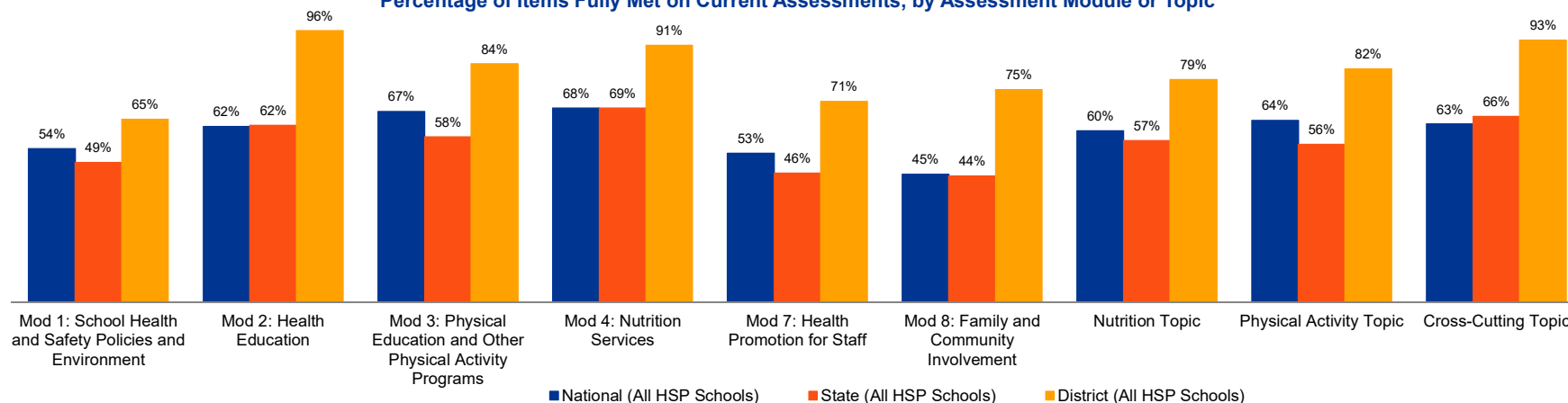


District

Livingston Co School District (KY)

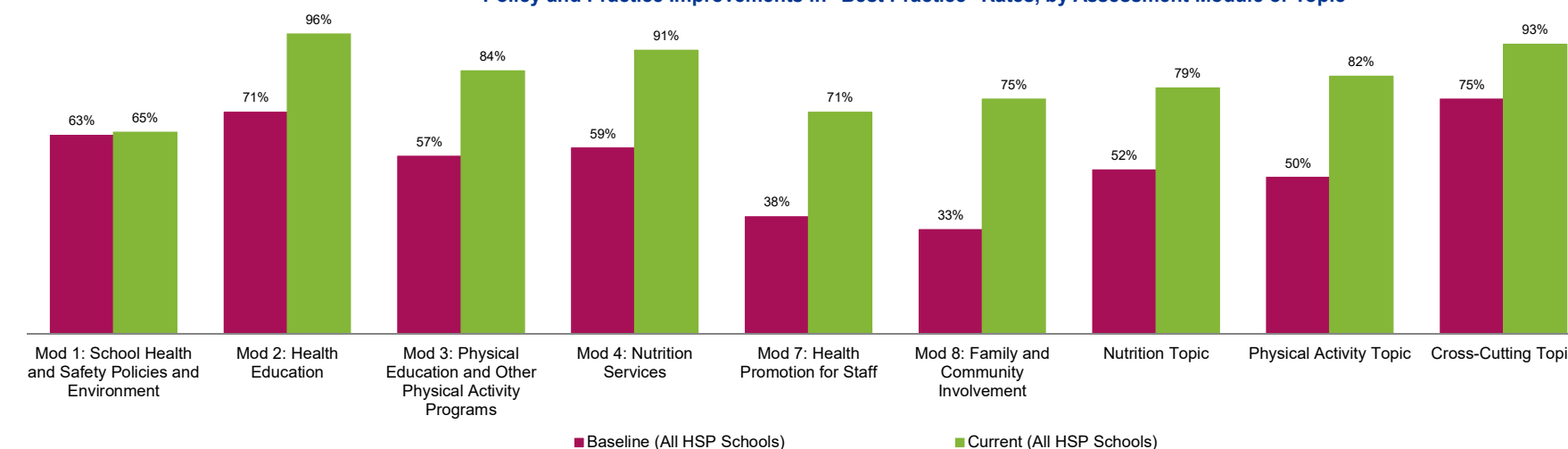
[Choose District](#)

Percentage of Items Fully Met on Current Assessments, by Assessment Module or Topic



This graph compares the total number of assessment items fully implemented (marked as a "3") on the most recent SHI assessment by module or topic to the total number of assessment items that **could be fully implemented** for all schools with a completed assessment by module or topic within the district, state or nation. Note that a school does not need to be fully meeting in all assessment items to be eligible for a Healthy Schools Award.

Policy and Practice Improvements in "Best Practice" Rates, by Assessment Module or Topic



This graph compares the rate of schools fully implementing assessment items (marked as "3") in each SHI module and across topic areas at schools' responses to the first completed SHI versus schools' responses to the most recently completed SHI. Note that a school does not need to be fully meeting in all assessment items to be eligible for a Healthy Schools Award.

Snapshot Report - District Results Summary

These data reflect the most current assessment submissions as of 10/02/2017

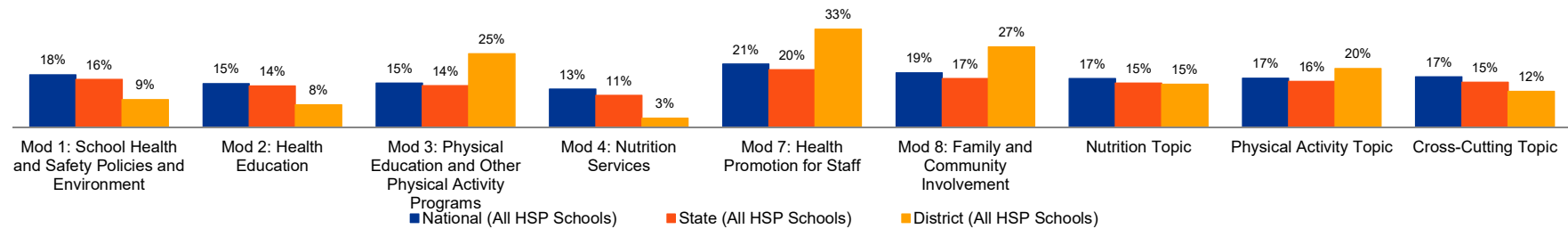
District

Livingston Co School District (KY)

[Choose District](#)



Action Plan Item Selection Rate, by Module or Topic



This graph compares the total number of action items **selected and in progress** by module or topic to the total number of action items that **could be selected** for all schools with an action plan by module or topic within the district, state, or nation.

Snapshot Report - District Results Summary

These data reflect the most current assessment submissions as of 10/02/2017

District

Livingston Co School District (KY)

[Choose District](#)



Module and Topic Summaries

| Mod 1: School Health and Safety Policies and Environment | | | Assessment Responses | | | Action Plan |
|--|--|-------------|---------------------------|---------|----------------|---------------------------------------|
| Question # | Question | Award Level | Schools Fully Meeting at: | | Percent Change | Selection Rank of Items "In Progress" |
| | | | Baseline | Current | | |
| 101 | Does your school have a representative committee or team that meets at least four times a year and oversees school health and safety policies and programs? | Bronze (2) | 100% | 100% | 0% | 1 |
| 102 | Has your school implemented all of the components of the State's local wellness policy? | Bronze (2) | 75% | 100% | 33% | 6 |
| 103 | [ES Only] Are students provided at least 20 minutes of recess during each school day, and do teachers or recess monitors encourage students to be active? | Bronze | 50% | 100% | 100% | 6 |
| 104 | Does your school make safe, unflavored, drinking water available throughout the school day at no cost to students? | Bronze | 100% | 100% | 0% | 6 |
| 105 | Do all competitive foods sold to students during the school day meet or exceed the USDA's nutrition standards for all foods sold to students (commonly called Smart Snacks in School)? | Bronze | 75% | 100% | 33% | 6 |
| 106 | Do all competitive beverages sold to students during the school day meet or exceed the USDA's nutrition standards for all beverages sold to students (commonly called Smart Snacks in School)? | Bronze | 100% | 100% | 0% | 6 |
| 107 | Does the school prohibit using physical activity and withholding physical education class as punishment? Is this prohibition consistently followed? | Silver | 75% | 100% | 33% | 6 |
| 108 | [ES Only] Does your school prohibit withholding recess as punishment? Is this prohibition consistently followed? | Silver | 0% | 0% | | 6 |
| 109 | Does your school prohibit giving students food as a reward and withholding food as punishment? Is this prohibition consistently followed? | Silver | 25% | 50% | 100% | 6 |
| 110 | Do all foods and beverages served and offered to students during the school day meet or exceed the USDA's Smart Snacks in School nutrition standards? | Silver | 50% | 50% | 0% | 6 |
| 111 | Do all foods and beverages sold to students during the extended school day meet or exceed the USDA's Smart Snacks in School nutrition standards? | Silver | 75% | 75% | 0% | 1 |
| 112 | Do all foods and beverages served and offered to students during the extended school day meet or exceed the USDA's Smart Snacks in School nutrition standards? | Silver | 50% | 75% | 50% | 1 |
| 113 | Are indoor and outdoor physical activity facilities open to students, their families, and the community outside school hours? | Gold | 25% | 75% | 200% | 1 |
| 114 | Do fundraising efforts during and outside school hours sell only non-food items or only foods and beverages that meet or exceed the USDA's Smart Snacks in School nutrition standards? | Gold | 25% | 25% | 0% | 1 |

Snapshot Report - District Results Summary

These data reflect the most current assessment submissions as of 10/02/2017

District

Livingston Co School District (KY)

[Choose District](#)



| Mod 2: Health Education | | | Assessment Responses | | | Action Plan |
|-------------------------|---|---------------|---------------------------|---------|----------------|---------------------------------------|
| Question # | Question | Award Level | Schools Fully Meeting at: | | Percent Change | Selection Rank of Items "In Progress" |
| | | | Baseline | Current | | |
| 201 | [ES Only] Do students receive health education instruction in all grades? | Bronze | 50% | 50% | 0% | 1 |
| 202 | [MS & HS Only] Does the school or National require all students to take and pass at least one health education course? | Bronze (2) | 50% | 50% | 0% | 3 |
| 203 | Does the health education curriculum address all of these topics on physical activity? | Bronze (2) | 25% | 100% | 300% | 3 |
| 204 | Does your health education curriculum addresses all of these essential topics on healthy eating? | Bronze (2) | 50% | 75% | 50% | 1 |
| 205 | Do all teachers of health education use an age-appropriate sequential health education curriculum that is consistent with state or national standards for health education? | Silver & Gold | 100% | 100% | 0% | 3 |
| 206 | Do all teachers of health education provide opportunities for students to practice or rehearse the skills needed to maintain and improve their health? | Silver & Gold | 75% | 100% | 33% | 3 |
| 207 | Do all teachers of health education participate at least once a year in professional development in health education? | Silver & Gold | 75% | 100% | 33% | 3 |

Snapshot Report - District Results Summary

These data reflect the most current assessment submissions as of 10/02/2017

District

Livingston Co School District (KY)

[Choose District](#)



| Mod 3: Physical Education and Other Physical Activity Programs | | | Assessment Responses | | | Action Plan |
|--|---|--------------------------------------|---------------------------|---------|----------------|---------------------------------------|
| Question # | Question | Award Level | Schools Fully Meeting at: | | Percent Change | Selection Rank of Items "In Progress" |
| | | | Baseline | Current | | |
| 301 | [ES Only] Do all students in each grade receive physical education for at least 150 minutes per week throughout the school year? | Bronze (1) Silver (2) Gold (3) | 25% | 25% | 0% | 1 |
| 302 | [MS & HS Only] How many years of physical education are students at this school required to take? | Bronze (1) Silver (2) Gold (3) | 25% | 25% | 0% | 5 |
| 303 | Do all teachers of physical education use an age-appropriate, sequential physical education curriculum that is consistent with national or state standards for physical education (see national standards)? | Bronze | 100% | 100% | 0% | 9 |
| 304 | Does the school's physical education program integrate the components of the Presidential Youth Fitness Program? | Bronze | 50% | 100% | 100% | 9 |
| 305 | Does the school's physical education program use three or more methods to promote student participation in a variety of community physical activity options? | Bronze | 75% | 100% | 33% | 5 |
| 306 | Does the school's physical education program consistently use all or most of the following practices as appropriate to include students with special health care needs? | Bronze | 75% | 75% | 0% | 9 |
| 307 | Does the school promote or support walking and bicycling to school in the following ways? | Bronze (2) | 0% | 75% | | 1 |
| 308 | Does the school offer opportunities for students to participate in physical activity either before or after the school day (or both)? | Bronze (2) | 25% | 75% | 200% | 5 |
| 309 | Are all students provided opportunities to participate in physical activity breaks in classrooms, outside of physical education, recess, and class transition periods on all or most days during a typical school week? | Bronze (2) | 25% | 75% | 200% | 1 |
| 310 | Do teachers keep students moderately to vigorously active for at least 50% of the time during most or all physical education class sessions? | Silver | 100% | 100% | 0% | 9 |
| 311 | Are all teachers of physical education required to participate at least once a year in professional development in physical education? | Silver | 50% | 75% | 50% | 5 |
| 312 | Are all physical education classes taught by licensed teachers who are certified or endorsed to teach physical education? | Gold | 75% | 100% | 33% | 1 |

Snapshot Report - District Results Summary

These data reflect the most current assessment submissions as of 10/02/2017

District

Livingston Co School District (KY)

[Choose District](#)



| Mod 4: Nutrition Services | | | Assessment Responses | | | Action Plan |
|---------------------------|--|-------------|---------------------------|---------|----------------|---------------------------------------|
| Question # | Question | Award Level | Schools Fully Meeting at: | | Percent Change | Selection Rank of Items "In Progress" |
| | | | Baseline | Current | | |
| 401 | Does the school offer school meals (both breakfast and lunch) programs that are fully accessible to all students? | Bronze | 100% | 100% | 0% | 2 |
| 402 | Do school meals include a variety of foods that following criteria? | Bronze | 75% | 100% | 33% | 2 |
| 403 | Are healthy food and beverage choices promoted of the following techniques? | Bronze | 0% | 100% | | 2 |
| 404 | Do all school nutrition program managers and staff meet or exceed the annual continuing education/training hours required by the USDA's Professional Standards requirements? | Bronze | 100% | 100% | 0% | 2 |
| 405 | Do venues outside the cafeteria (e.g., vending machines, school stores, canteens, snack bars, or snack or food carts) where food is available offer fruits and non-fried vegetables? | Silver | 100% | 100% | 0% | 2 |
| 406 | Do nutrition services staff members use the following methods to collaborate with teachers to reinforce nutrition education lessons taught in the classroom? | Silver | 0% | 75% | | 2 |
| 407 | Do students have at least 10 minutes to eat breakfast and at least 20 minutes to eat lunch, counting from the time they are seated? | Gold | 100% | 75% | -25% | 2 |
| 408 | Is the school implementing any of the following Farm to School activities? | Gold | 0% | 75% | | 1 |

| Mod 7: Health Promotion for Staff | | | Assessment Responses | | | Action Plan |
|-----------------------------------|--|-------------|---------------------------|---------|----------------|---------------------------------------|
| Question # | Question | Award Level | Schools Fully Meeting at: | | Percent Change | Selection Rank of Items "In Progress" |
| | | | Baseline | Current | | |
| 701 | Does the school or State offer staff members accessible and free or low-cost health assessments at least once a year? | Bronze | 100% | 100% | 0% | 2 |
| 702 | Does the school or State offer staff members accessible and free or low-cost physical activity/fitness programs? | Bronze | 25% | 75% | 200% | 2 |
| 703 | Does your school use the following strategies to support staff to model healthy eating and physical activity behaviors? | Bronze | 25% | 75% | 200% | 2 |
| 704 | Does the school or State use three or more methods to promote and encourage staff member participation in its health promotion programs? | Silver | 50% | 75% | 50% | 2 |
| 705 | Does the school or State offer staff members healthy eating/weight management programs that are accessible and free or low-cost? | Silver | 25% | 75% | 200% | 2 |
| 706 | Do all foods and beverages served and sold at staff meetings, school-sponsored staff events, and in the staff lounge meet USDA Smart Snacks in School nutrition standards? | Gold | 0% | 25% | | 1 |

Snapshot Report - District Results Summary

These data reflect the most current assessment submissions as of 10/02/2017

District

Livingston Co School District (KY)

[Choose District](#)



| Mod 8: Family and Community Involvement | | | Assessment Responses | | | Action Plan |
|---|---|-------------|---------------------------|---------|----------------|---------------------------------------|
| Question # | Question | Award Level | Schools Fully Meeting at: | | Percent Change | Selection Rank of Items "In Progress" |
| | | | Baseline | Current | | |
| 801 | Do families and other community members help with school decision making? | Bronze | 25% | 100% | 300% | 3 |
| 802 | Do students and family members have opportunities to provide both suggestions for school meals and other foods and beverages sold, served, and offered on school campus and feedback on the meal programs and other foods and beverages sold, served, and offered on school campus? | Silver | 25% | 75% | 200% | 1 |
| 803 | Do family and community members have access to indoor and outdoor school facilities outside school hours to participate in or conduct health promotion and education programs? | Gold | 50% | 50% | 0% | 2 |

Snapshot Report - District Results Summary

These data reflect the most current assessment submissions as of 10/02/2017

District

Livingston Co School District (KY)

[Choose District](#)



| Nutrition Topic | | | Assessment Responses | | | Action Plan |
|-----------------|--|-------------|---------------------------|---------|----------------|---------------------------------------|
| Question # | Question | Award Level | Schools Fully Meeting at: | | Percent Change | Selection Rank of Items "In Progress" |
| | | | Baseline | Current | | |
| 104 | Does your school make safe, unflavored, drinking water available throughout the school day at no cost to students? | Bronze | 100% | 100% | 0% | 10 |
| 105 | Do all competitive foods sold to students during the school day meet or exceed the USDA's nutrition standards for all foods sold to students (commonly called Smart Snacks in School)? | Bronze | 75% | 100% | 33% | 10 |
| 106 | Do all competitive beverages sold to students during the school day meet or exceed the USDA's nutrition standards for all beverages sold to students (commonly called Smart Snacks in School)? | Bronze | 100% | 100% | 0% | 10 |
| 109 | Does your school prohibit giving students food as a reward and withholding food as punishment? Is this prohibition consistently followed? | Silver | 25% | 50% | 100% | 10 |
| 110 | Do all foods and beverages served and offered to students during the school day meet or exceed the USDA's Smart Snacks in School nutrition standards? | Silver | 50% | 50% | 0% | 10 |
| 111 | Do all foods and beverages sold to students during the extended school day meet or exceed the USDA's Smart Snacks in School nutrition standards? | Silver | 75% | 75% | 0% | 3 |
| 112 | Do all foods and beverages served and offered to students during the extended school day meet or exceed the USDA's Smart Snacks in School nutrition standards? | Silver | 50% | 75% | 50% | 3 |
| 114 | Do fundraising efforts during and outside school hours sell only non-food items or only foods and beverages that meet or exceed the USDA's Smart Snacks in School nutrition standards? | Gold | 25% | 25% | 0% | 3 |
| 204 | Does your health education curriculum addresses all of these essential topics on healthy eating? | Bronze (2) | 50% | 75% | 50% | 3 |
| 401 | Does the school offer school meals (both breakfast and lunch) programs that are fully accessible to all students? | Bronze | 100% | 100% | 0% | 10 |
| 402 | Do school meals include a variety of foods that following criteria? | Bronze | 75% | 100% | 33% | 10 |
| 403 | Are healthy food and beverage choices promoted of the following techniques? | Bronze | 0% | 100% | | 10 |
| 404 | Do all school nutrition program managers and staff meet or exceed the annual continuing education/training hours required by the USDA's Professional Standards requirements? | Bronze | 100% | 100% | 0% | 10 |
| 405 | Do venues outside the cafeteria (e.g., vending machines, school stores, canteens, snack bars, or snack or food carts) where food is available offer fruits and non-fried vegetables? | Silver | 100% | 100% | 0% | 10 |
| 406 | Do nutrition services staff members use the following methods to collaborate with teachers to reinforce nutrition education lessons taught in the classroom? | Silver | 0% | 75% | | 10 |

Snapshot Report - District Results Summary

These data reflect the most current assessment submissions as of 10/02/2017



| District | Livingston Co School District (KY) | Choose District | HEALTHIER GENERATION | | | |
|----------|---|-----------------|----------------------|-----|------|----|
| 407 | Do students have at least 10 minutes to eat breakfast and at least 20 minutes to eat lunch, counting from the time they are seated? | Gold | 100% | 75% | -25% | 10 |
| 408 | Is the school implementing any of the following Farm to School activities? | Gold | 0% | 75% | | 3 |
| 703 | Does your school use the following strategies to support staff to model healthy eating and physical activity behaviors? | Bronze | 25% | 75% | 200% | 3 |
| 705 | Does the school or State offer staff members healthy eating/weight management programs that are accessible and free or low-cost? | Silver | 25% | 75% | 200% | 3 |
| 706 | Do all foods and beverages served and sold at staff meetings, school-sponsored staff events, and in the staff lounge meet USDA Smart Snacks in School nutrition standards? | Gold | 0% | 25% | | 1 |
| 802 | Do students and family members have opportunities to provide both suggestions for school meals and other foods and beverages sold, served, and offered on school campus and feedback on the meal programs and other foods and beverages sold, served, and offered on school campus? | Silver | 25% | 75% | 200% | 2 |

Snapshot Report - District Results Summary

These data reflect the most current assessment submissions as of 10/02/2017

District

Livingston Co School District (KY)

[Choose District](#)



| Physical Activity Topic | | | Assessment Responses | | | Action Plan |
|-------------------------|---|--------------------------|---------------------------|---------|----------------|---------------------------------------|
| Question # | Question | Award Level | Schools Fully Meeting at: | | Percent Change | Selection Rank of Items "In Progress" |
| | | | Baseline | Current | | |
| 103 | [ES Only] Are students provided at least 20 minutes of recess during each school day, and do teachers or recess monitors encourage students to be active? | Bronze | 50% | 100% | 100% | 11 |
| 107 | Does the school prohibit using physical activity and withholding physical education class as punishment? Is this prohibition consistently followed? | Silver | 75% | 100% | 33% | 11 |
| 108 | Does your school prohibit withholding recess as punishment? Is this prohibition consistently followed? | Silver | 0% | 0% | | 11 |
| 113 | Are indoor and outdoor physical activity facilities open to students, their families, and the community outside school hours? | Gold | 25% | 75% | 200% | 5 |
| 203 | Does the health education curriculum address all of these topics on physical activity? | Bronze (2) | 25% | 100% | 300% | 11 |
| 301 | [ES Only] Do all students in each grade receive physical education for at least 150 minutes per week throughout the school year? | Bronze (1) Silver (2) | 25% | 25% | 0% | 1 |
| 302 | [MS & HS Only] How many years of physical education are students at this school required to take? | Bronze (1) Silver (2) | 25% | 25% | 0% | 5 |
| 303 | Do all teachers of physical education use an age-appropriate, sequential physical education curriculum that is consistent with national or state standards for physical education (see national standards)? | Bronze | 100% | 100% | 0% | 11 |
| 304 | Does the school's physical education program integrate the components of the Presidential Youth Fitness Program? | Bronze | 50% | 100% | 100% | 11 |
| 305 | Does the school's physical education program use three or more methods to promote student participation in a variety of community physical activity options? | Bronze | 75% | 100% | 33% | 5 |
| 306 | Does the school's physical education program consistently use all or most of the following practices as appropriate to include students with special health care needs? | Bronze | 75% | 75% | 0% | 11 |
| 307 | Does the school promote or support walking and bicycling to school in the following ways? | Bronze (2) | 0% | 75% | | 1 |
| 308 | Does the school offer opportunities for students to participate in physical activity either before or after the school day (or both)? | Bronze (2) | 25% | 75% | 200% | 5 |
| 309 | Are all students provided opportunities to participate in physical activity breaks in classrooms, outside of physical education, recess, and class transition periods on all or most days during a typical school week? | Bronze (2) | 25% | 75% | 200% | 1 |
| 310 | Do teachers keep students moderately to vigorously active for at least 50% of the time during most or all physical education class sessions? | Silver | 100% | 100% | 0% | 11 |
| 311 | Are all teachers of physical education required to participate at least once a year in professional development in physical education? | Silver | 50% | 75% | 50% | 5 |

Snapshot Report - District Results Summary

These data reflect the most current assessment submissions as of 10/02/2017



| District | Livingston Co School District (KY) | Choose District | | | | |
|----------|---|-----------------|-----|------|------|---|
| 312 | Are all physical education classes taught by licensed teachers who are certified or endorsed to teach physical education? | Gold | 75% | 100% | 33% | 1 |
| 703 | Does your school use the following strategies to support staff to model healthy eating and physical activity behaviors? | Bronze | 25% | 75% | 200% | 5 |

| Cross-Cutting Topic | | | Assessment Responses | | | Action Plan |
|---------------------|--|---------------|---------------------------|---------|----------------|---------------------------------------|
| Question # | Question | Award Level | Schools Fully Meeting at: | | Percent Change | Selection Rank of Items "In Progress" |
| | | | Baseline | Current | | |
| 101 | Does your school have a representative committee or team that meets at least four times a year and oversees school health and safety policies and programs? | Bronze (2) | 100% | 100% | 0% | 1 |
| 102 | Has your school implemented all of the components of the State's local wellness policy? | Bronze (2) | 75% | 100% | 33% | 6 |
| 201 | [ES Only] Do students receive health education instruction in all grades? | Bronze | 50% | 50% | 0% | 1 |
| 202 | [MS & HS Only] Does the school or National require all students to take and pass at least one health education course? | Bronze (2) | 50% | 50% | 0% | 6 |
| 205 | Do all teachers of health education use an age-appropriate sequential health education curriculum that is consistent with state or national standards for health education? | Silver & Gold | 100% | 100% | 0% | 6 |
| 206 | Do all teachers of health education provide opportunities for students to practice or rehearse the skills needed to maintain and improve their health? | Silver & Gold | 75% | 100% | 33% | 6 |
| 207 | Do all teachers of health education participate at least once a year in professional development in health education? | Silver & Gold | 75% | 100% | 33% | 6 |
| 701 | Does the school or State offer staff members accessible and free or low-cost health assessments at least once a year? | Bronze | 100% | 100% | 0% | 1 |
| 704 | Does the school or State use three or more methods to promote and encourage staff member participation in its health promotion programs? | Silver | 50% | 75% | 50% | 1 |
| 801 | Do families and other community members help with school decision making? | Bronze | 25% | 100% | 300% | 6 |
| 803 | Do family and community members have access to indoor and outdoor school facilities outside school hours to participate in or conduct health promotion and education programs? | Gold | 50% | 50% | 0% | 1 |