

## Snapshot Report - District Results Summary

These data reflect the most current assessment submissions as of 10/02/2017

District

Ludlow Ind School District (KY)

[Choose District](#)



Summary Information about HSP Enrollment and Assessment Completion												
HSP Enrollment:		Schools Completing:		Schools Completing Module:						Schools Completing All Criteria in Topic:		
		A Full Assessment	An Action Plan	1 of Assessment	2 of Assessment	3 of Assessment	4 of Assessment	7 of Assessment	8 of Assessment	Nutrition	Physical Activity	Cross-Cutting
Total	2	2	2	2	2	2	2	2	2	2	2	2
% of All Schools	100%	% of Enrolled	100%	100%	100%	100%	100%	100%	100%	100%	100%	100%
Onsite	-	-	-	-	-	-	-	-	-	-	-	-
% of All Schools	n/a	% of Enrolled										
Online	2	2	1	2	2	2	2	2	2	2	2	2
% of All Schools	n/a	% of Enrolled	100%	50%	100%	100%	100%	100%	100%	100%	100%	100%

Assessment Completion by School Level			
	Elementary	Middle/High	Elementary, Middle/High
Schools Completing an Assessment	1	1	-

Recognition: Schools Eligible							
Assessment Focus	Bronze	% of All Schools	Silver	% of All Schools	Gold	% of All Schools	Not Eligible
Full Assessment	-	0%	-	0%	-	0%	2
Mod 1: School Health and Safety Policies and Environment	1	50%	-	0%	-	0%	1
Mod 2: Health Education	-	0%	-	0%	2	100%	-
Mod 3: Physical Education and Other Physical Activity Programs	1	50%	-	0%	-	0%	1
Mod 4: Nutrition Services	1	50%	1	50%	-	0%	-
Mod 7: Health Promotion for Staff	-	0%	-	0%	-	0%	2
Mod 8: Family and Community Involvement	-	0%	-	0%	-	0%	2

This table highlights the number of schools that are currently meeting the eligibility criteria for one of our national awards based on the schools' most recently completed SHI assessments. It does not take into account whether a school has applied for or been awarded a National Healthy Schools Award.

## Snapshot Report - District Results Summary

These data reflect the most current assessment submissions as of 10/02/2017

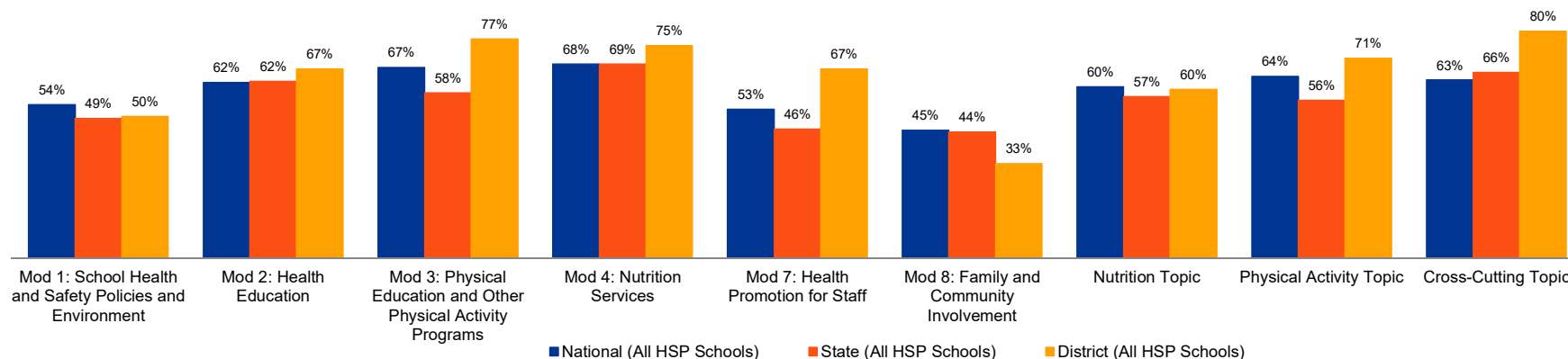


District

Ludlow Ind School District (KY)

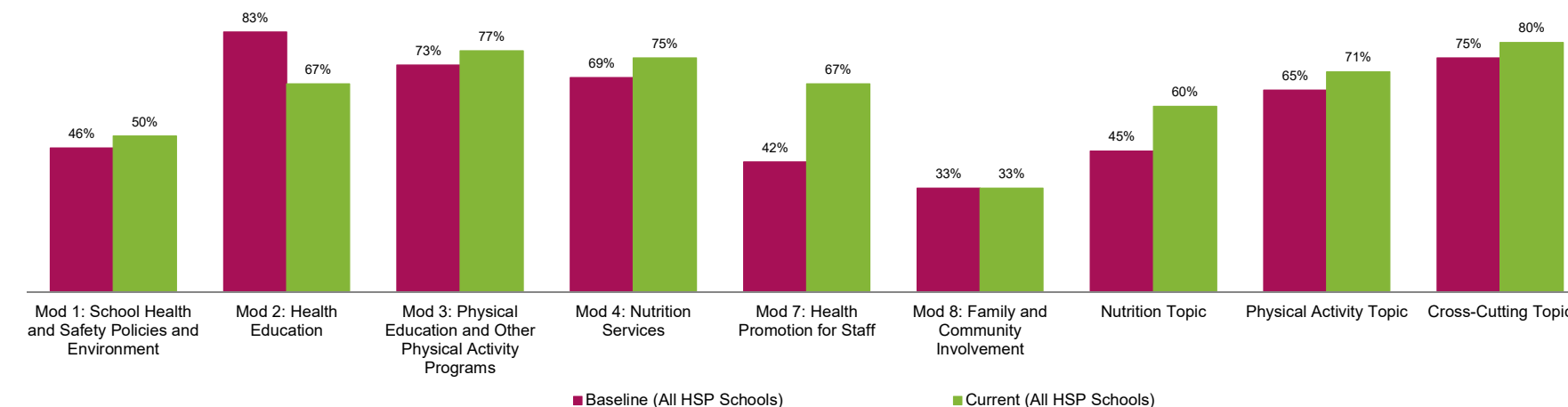
[Choose District](#)

### Percentage of Items Fully Met on Current Assessments, by Assessment Module or Topic



This graph compares the total number of assessment items fully implemented (marked as a "3") on the most recent SHI assessment by module or topic to the total number of assessment items that **could be fully implemented** for all schools with a completed assessment by module or topic within the district, state or nation. Note that a school does not need to be fully meeting in all assessment items to be eligible for a Healthy Schools Award.

### Policy and Practice Improvements in "Best Practice" Rates, by Assessment Module or Topic



This graph compares the rate of schools fully implementing assessment items (marked as "3") in each SHI module and across topic areas at schools' responses to the first completed SHI versus schools' responses to the most recently completed SHI. Note that a school does not need to be fully meeting in all assessment items to be eligible for a Healthy Schools Award.

## Snapshot Report - District Results Summary

These data reflect the most current assessment submissions as of 10/02/2017

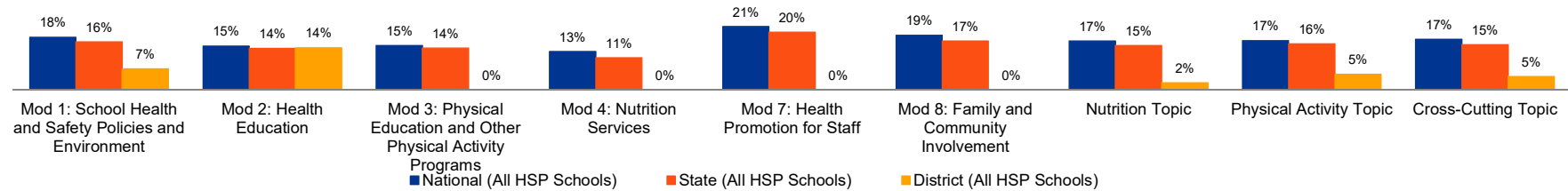
District

Ludlow Ind School District (KY)

[Choose District](#)



### Action Plan Item Selection Rate, by Module or Topic



This graph compares the total number of action items **selected and in progress** by module or topic to the total number of action items that **could be selected** for all schools with an action plan by module or topic within the district, state, or nation.

## Snapshot Report - District Results Summary

These data reflect the most current assessment submissions as of 10/02/2017

District

Ludlow Ind School District (KY)

[Choose District](#)



### Module and Topic Summaries

Mod 1: School Health and Safety Policies and Environment			Assessment Responses			Action Plan
Question #	Question	Award Level	Schools Fully Meeting at:		Percent Change	Selection Rank of Items "In Progress"
			Baseline	Current		
101	Does your school have a representative committee or team that meets at least four times a year and oversees school health and safety policies and programs?	Bronze (2)	50%	50%	0%	1
102	Has your school implemented all of the components of the State's local wellness policy?	Bronze (2)	50%	50%	0%	3
103	[ES Only] Are students provided at least 20 minutes of recess during each school day, and do teachers or recess monitors encourage students to be active?	Bronze	50%	50%	0%	3
104	Does your school make safe, unflavored, drinking water available throughout the school day at no cost to students?	Bronze	100%	100%	0%	3
105	Do all competitive foods sold to students during the school day meet or exceed the USDA's nutrition standards for all foods sold to students (commonly called Smart Snacks in School)?	Bronze	100%	100%	0%	3
106	Do all competitive beverages sold to students during the school day meet or exceed the USDA's nutrition standards for all beverages sold to students (commonly called Smart Snacks in School)?	Bronze	50%	100%	100%	3
107	Does the school prohibit using physical activity and withholding physical education class as punishment? Is this prohibition consistently followed?	Silver	100%	100%	0%	3
108	[ES Only] Does your school prohibit withholding recess as punishment? Is this prohibition consistently followed?	Silver	0%	0%		1
109	Does your school prohibit giving students food as a reward and withholding food as punishment? Is this prohibition consistently followed?	Silver	0%	50%		3
110	Do all foods and beverages served and offered to students during the school day meet or exceed the USDA's Smart Snacks in School nutrition standards?	Silver	50%	50%	0%	3
111	Do all foods and beverages sold to students during the extended school day meet or exceed the USDA's Smart Snacks in School nutrition standards?	Silver	0%	50%		3
112	Do all foods and beverages served and offered to students during the extended school day meet or exceed the USDA's Smart Snacks in School nutrition standards?	Silver	0%	50%		3
113	Are indoor and outdoor physical activity facilities open to students, their families, and the community outside school hours?	Gold	50%	100%	100%	3
114	Do fundraising efforts during and outside school hours sell only non-food items or only foods and beverages that meet or exceed the USDA's Smart Snacks in School nutrition standards?	Gold	0%	50%		3

## Snapshot Report - District Results Summary

These data reflect the most current assessment submissions as of 10/02/2017

District

Ludlow Ind School District (KY)

[Choose District](#)



Mod 2: Health Education			Assessment Responses			Action Plan
Question #	Question	Award Level	Schools Fully Meeting at:		Percent Change	Selection Rank of Items "In Progress"
			Baseline	Current		
201	[ES Only] Do students receive health education instruction in all grades?	Bronze	50%	50%	0%	3
202	[MS & HS Only] Does the school or National require all students to take and pass at least one health education course?	Bronze (2)	50%	50%	0%	3
203	Does the health education curriculum address all of these topics on physical activity?	Bronze (2)	50%	0%	-100%	1
204	Does your health education curriculum addresses all of these essential topics on healthy eating?	Bronze (2)	50%	0%	-100%	1
205	Do all teachers of health education use an age-appropriate sequential health education curriculum that is consistent with state or national standards for health education?	Silver & Gold	100%	100%	0%	3
206	Do all teachers of health education provide opportunities for students to practice or rehearse the skills needed to maintain and improve their health?	Silver & Gold	100%	100%	0%	3
207	Do all teachers of health education participate at least once a year in professional development in health education?	Silver & Gold	100%	100%	0%	3

## Snapshot Report - District Results Summary

These data reflect the most current assessment submissions as of 10/02/2017

District

Ludlow Ind School District (KY)

[Choose District](#)



Mod 3: Physical Education and Other Physical Activity Programs			Assessment Responses			Action Plan
Question #	Question	Award Level	Schools Fully Meeting at:		Percent Change	Selection Rank of Items "In Progress"
			Baseline	Current		
301	[ES Only] Do all students in each grade receive physical education for at least 150 minutes per week throughout the school year?	Bronze (1) Silver (2) Gold (3)	0%	50%		1
302	[MS & HS Only] How many years of physical education are students at this school required to take?	Bronze (1) Silver (2) Gold (3)	0%	0%		1
303	Do all teachers of physical education use an age-appropriate, sequential physical education curriculum that is consistent with national or state standards for physical education (see national standards)?	Bronze	100%	100%	0%	1
304	Does the school's physical education program integrate the components of the Presidential Youth Fitness Program?	Bronze	100%	100%	0%	1
305	Does the school's physical education program use three or more methods to promote student participation in a variety of community physical activity options?	Bronze	50%	50%	0%	1
306	Does the school's physical education program consistently use all or most of the following practices as appropriate to include students with special health care needs?	Bronze	100%	100%	0%	1
307	Does the school promote or support walking and bicycling to school in the following ways?	Bronze (2)	100%	100%	0%	1
308	Does the school offer opportunities for students to participate in physical activity either before or after the school day (or both)?	Bronze (2)	100%	100%	0%	1
309	Are all students provided opportunities to participate in physical activity breaks in classrooms, outside of physical education, recess, and class transition periods on all or most days during a typical school week?	Bronze (2)	0%	0%		1
310	Do teachers keep students moderately to vigorously active for at least 50% of the time during most or all physical education class sessions?	Silver	100%	50%	-50%	1
311	Are all teachers of physical education required to participate at least once a year in professional development in physical education?	Silver	50%	100%	100%	1
312	Are all physical education classes taught by licensed teachers who are certified or endorsed to teach physical education?	Gold	100%	100%	0%	1

## Snapshot Report - District Results Summary

These data reflect the most current assessment submissions as of 10/02/2017

District

Ludlow Ind School District (KY)

[Choose District](#)



Mod 4: Nutrition Services			Assessment Responses			Action Plan
Question #	Question	Award Level	Schools Fully Meeting at:		Percent Change	Selection Rank of Items "In Progress"
			Baseline	Current		
401	Does the school offer school meals (both breakfast and lunch) programs that are fully accessible to all students?	Bronze	100%	100%	0%	1
402	Do school meals include a variety of foods that following criteria?	Bronze	100%	100%	0%	1
403	Are healthy food and beverage choices promoted of the following techniques?	Bronze	100%	100%	0%	1
404	Do all school nutrition program managers and staff meet or exceed the annual continuing education/training hours required by the USDA's Professional Standards requirements?	Bronze	100%	100%	0%	1
405	Do venues outside the cafeteria (e.g., vending machines, school stores, canteens, snack bars, or snack or food carts) where food is available offer fruits and non-fried vegetables?	Silver	50%	50%	0%	1
406	Do nutrition services staff members use the following methods to collaborate with teachers to reinforce nutrition education lessons taught in the classroom?	Silver	0%	50%		1
407	Do students have at least 10 minutes to eat breakfast and at least 20 minutes to eat lunch, counting from the time they are seated?	Gold	100%	100%	0%	1
408	Is the school implementing any of the following Farm to School activities?	Gold	0%	0%		1

Mod 7: Health Promotion for Staff			Assessment Responses			Action Plan
Question #	Question	Award Level	Schools Fully Meeting at:		Percent Change	Selection Rank of Items "In Progress"
			Baseline	Current		
701	Does the school or State offer staff members accessible and free or low-cost health assessments at least once a year?	Bronze	100%	100%	0%	1
702	Does the school or State offer staff members accessible and free or low-cost physical activity/fitness programs?	Bronze	50%	100%	100%	1
703	Does your school use the following strategies to support staff to model healthy eating and physical activity behaviors?	Bronze	0%	0%		1
704	Does the school or State use three or more methods to promote and encourage staff member participation in its health promotion programs?	Silver	50%	100%	100%	1
705	Does the school or State offer staff members healthy eating/weight management programs that are accessible and free or low-cost?	Silver	50%	100%	100%	1
706	Do all foods and beverages served and sold at staff meetings, school-sponsored staff events, and in the staff lounge meet USDA Smart Snacks in School nutrition standards?	Gold	0%	0%		1

## Snapshot Report - District Results Summary

These data reflect the most current assessment submissions as of 10/02/2017

District

Ludlow Ind School District (KY)

[Choose District](#)



Mod 8: Family and Community Involvement			Assessment Responses			Action Plan
Question #	Question	Award Level	Schools Fully Meeting at:		Percent Change	Selection Rank of Items "In Progress"
			Baseline	Current		
801	Do families and other community members help with school decision making?	Bronze	0%	0%		1
802	Do students and family members have opportunities to provide both suggestions for school meals and other foods and beverages sold, served, and offered on school campus and feedback on the meal programs and other foods and beverages sold, served, and offered on school campus?	Silver	0%	0%		1
803	Do family and community members have access to indoor and outdoor school facilities outside school hours to participate in or conduct health promotion and education programs?	Gold	100%	100%	0%	1



## Snapshot Report - District Results Summary

These data reflect the most current assessment submissions as of 10/02/2017

District

Ludlow Ind School District (KY)

[Choose District](#)



Nutrition Topic			Assessment Responses			Action Plan
Question #	Question	Award Level	Schools Fully Meeting at:		Percent Change	Selection Rank of Items "In Progress"
			Baseline	Current		
104	Does your school make safe, unflavored, drinking water available throughout the school day at no cost to students?	Bronze	100%	100%	0%	2
105	Do all competitive foods sold to students during the school day meet or exceed the USDA's nutrition standards for all foods sold to students (commonly called Smart Snacks in School)?	Bronze	100%	100%	0%	2
106	Do all competitive beverages sold to students during the school day meet or exceed the USDA's nutrition standards for all beverages sold to students (commonly called Smart Snacks in School)?	Bronze	50%	100%	100%	2
109	Does your school prohibit giving students food as a reward and withholding food as punishment? Is this prohibition consistently followed?	Silver	0%	50%		2
110	Do all foods and beverages served and offered to students during the school day meet or exceed the USDA's Smart Snacks in School nutrition standards?	Silver	50%	50%	0%	2
111	Do all foods and beverages sold to students during the extended school day meet or exceed the USDA's Smart Snacks in School nutrition standards?	Silver	0%	50%		2
112	Do all foods and beverages served and offered to students during the extended school day meet or exceed the USDA's Smart Snacks in School nutrition standards?	Silver	0%	50%		2
114	Do fundraising efforts during and outside school hours sell only non-food items or only foods and beverages that meet or exceed the USDA's Smart Snacks in School nutrition standards?	Gold	0%	50%		2
204	Does your health education curriculum addresses all of these essential topics on healthy eating?	Bronze (2)	50%	0%	-100%	1
401	Does the school offer school meals (both breakfast and lunch) programs that are fully accessible to all students?	Bronze	100%	100%	0%	2
402	Do school meals include a variety of foods that following criteria?	Bronze	100%	100%	0%	2
403	Are healthy food and beverage choices promoted of the following techniques?	Bronze	100%	100%	0%	2
404	Do all school nutrition program managers and staff meet or exceed the annual continuing education/training hours required by the USDA's Professional Standards requirements?	Bronze	100%	100%	0%	2
405	Do venues outside the cafeteria (e.g., vending machines, school stores, canteens, snack bars, or snack or food carts) where food is available offer fruits and non-fried vegetables?	Silver	50%	50%	0%	2
406	Do nutrition services staff members use the following methods to collaborate with teachers to reinforce nutrition education lessons taught in the classroom?	Silver	0%	50%		2

## Snapshot Report - District Results Summary

These data reflect the most current assessment submissions as of 10/02/2017



District	Ludlow Ind School District (KY)	<a href="#">Choose District</a>				
407	Do students have at least 10 minutes to eat breakfast and at least 20 minutes to eat lunch, counting from the time they are seated?	Gold	100%	100%	0%	2
408	Is the school implementing any of the following Farm to School activities?	Gold	0%	0%		2
703	Does your school use the following strategies to support staff to model healthy eating and physical activity behaviors?	Bronze	0%	0%		2
705	Does the school or State offer staff members healthy eating/weight management programs that are accessible and free or low-cost?	Silver	50%	100%	100%	2
706	Do all foods and beverages served and sold at staff meetings, school-sponsored staff events, and in the staff lounge meet USDA Smart Snacks in School nutrition standards?	Gold	0%	0%		2
802	Do students and family members have opportunities to provide both suggestions for school meals and other foods and beverages sold, served, and offered on school campus and feedback on the meal programs and other foods and beverages sold, served, and offered on school campus?	Silver	0%	0%		2

## Snapshot Report - District Results Summary

These data reflect the most current assessment submissions as of 10/02/2017

District

Ludlow Ind School District (KY)

[Choose District](#)



Physical Activity Topic			Assessment Responses			Action Plan
Question #	Question	Award Level	Schools Fully Meeting at:		Percent Change	Selection Rank of Items "In Progress"
			Baseline	Current		
103	[ES Only] Are students provided at least 20 minutes of recess during each school day, and do teachers or recess monitors encourage students to be active?	Bronze	50%	50%	0%	3
107	Does the school prohibit using physical activity and withholding physical education class as punishment? Is this prohibition consistently followed?	Silver	100%	100%	0%	3
108	Does your school prohibit withholding recess as punishment? Is this prohibition consistently followed?	Silver	0%	0%		1
113	Are indoor and outdoor physical activity facilities open to students, their families, and the community outside school hours?	Gold	50%	100%	100%	3
203	Does the health education curriculum address all of these topics on physical activity?	Bronze (2)	50%	0%	-100%	1
301	[ES Only] Do all students in each grade receive physical education for at least 150 minutes per week throughout the school year?	Bronze (1) Silver (2)	0%	50%		3
302	[MS & HS Only] How many years of physical education are students at this school required to take?	Bronze (1) Silver (2)	0%	0%		3
303	Do all teachers of physical education use an age-appropriate, sequential physical education curriculum that is consistent with national or state standards for physical education (see national standards)?	Bronze	100%	100%	0%	3
304	Does the school's physical education program integrate the components of the Presidential Youth Fitness Program?	Bronze	100%	100%	0%	3
305	Does the school's physical education program use three or more methods to promote student participation in a variety of community physical activity options?	Bronze	50%	50%	0%	3
306	Does the school's physical education program consistently use all or most of the following practices as appropriate to include students with special health care needs?	Bronze	100%	100%	0%	3
307	Does the school promote or support walking and bicycling to school in the following ways?	Bronze (2)	100%	100%	0%	3
308	Does the school offer opportunities for students to participate in physical activity either before or after the school day (or both)?	Bronze (2)	100%	100%	0%	3
309	Are all students provided opportunities to participate in physical activity breaks in classrooms, outside of physical education, recess, and class transition periods on all or most days during a typical school week?	Bronze (2)	0%	0%		3
310	Do teachers keep students moderately to vigorously active for at least 50% of the time during most or all physical education class sessions?	Silver	100%	50%	-50%	3
311	Are all teachers of physical education required to participate at least once a year in professional development in physical education?	Silver	50%	100%	100%	3

## Snapshot Report - District Results Summary

These data reflect the most current assessment submissions as of 10/02/2017



District	Ludlow Ind School District (KY)	Choose District				
312	Are all physical education classes taught by licensed teachers who are certified or endorsed to teach physical education?	Gold	100%	100%	0%	3
703	Does your school use the following strategies to support staff to model healthy eating and physical activity behaviors?	Bronze	0%	0%		3

Cross-Cutting Topic			Assessment Responses			Action Plan
Question #	Question	Award Level	Schools Fully Meeting at:		Percent Change	Selection Rank of Items "In Progress"
			Baseline	Current		
101	Does your school have a representative committee or team that meets at least four times a year and oversees school health and safety policies and programs?	Bronze (2)	50%	50%	0%	1
102	Has your school implemented all of the components of the State's local wellness policy?	Bronze (2)	50%	50%	0%	2
201	[ES Only] Do students receive health education instruction in all grades?	Bronze	50%	50%	0%	2
202	[MS & HS Only] Does the school or National require all students to take and pass at least one health education course?	Bronze (2)	50%	50%	0%	2
205	Do all teachers of health education use an age-appropriate sequential health education curriculum that is consistent with state or national standards for health education?	Silver & Gold	100%	100%	0%	2
206	Do all teachers of health education provide opportunities for students to practice or rehearse the skills needed to maintain and improve their health?	Silver & Gold	100%	100%	0%	2
207	Do all teachers of health education participate at least once a year in professional development in health education?	Silver & Gold	100%	100%	0%	2
701	Does the school or State offer staff members accessible and free or low-cost health assessments at least once a year?	Bronze	100%	100%	0%	2
704	Does the school or State use three or more methods to promote and encourage staff member participation in its health promotion programs?	Silver	50%	100%	100%	2
801	Do families and other community members help with school decision making?	Bronze	0%	0%		2
803	Do family and community members have access to indoor and outdoor school facilities outside school hours to participate in or conduct health promotion and education programs?	Gold	100%	100%	0%	2