



Kentucky Council on Postsecondary Education

Matthew G. Bevin
Governor

Kentucky Adult Education
1024 Capital Center Drive, Suite 250
Frankfort, Kentucky 40601
Phone: 502-573-5114
<http://www.kyae.ky.gov>

Robert L. King
President

Reecie D. Stagnolia
Vice President for Adult Education

October 16, 2017

Superintendent Charles Adams
Spencer County Board of Education
207 West Main Street
Taylorsville, KY 40071
Charles.Adams@spencer.kyschools.us

RE: FY17 Kentucky Adult Education Skills U Program Performance

Dear Superintendent Adams:

Thank you, again, for another year of being a partner agency in delivering adult education services. Achieving our goal of raising the educational attainment level of all Kentuckians would not be possible without your commitment and service.

The purpose of this letter is to keep you apprised of your agency's performance for fiscal year, July 1, 2016 – June 30, 2017. This chart highlights the following program outcomes: (1) *Measureable Skill Gains*, (2) *Measureable Skill Gain Performance*, (3) *GED® Attainment*, (4) *GED Performance*, and (5) *GED® Earners Transitioning to Postsecondary Education* within two years (FY15 cohort). For each measure, the *Goal* (set by KYAE Skills U) and *Actual* shows your program's performance and *State Rank* shows your performance relative to other county and Department of Corrections providers.

	Measurable Skill Gains			MSG Performance			GED Attainment			GED Performance			Transition to Postsecondary Education	
County	Goal	Actual	State Rank	Goal	Actual	State Rank	Goal	Actual	State Rank	Goal	Actual	State Rank	Goal	Actual
SPENCER	50	20	98	56%	52.6%	91	13	7	75	45%	46.7%	50	4	2

KENTUCKY ADULT EDUCATION



CREDENTIALS ► COLLEGE ► CAREER
A Proud Partner of the American Job Center Network

Also, these measures are used to award performance funding. To earn performance funding, providers must meet their goals and reach at least 25% of all the measures (except transition to postsecondary).

If the 25% minimum and goals have been met, providers will receive the following percentage of their FY17 base funding in performance funding for FY18: *GED® attainment* (2%), *GED® Earners Transitioning to Postsecondary Education* within two years (3%), *Measureable Skill Gains* (1.5%), and *Measureable Skill Gain Performance* (1%). In addition, local providers who achieved 50% or more of their *GED® attainment* and/or *Measureable Skill Gains* goal by the midpoint of the fiscal year (i.e., December 31, 2016), were awarded an additional 0.5% for those successful measures if they met the measure for the year. If your program earned performance funding, it will be listed below and added to your KYAE finance module.

County	Performance Funding
Spencer	\$ 668

If your program did not meet its goals, it is our hope that program personnel (e.g., president /superintendent, program director, instructors, staff, etc.) would discuss opportunities for reaching and/or exceeding these goals in fiscal year 2018. Kentucky Adult Education Skills U has regional associates who are always willing to provide technical assistance to help in this process. Please note that new performance metrics and goals have been distributed to programs for fiscal year 2018.

If you have any questions, please contact Dr. Cody Davidson, director of administration and accountability. Once again, thank you for your dedication to improving the educational attainment of Kentucky's citizens.

Sincerely,



Reecie Stagnolia, Vice President for Adult Education
Council on Postsecondary Education

cc: Jennifer Griffith
jennifer.griffith@spencer.kyschools.us

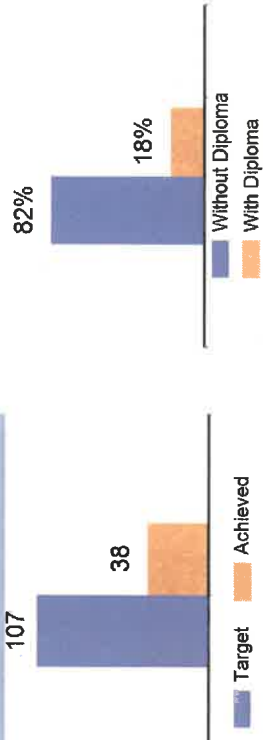


SPENCER County Adult Education

Enrollment Summary

Enrollment Status

Enrollment
Results: 36%
107



Enrollment Source

- Community Partner 5.3%
- Employer/Business 13.2%
- Personal Referral (Word of Mouth) 42.1%
- Post-Secondary School Referral 2.6%
- Walk-In (Not Referred) 36.8%

Contact Information

KENTUCKY ADULT EDUCATION
SKILLS
CREDENTIALS ► COLLEGE ► CAREER
A Proud Partner of the American Job Center Network

Council on Postsecondary Education
1024 Capital Center Dr., Suite #250
Frankfort, KY 40601
Phone: 502-573-5114
www.kyae.ky.gov
www.facebook.com/KYAdultEducation
<https://twitter.com/kyaeecle>

2017 Score Card

Time Frame: 07/01/2016 - 06/31/2017

KENTUCKY ADULT EDUCATION



CREDENTIALS ► COLLEGE ► CAREER
A Proud Partner of the American Job Center Network

SPENCER COUNTY BOARD OF EDUCATION SPENCER County Adult Education

406 Main Cross
Taylorsville, KY 40071



SPENCER County Adult Education

Profile

Gender	Employment Status		
Female	63.2%	24	Employed Full/Part Time
Male	36.8%	14	Not In Labor Force
			2.6%
			1
Total	38	Unemployed	60.5%
			23
			38

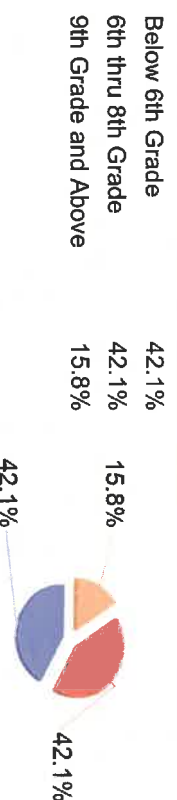
Race and Ethnicity

Black	2.6%
Hispanic	2.6%
White	94.7%

Age



Education Level




SPENCER County Adult Education

Performance Summary

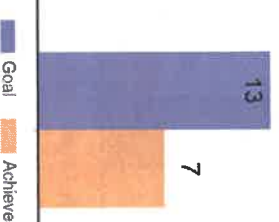
Measurable Skill Gain

Results : 40%




High School Equivalency


Results : 53%



Measurable Skill Gain Performance



High School Equivalency Performance



"Adult illiteracy is a fundamental barrier to every major challenge facing Kentucky, including early childhood education, **education reforms**, **economic development**, and improving the health and well-being of Kentucky's families and communities."

- The Adult Education Act of 2000