

To Whom It May Concern:

Last fall I developed a postseason plan for Kentucky high school football that I posted to the popular website bluegrasspreps.com. My purpose in the proposal was to gauge the interest of those who regularly discuss games and players, but also the state of the game in the commonwealth. My plan had four basic goals:

1. Classify schools as close to their current enrollment as possible
2. Provide a system that assures the best teams make the playoffs and the worst do not
3. Develop a plan to keeps teams from playing the same team every postseason
4. Allow the best teams to avoid each other until the latest possible rounds, thus guaranteeing higher quality games as the playoffs progress

There are three key points when establishing this plan:

1. The idea of **districts** and **regions** as you have previously known them will no longer exist. Districts and regions will exist in a different form but will not serve the same purpose as in years past.
2. A **point system** must be designed to effectively measure the strength of each team in the state of Kentucky. Numerous states have point systems that could serve as a model, but the system must reward teams for victories and strength of schedule. In my system, the same number of teams that currently make the playoffs (192) will continue to do so, but instead of playoff berths determined by district alignment, it will be based on the point system, so teams who do not qualify will fail to do so because of their merit (or lack of), not because of being placed in a five- or six-team district while others are in a district of four.
3. **School enrollment** is the bedrock upon which this system sits. Instead of using two- or four-year average data, enrollments will be refreshed each year using only male enrollment. For the 2016 season, for example, number of boys in each school during the 2015-16 school year will be used. This data is made available each spring by the Kentucky Department of Education and the KHSAA and will be released to the schools/public immediately in ascending order from smallest to largest school.

I. DISTRICTS

In the past, districts have always been designated by the KHSAA and placed within the class. From 1959-1986, only the district champion made the playoffs (in the earliest years, there were no districts but instead regions; region winners made the playoffs). Starting in 1987, the KHSAA invited the top two teams from each district to the playoffs. That number was upped to the top four beginning in 1991, a format that has remained the same since.

** - A quick note: from 1979-86 there were sub-districts in some regions. Each sub-district winner played the other within the district in a play-in game. Also, Jefferson County teams made up the largest class until 1974. Statewide schools began playing in the largest class (AAAA) starting in 1975. Two schools made the playoffs in the Jefferson County districts beginning in 1975.*

The KHSAA has made an effort in recent years to align districts the same way in basketball, baseball, softball, volleyball, and soccer. This was done to develop similar rivals across each sport and to minimize travel. While using the exact alignment for football would be unrealistic due to school size, my plan will place teams of similar size from the existing all-sport regions into districts. The reasons for this are two-fold:

1. Continue to develop local rivalries while minimizing the amount of travel required by some current districts.
2. Make scheduling easier for all teams by locking in two to five annual district games. A scheduling grid will continue to be used.

Teams must play every team within their district. While a point system will be used for the playoffs, season standings will be used within the district. **Whoever finishes the season with the best record in the district will be guaranteed a first round playoff game at home***. District champions will continue to be awarded championship trophies. However, just because you competed with certain teams within your district does not necessarily mean you will play in the same postseason class with those teams.

**-This is an adjustment from my original plan. You would notice below that my playoff brackets, using 2016 data, does not give each district winner a home game. That will be modified going forward.*

While districts will be comprised of teams in the current all-sports regions (with the exception of Jefferson County)**, there is no specific number of teams that make up a district, although I have attempted to give each four or five teams. In some cases three or six was necessary, although I would not recommend going any higher or lower. Districts will be reassessed every four years (just as they currently are) and modified to maintain enrollment balance, while any new football schools will be placed in the alignment at the discretion of the KHSAA until official realignment takes place. Data used to realign can be two- or four-year enrollment numbers (that would be up to the discretion of the KHSAA).

***-Jefferson County schools participate in the 6th and 7th all-sports regions. Schools have been placed in districts with similar sized schools across the 6th and 7th region.*

I. DISTRICTS (continued)

The following is the initial district alignment. Again, each school within the district must play each other and the team with the best district record will automatically qualify to host a first round home playoff game.

District 1:	Ballard Memorial, Fulton City, Fulton County, Mayfield, Murray
District 2:	Calloway County, Graves County, Marshall County, McCracken County, Paducah Tilghman
District 3:	Caldwell County, Crittenden County, Fort Campbell, Trigg County, Union County, Webster County
District 4:	Christian County, Henderson County, Hopkins County Central, Hopkinsville, Madisonville-North Hopkins
District 5:	Butler County, Edmonson County, Hancock County, McLean County, Owensboro Catholic
District 6:	Apollo, Breckinridge County, Grayson County, Owensboro
District 7:	Daviess County, Meade County, Muhlenberg County, Ohio County
District 8:	Clinton County, Glasgow, Metcalfe County, Monroe County, Russellville, Todd County Central
District 9:	Allen County-Scottsville, Barren County, Franklin-Simpson, Logan County, Russell County
District 10:	Bowling Green, Greenwood, South Warren, Warren Central, Warren East
District 11:	Bethlehem, Campbellsville, Caverna, Fort Knox
District 12:	Bardstown, Green County, Hart County, Thomas Nelson, Washington County
District 13:	Adair County, Elizabethtown, Larue County, Marion County, Taylor County
District 14:	Central Hardin, John Hardin, Nelson County, North Hardin
District 15:	Christian Academy-Louisville, DeSales, Holy Cross (Louisville), Kentucky Country Day, Shawnee
District 16:	Central, Moore, Valley, Waggener, Western
District 17:	Bullitt Central, Bullitt East, North Bullitt
District 18:	Atherton, Doss, Fairdale, Fern Creek, Iroquois, Southern
District 19:	Butler, DuPont Manual, Male, Pleasure Ridge Park, St. Xavier
District 20:	Ballard, Eastern, Jeffersontown, Seneca, Trinity
District 21:	Carroll County, Eminence, Gallatin County, Owen County, Trimble County, Walton-Verona
District 22:	Collins, Henry County, North Oldham, Shelby County, Spencer County
District 23:	Anderson County, Grant County, Oldham County, Simon Kenton, South Oldham
District 24:	Beechwood, Bellevue, Dayton, Ludlow
District 25:	Holy Cross (Covington), Lloyd Memorial, Newport, Newport Central Catholic
District 26:	Covington Catholic, Dixie Heights, Highlands, Holmes
District 27:	Boone County, Conner, Cooper, Ryle
District 28:	Bishop Brossart, Bracken County, Nicholas County, Paris
District 29:	Bourbon County, Harrison County, Mason County, Pendleton County
District 30:	Campbell County, George Rogers Clark, Montgomery County, Scott
District 31:	Berea, Frankfort, Lexington Christian
District 32:	Franklin County, Lexington Catholic, Madison Southern, Western Hills, Woodford County
District 33:	Bryan Station, Henry Clay, Paul Dunbar, Scott County
District 34:	Frederick Douglass, Lafayette, Madison Central, Tates Creek
District 35:	Boyle County, Casey County, Danville, Garrard County, McCreary Central, Somerset
District 36:	East Jessamine, Mercer County, Rockcastle County, Wayne County
District 37:	Lincoln County, Pulaski County, Southwestern, West Jessamine
District 38:	Harlan, Lynn Camp, Middlesboro, Pineville, Williamsburg
District 39:	Bell County, Clay County, Corbin, Jackson County, Knox Central
District 40:	Harlan County, North Laurel, South Laurel, Whitley County
District 41:	Breathitt County, Hazard, Knott County Central, Leslie County
District 42:	Estill County, Letcher County Central, Perry County Central, Powell County
District 43:	Betsy Layne, East Ridge, Jenkins, Paintsville, Phelps, Pikeville
District 44:	Floyd Central, Magoffin County, Prestonsburg, Shelby Valley, Sheldon Clark
District 45:	Belfry, Johnson Central, Lawrence County, Pike County Central
District 46:	Bath County, Fairview, Raceland, West Carter
District 47:	Fleming County, Lewis County, Morgan County, Russell
District 48:	Ashland, Boyd County, East Carter, Greenup County, Rowan County

II. ENROLLMENTS

Enrollment figures used will be from the previous school year and will count only boys enrolled in grades 9-12 at the school. For example, for the 2017 season, data from the 2016-17 school year (released by the Kentucky Department of Education in January) would be used. This keeps "classes" (we'll get to that shortly) as close to the same as possible while prohibiting any outliers (Mercer County in 2006, South Warren in 2015) from playing in a smaller class due to outdated data.

New schools will be dealt with in one of two ways:

1. If two schools consolidate, use both enrollments to establish the new enrollment:
 - a. Example – South Floyd (144) and Allen Central (205) combine to make Floyd Central (349).
2. If a new school is created, use the following three year plan:
 - a. Year One – projected male enrollment of the school
 - b. Year Two – previous year's male enrollment, not counting seniors and multiplying freshman class by two
 - c. Year Three – previous year's male enrollment with no modifications

Schools are not initially placed in a class, but rather are ranked by the total number of boys from 1 to 221 (smallest school first, largest school last). As mentioned previously, this data is made available in January and would affect classification that upcoming season. Classification will occur at the conclusion of the regular season when playoff qualifiers have been determined.

Listed below is the total boys' enrollment for each school from the 2015-16 school year:

1. Fulton City 41	30. Trimble County 187	59. Fort Campbell 270
2. Jenkins 79	31. Newport Central Catholic 191	60. Todd County Central 270
3. Fulton County 80	32. Pikeville 192	61. Somerset 274
4. Pineville 80	33. Crittenden County 193	62. McLean County 277
5. Phelps 88	34. Fort Knox 194	63. Sheldon Clark 280
6. Williamsburg 106	35. Bracken County 195	64. Shelby Valley 284
7. Dayton 107	36. Covington Holy Cross 199	65. Caldwell County 293
8. Caverna 113	37. Middlesboro 202	66. Breathitt County 294
9. Eminence 113	38. Allen Central 205	67. Edmonson County 294
10. Paris 115	39. Beechwood 205	68. Bath County 298
11. Harlan 119	40. Newport 213	69. Butler County 302
12. Paintsville 125	41. Owensboro Catholic 215	70. Lloyd Memorial 307
13. Frankfort 128	42. Mayfield 223	71. Owen County 313
14. Bellevue 138	43. Lexington Christian 227	72. Shawnee 315
15. Fairview 138	44. Ballard Memorial 229	73. Morgan County 319
16. Kentucky Country Day 144	45. Murray 235	74. DeSales 320
17. South Floyd 144	46. Clinton County 243	75. Christian Academy-Louisville 323
18. Bishop Brossart 149	47. East Ridge 247	76. Webster County 323
19. Russellville 149	48. Carroll County 253	77. Magoffin County 326
20. Louisville Holy Cross 150	49. Leslie County 254	78. West Carter 326
21. Lynn Camp 150	50. Walton-Verona 257	79. Knott County Central 334
22. Bethlehem 152	51. Gallatin County 260	80. Glasgow 337
23. Ludlow 153	52. Washington County 260	81. Belfry 338
24. Hazard 156	53. Danville 262	82. Hart County 340
25. Campbellsville 164	54. Green County 264	83. Bardstown 341
26. Raceland 171	55. Monroe County 264	84. Thomas Nelson 341
27. Nicholas County 172	56. Hancock County 265	85. Russell 342
28. Berea 173	57. Prestonsburg 265	86. Trigg County 343
29. Betsy Layne 187	58. Metcalfe County 268	87. Union County 346

88. Lawrence County 352
89. Pike County Central 356
90. Estill County 362
91. Lewis County 363
92. Powell County 364
93. Fleming County 368
94. McCreary Central 369
95. Henry County 371
96. Jackson County 371
97. Casey County 378
98. Central 384
99. Elizabethtown 389
100. Paducah Tilghman 390
101. Pendleton County 391
102. Garrard County 395
103. Mason County 396
104. Larue County 402
105. Boyle County 411
106. Western Hills 412
107. Rockcastle County 416
108. Russell County 420
109. East Carter 424
110. Bell County 425
111. Greenup County 427
112. Taylor County 429
113. Ashland 433
114. Mercer County 433
115. Adair County 437
116. Nelson County 437
117. Waggener 440
118. Calloway County 450
119. Spencer County 452
120. Lexington Catholic 453
121. Holmes 459
122. Western 460
123. Breckinridge County 461
124. Franklin-Simpson 461
125. Rowan County 461
126. Boyd County 465
127. Corbin 466
128. Clay County 467
129. Bourbon County 468
130. Wayne County 469
131. Letcher County Central 470
132. Hopkins County Central 471
133. Harrison County 473
134. Allen County-Scottsville 482
135. Knox Central 483
136. Scott 485
137. Franklin County 486
138. Marion County 486
139. Perry County Central 488
140. Highlands 495
141. Warren East 501
142. John Hardin 504
143. Harlan County 522
144. Collins 524
145. Moore 527
146. North Oldham 531
147. Lincoln County 534
148. Warren Central 535
149. Madisonville-North Hopkins 541
150. Anderson County 543
151. East Jessamine 544
152. Shelby County 550
153. Valley 564
154. Logan County 565
155. Hopkinsville 567
156. Johnson Central 569
157. Atherton 572
158. Whitley County 579
159. South Warren 582
160. Southwestern 589
161. Christian County 601
162. Covington Catholic 603
163. Ohio County 603
164. Pulaski County 607
165. Doss 615
166. Woodford County 615
167. Grant County 620
168. Madison Southern 620
169. Greenwood 625
170. South Laurel 628
171. Barren County 632
172. Iroquois 633
173. West Jessamine 633
174. Bowling Green 635
175. Bullitt Central 637
176. North Bullitt 639
177. South Oldham 643
178. Owensboro 647
179. Fairdale 665
180. Grayson County 671
181. Graves County 684
182. Cooper 686
183. North Laurel 713
184. Southern 713
185. Marshall County 715
186. Montgomery County 719
187. Boone County 723
188. Conner 728
189. Seneca 732
190. Dixie Heights 740
191. Jeffersontown 741
192. Bullitt East 750
193. Apollo 751
194. Muhlenberg County 753
195. North Hardin 767
196. Campbell County 781
197. Male 785
198. DuPont Manual 793
199. Butler 802
200. Oldham County 809
201. George Rogers Clark 833
202. Bryan Station 847
203. Meade County 850
204. Daviess County 857
205. Fern Creek 874
206. Ballard 895
207. Simon Kenton 911
208. Tates Creek 923
209. Ryle 949
210. Pleasure Ridge Park 954
211. Central Hardin 979
212. Madison Central 987
213. McCracken County 994
214. Lafayette 1,022
215. Henderson County 1,029
216. Eastern 1,091
217. Paul Dunbar 1,133
218. Trinity 1,189
219. Henry Clay 1,213
220. Scott County 1,215
221. St. Xavier 1,334

III. PLAYOFF QUALIFIERS

Automatic qualification bids are awarded to the 48 district champions. Each district champion will be assured of a first round home playoff game. Champions are determined by head-to-head competition. Any ties will be broken by the formula listed below.

As was mentioned in the beginning, the KHSAA will have to develop a computer rankings program to adequately serve the needs of the schools. Several neighboring states – including Illinois, Ohio, and West Virginia – have ranking systems that could be used as examples.

For the purpose of this proposal, however, I am using the Calpreps.com rankings of Kentucky schools. Calpreps includes a power rating and strength of schedule rating for each team. Should two or more teams tie for the final playoff position a three-step tiebreaker would be instituted:

1. TIE-BREAKER (two teams). In the case of a tie for the final playoff position, ***and both teams played during the regular season***, the team that won the game contested between the two tied teams shall be declared the winner.
2. TIE-BREAKER (more than two teams). Should three or more teams tie for the final playoff position, ***and all three teams played during the regular season***, if one of the teams has defeated each of the other teams tied in games contested between them, that team shall be declared to hold the highest position, and the winner of the game between the remaining teams (if less than four) shall be declared the second highest position. In the event of more than three teams being tied, where one has defeated each of the tied teams, that team shall be declared the highest position, and the tie-breaking procedure shall be re-applied for the remaining tied teams.
3. TIE-BREAKER. If the tie remains because teams involved in the tiebreaker did not play during the regular season, strength of schedule rating will be used to determine participant(s).
4. TIE-BREAKER. If the tie remains, each team tied for the position shall receive one point for each game won by any four of their defeated opponents in all games, except for the games played between any two of the tied teams. All games played shall be counted in applying the tie-breaking procedure, including out of state games, with the exception that a defeated school may be counted only once in the procedure regardless of the number of games played against that particular school. Teams awarded forfeit victories (whether or not a forfeit fee is paid) may count the defeated opponents of the forfeiting team, provided the game was not replaced on the schedule.
 - a. If the tie remains after application of provision (4), an additional defeated opponent's wins will be added to the point total for each team until the tie is broken and the winner of the tied position declared, or until all games are exhausted.
 - b. If the tie for the position involves only three teams, and the application of (4) and (4.a.) results in one team being declared the winner of the tied position based on point totals, the highest point total from the application of (4) and (4.a.) between the two remaining tied teams shall be declared to hold the next position.
 - c. If the tie for the position involves more than three teams, and the application of (4) and (4.a.) results in one team being declared the winner of the tied position

based on point totals, the procedure shall then be re-applied to determine the next position.

- d. If the tie for the position involves more than three teams, and the application of (4) and (4.a.) results in two teams remaining tied for the position based on points, the head to head game played between them shall break the tie, and head to head competition will break any remaining ties.
- e. If a tie results after application of all provisions of the above plan, the tie shall be broken by the Commissioner.

III. PLAYOFF QUALIFIERS (continued)

At the conclusion of the regular season, the 192 schools with the best computer ratings qualify for the playoffs (regardless of enrollment size) while the lowest rated 29 are eliminated from postseason contention.

If a school wins their district championship but is rated in the bottom 29, they would be eligible for the postseason and the next lowest rated team would be eliminated.

If a school fails to win a single regular season game, regardless of their power rating, they will be ineligible for the postseason and next highest rated team will be moved up.

The KHSAA would be responsible for generating this data immediately upon completion of games the final Friday of the regular season.

Below is an example of how the 2016 playoff qualifiers would have been established. I do not have their ratings listed but data can be found at (http://calpreps.com/2017/ratings/Kentucky_all.htm). **I have bolded each of the schools who failed to qualify for the 2016 postseason using Calpreps.com.**

1. **Fulton City**
2. **Jenkins**
3. **Fulton County**
4. Pineville
5. **Phelps**
6. Williamsburg
7. **Dayton**
8. **Caverna**
9. **Eminence**
10. Paris
11. Harlan
12. Paintsville
13. Frankfort
14. Bellevue
15. Fairview
16. Kentucky Country Day
17. **South Floyd**
18. Bishop Brossart
19. Russellville
20. Louisville Holy Cross
21. Lynn Camp
22. Bethlehem
23. Ludlow
24. Hazard
25. Campbellsville
26. Raceland

27. Nicholas County
28. **Berea**
29. **Betsy Layne**
30. **Trimble County**
31. Newport Central Catholic
32. Pikeville
33. Crittenden County
34. **Fort Knox**
35. Bracken County
36. Covington Holy Cross
37. Middlesboro
38. Allen Central
39. Beechwood
40. **Newport**
41. Owensboro Catholic
42. Mayfield
43. Lexington Christian
44. Ballard Memorial
45. Murray
46. **Clinton County**
47. **East Ridge**
48. **Carroll County**
49. Leslie County
50. Walton-Verona
51. Gallatin County
52. Washington County

53. Danville
54. Green County
55. Monroe County
56. Hancock County
57. Prestonsburg
58. Metcalfe County
59. Fort Campbell
60. **Todd County Central**
61. Somerset
62. McLean County
63. **Sheldon Clark**
64. Shelby Valley
65. Caldwell County
66. Breathitt County
67. Edmonson County
68. Bath County
69. Butler County
70. Lloyd Memorial
71. Owen County
72. **Shawnee**
73. **Morgan County**
74. DeSales
75. Christian Academy-Louisville
76. **Webster County**
77. **Magoffin County**
78. West Carter

79. Knott County Central

- 80. Glasgow
- 81. Belfry
- 82. Hart County
- 83. Bardstown
- 84. Thomas Nelson
- 85. Russell
- 86. Trigg County
- 87. Union County
- 88. Lawrence County
- 89. Pike County Central
- 90. Estill County

91. Lewis County

- 92. Powell County
- 93. Fleming County
- 94. McCreary Central
- 95. Henry County

96. Jackson County

- 97. Casey County
- 98. Central
- 99. Elizabethtown
- 100. Paducah Tilghman

101. Pendleton County

- 102. Garrard County
- 103. Mason County
- 104. Larue County
- 105. Boyle County
- 106. Western Hills
- 107. Rockcastle County

108. Russell County

- 109. East Carter
- 110. Bell County
- 111. Greenup County
- 112. Taylor County
- 113. Ashland
- 114. Mercer County
- 115. Adair County

116. Nelson County

- 117. Waggener
- 118. Calloway County
- 119. Spencer County
- 120. Lexington Catholic
- 121. Holmes
- 122. Western

123. Breckinridge County

- 124. Franklin-Simpson
- 125. Rowan County
- 126. Boyd County

- 127. Corbin
- 128. Clay County
- 129. Bourbon County
- 130. Wayne County
- 131. Letcher County Central
- 132. Hopkins County Central
- 133. Harrison County
- 134. Allen County-Scottsville
- 135. Knox Central
- 136. Scott
- 137. Franklin County
- 138. Marion County
- 139. Perry County Central
- 140. Highlands
- 141. Warren East
- 142. John Hardin
- 143. Harlan County
- 144. Collins
- 145. Moore
- 146. North Oldham
- 147. Lincoln County
- 148. Warren Central
- 149. Madisonville-North Hopkins
- 150. Anderson County
- 151. East Jessamine
- 152. Shelby County
- 153. Valley
- 154. Logan County
- 155. Hopkinsville
- 156. Johnson Central
- 157. Atherton
- 158. Whitley County
- 159. South Warren
- 160. Southwestern
- 161. Christian County
- 162. Covington Catholic
- 163. Ohio County
- 164. Pulaski County
- 165. Doss
- 166. Woodford County
- 167. Grant County
- 168. Madison Southern
- 169. Greenwood
- 170. South Laurel
- 171. Barren County
- 172. Iroquois
- 173. West Jessamine
- 174. Bowling Green

- 175. Bullitt Central
 - 176. North Bullitt
 - 177. South Oldham
 - 178. Owensboro
 - 179. Fairdale
- 180. Grayson County**
- 181. Graves County
 - 182. Cooper
 - 183. North Laurel
 - 184. Southern
 - 185. Marshall County
 - 186. Montgomery County
 - 187. Boone County
 - 188. Conner
 - 189. Seneca
 - 190. Dixie Heights
 - 191. Jeffersontown
 - 192. Bullitt East
 - 193. Apollo
 - 194. Muhlenberg County
 - 195. North Hardin
 - 196. Campbell County
 - 197. Male
 - 198. DuPont Manual
 - 199. Butler
 - 200. Oldham County
 - 201. George Rogers Clark
 - 202. Bryan Station
 - 203. Meade County
 - 204. Daviess County
 - 205. Fern Creek
 - 206. Ballard
 - 207. Simon Kenton
 - 208. Tates Creek
 - 209. Ryle
 - 210. Pleasure Ridge Park
 - 211. Central Hardin
 - 212. Madison Central
 - 213. McCracken County
 - 214. Lafayette
 - 215. Henderson County
 - 216. Eastern
 - 217. Paul Dunbar
 - 218. Trinity
 - 219. Henry Clay
 - 220. Scott County
 - 221. St. Xavier

IV. PLAYOFF CLASSIFICATION

Once playoff qualification is determined, the next step is to place teams in the appropriate playoff class. There are 192 playoff teams that will be divided into six classes of 32. The smallest 32 schools based on 2015-16 male enrollments will be placed in Class 1A, the next smallest 32 in Class 2A, and so on until all teams are exhausted throughout six classes.

If two or more schools have the same enrollment and are on the border between classes, their average enrollment number from the last two years will be used, with the larger playing in the higher class and lower in the smaller class. If the tie still is not broke, then proceed to a three-year average, four-year average, etc.

It is important to note that using a format like this could mean teams fluctuate between classes annually. A team that falls under Class 2A in one season could be Class 3A in the next season, all based on which teams qualify and their enrollment number for that year. It is also important to understand that the District assignments shown earlier in the thread have very little bearing on which class you play in during the playoffs. Finally, there is no concept of "playing up" - teams will participate in the class they fall in.

Using the data from the previous post about enrollment size and playoff qualifiers, the postseason class breakdown for the 2016 season would look like this:

CLASS 1A	CLASS 2A	CLASS 3A	CLASS 4A	CLASS 5A
1. Pineville	1. Leslie County	1. Lawrence County	1. Rowan County	1. Atherton
2. Williamsburg	2. Walton-Verona	2. Pike County Central	2. Boyd County	2. Whitley County
3. Paris	3. Gallatin County	3. Estill County	3. Corbin	3. South Warren
4. Harlan	4. Washington County	4. Powell County	4. Clay County	4. Southwestern
5. Paintsville	5. Danville	5. Fleming County	5. Bourbon County	5. Christian County
6. Frankfort	6. Green County	6. McCreary Central	6. Wayne County	6. Covington Catholic
7. Bellevue	7. Monroe County	7. Henry County	7. Letcher Co. Central	7. Ohio County
8. Fairview	8. Hancock County	8. Casey County	8. Hopkins Co. Central	8. Pulaski County
9. Ky. Country Day	9. Prestonsburg	9. Central	9. Harrison County	9. Doss
10. Bishop Brossart	10. Metcalfe County	10. Elizabethtown	10. Allen County- Scottsville	10. Woodford County
11. Russellville	11. Fort Campbell	11. Paducah Tilghman	11. Knox Central	11. Grant County
12. Holy Cross (Lou.)	12. Somerset	12. Garrard County	12. Scott	12. Madison Southern
13. Lynn Camp	13. McLean County	13. Mason County	13. Franklin County	13. Greenwood
14. Bethlehem	14. Shelby Valley	14. Larue County	14. Marion County	14. South Laurel
15. Ludlow	15. Caldwell County	15. Boyle County	15. Perry Co. Central	15. Barren County
16. Hazard	16. Breathitt County	16. Western Hills	16. Highlands	16. Iroquois
17. Campbellsville	17. Edmonson County	17. Rockcastle County	17. Warren East	17. West Jessamine
18. Raceland	18. Bath County	18. Russell County	18. John Hardin	18. Bowling Green
19. Nicholas County	19. Butler County	19. East Carter	19. Harlan County	19. Bullitt Central
20. Newport Central Catholic	20. Lloyd Memorial	20. Bell County	20. Collins	20. North Bullitt
21. Pikeville	21. Owen County	21. Greenup County	21. Moore	21. South Oldham
22. Crittenden County	22. DeSales	22. Taylor County	22. North Oldham	22. Owensboro
23. Bracken County	23. Christian	23. Ashland	23. Lincoln County	23. Fairdale
24. Holy Cross (Cov.)	Academy-Louisville	24. Mercer County	24. Warren Central	24. Graves County
25. Middlesboro	24. West Carter	25. Adair County	25. Madisonville	25. Cooper
26. Allen Central	25. Glasgow	26. Waggener	26. Anderson County	26. North Laurel
27. Beechwood	26. Belfry	27. Calloway County	27. East Jessamine	27. Southern
28. Owensboro	27. Hart County	28. Spencer County	28. Shelby County	28. Marshall County
Catholic	28. Bardstown	29. Lexington Catholic	29. Valley	29. Montgomery Co.
29. Mayfield	29. Thomas Nelson	30. Holmes	30. Logan County	30. Boone County
30. Lexington Christian	30. Russell	31. Western	31. Hopkinsville	31. Conner
31. Ballard Memorial	31. Trigg County	32. Franklin-Simpson	32. Johnson Central	32. Seneca
32. Murray	32. Union County			

CLASS 6A

1. Dixie Heights
2. Jeffersontown
3. Bullitt East
4. Apollo
5. Muhlenberg County
6. North Hardin
7. Campbell County
8. Male

9. DuPont Manual
10. Butler
11. Oldham County
12. George Rogers Clark
13. Bryan Station
14. Meade County
15. Daviess County
16. Fern Creek

17. Ballard
18. Simon Kenton
19. Tates Creek
20. Ryle
21. Pleasure Ridge Park
22. Central Hardin
23. Madison Central
24. McCracken County

25. Lafayette
26. Henderson County
27. Eastern
28. Paul Dunbar
29. Trinity
30. Henry Clay
31. Scott County
32. St. Xavier

V. PLAYOFF ALIGNMENT

Once schools have been divided into six classes of 32 teams, then it is time to place teams on the bracket. Teams will first be placed into four regions of eight teams **based solely on geography**. Team placement will be administered by a committee compiled by the KHSAA. Schools placed in each geographic region will be then be ranked from 1-8 based on their power rating, with the highest rating receiving the best seed (1), second highest rating receiving the second seed (2), and so on.

If two or more schools in a region have the same power rating, then the tiebreaker method outlined in Section II (above) will be used to establish seeding.

To avoid any claims of bias or favoritism, the committee's sole responsibility will be geographic placement as power ratings automatically establish seeds and matchups.

Seed modifications will only be necessary if a district champion fails to qualify for a home playoff game. If so, a district champion would be moved into the lowest host position (four seed) and all others will be moved down one position. If more than four district champions are in a single region [ex. Region A], the lowest rated of the four will be moved to the next closest region [Region B], provided that does not put more than four district champions in the new region. The school in [Region B] that is geographically closest to [Region A] will then be moved, provided they are not a district champion. If said school is a district champion, the next geographically closest school in [Region B] will be moved to [Region A]. Once a new region is determined, the district champion will be placed in their appropriate rating position. If they fail to qualify as a top four seed, they will be placed as the four seed and all other qualifiers will drop one.

A format similar to what exist currently will be used to place teams, with far western teams occupying Region I, moving east to Regions II and III, with far eastern teams being placed in Region IV. Due to the late determination of participants, however, traditional regional playoff boundaries can certainly be modified.

Shown below are each of the six classes divided into four geographic regions and ranked by their final power rating.

CLASS 1A**REGION I**

1. Mayfield
2. Owensboro Catholic
3. Russellville
4. Murray
5. Ballard Memorial
6. Bethlehem
7. Campbellsville
8. Crittenden County

REGION II

1. Beechwood
2. Newport Central Catholic
3. Holy Cross (Cov.)
4. Kentucky Country Day
5. Holy Cross (Lou.)
6. Bishop Brossart
7. Ludlow
8. Bellevue

REGION III

1. Lexington Christian
2. Paintsville
3. Raceland
4. Nicholas County
5. Fairview
6. Bracken County
7. Frankfort
8. Paris

REGION IV

1. Pikeville
2. Hazard
3. Williamsburg
4. Harlan
5. Allen Central
6. Pineville
7. Lynn Camp
8. Middlesboro

CLASS 2A**REGION I**

1. Caldwell County
2. Butler County
3. Union County
4. McLean County
5. Fort Campbell
6. Trigg County
7. Edmonson County
8. Hancock County

REGION II

1. Danville
2. Somerset
3. Glasgow
4. Metcalfe County
5. Monroe County
6. Washington County
7. Hart County
8. Green County

REGION III

1. Christian Academy-Louisville
2. DeSales
3. Bardstown
4. Lloyd Memorial
5. Walton-Verona
6. Gallatin County
7. Thomas Nelson
8. Owen County

REGION IV

1. Belfry
2. Russell
3. Leslie County
4. West Carter
5. Prestonsburg
6. Bath County
7. Shelby Valley
8. Breathitt County

CLASS 3A**REGION I**

1. Franklin-Simpson
2. Elizabethtown
3. Paducah Tilghman
4. Adair County
5. Taylor County
6. Calloway County
7. Russell County
8. Larue County

REGION II

1. Lexington Catholic
2. Central
3. Spencer County
4. Western Hills
5. Western
6. Waggener
7. Henry County
8. Holmes

REGION III

1. Rockcastle County
2. Boyle County
3. Casey County
4. Mercer County
5. Garrard County
6. Estill County
7. Bell County
8. McCreary Central

REGION IV

1. Ashland
2. Greenup County
3. Fleming County
4. Lawrence County
5. Mason County
6. Pike County Central
7. East Carter
8. Powell County

CLASS 4A**REGION I**

1. Hopkinsville
2. John Hardin
3. Allen County-Scottsville
4. Madisonville-North Hopkins
5. Warren East
6. Warren Central
7. Hopkins County Central
8. Logan County

REGION II

1. Shelby County
2. Collins
3. Anderson County
4. Franklin County
5. Moore
6. Valley
7. North Oldham
8. Marion County

REGION III

1. Johnson Central
2. Highlands
3. East Jessamine
4. Bourbon County
5. Boyd County
6. Harrison County
7. Scott
8. Rowan County

REGION IV

1. Corbin
2. Wayne County
3. Knox Central
4. Harlan County
5. Lincoln County
6. Letcher County Central
7. Clay County
8. Perry County Central

CLASS 5A**REGION I**

1. Bowling Green
2. Christian County
3. Owensboro
4. Greenwood
5. South Warren
6. Graves County
7. Marshall County
8. Ohio County

REGION II

1. Doss
2. North Bullitt
3. Bullitt Central
4. Southern
5. Fairdale
6. Seneca
7. Atherton
8. Iroquois

REGION III

- 1. Covington Catholic
- 2. Conner
- 3. Cooper
- 4. South Oldham
- 5. Boone County
- 6. West Jessamine
- 7. Woodford County
- 8. Grant County

REGION IV

- 1. Pulaski County
- 2. Southwestern
- 3. Madison Southern
- 4. Whitley County
- 5. South Laurel
- 6. North Laurel
- 7. Montgomery County
- 8. Barren County

CLASS 6A

REGION I

- 1. McCracken County
- 2. Central Hardin
- 3. North Hardin
- 4. Daviess County
- 5. Henderson County
- 6. Meade County
- 7. Muhlenberg County
- 8. Apollo

REGION II

- 1. St. Xavier
- 2. Male
- 3. DuPont Manual
- 4. Pleasure Ridge Park
- 5. Fern Creek
- 6. Butler
- 7. Bullitt East
- 8. Jeffersonton

REGION III

- 1. Trinity
- 2. Ryle
- 3. Simon Kenton
- 4. Ballard
- 5. Dixie Heights
- 6. Campbell County
- 7. Eastern
- 8. Oldham County

REGION IV

- 1. Lafayette
- 2. Scott County
- 3. Madison Central
- 4. Tate Creek
- 5. Bryan Station
- 6. Henry Clay
- 7. Paul Dunbar
- 8. George Rogers Clark

VI. PLAYOFF SCHEDULE

Once teams are placed in their geographic regions and seeded from 1-8 pairings will be announced. The first round in each region will consist of:

- 8 seed at 1 seed
- 7 seed at 2 seed
- 6 seed at 3 seed
- 5 seed at 4 seed

The second and third rounds will follow standard bracket order. **The best seed will always host in the first three rounds.** Regional champions will be awarded a trophy just as they currently are. It is important to note, however, that just like classes; teams could be placed in different regions each year, based on qualifiers and geography.

The state semifinals will be conducted the same way they have always been, with odd numbered regions hosting in odd years and even numbered regions hosting in even years. The design should assure that western and eastern teams meet in the state championship game each year, although those terms are obviously somewhat flexible.

Below is an example of first round pairings using all 2016 data (enrollments, ratings, geographic placement, etc.)

CLASS 1A

Region I

- [8] Crittenden County at [1] Mayfield
- [5] Ballard Memorial at [4] Murray
- [7] Campbellsville at [2] Owensboro Catholic
- [6] Bethlehem at [3] Russellville

Region II

- [8] Bellevue at [1] Beechwood
- [5] Louisville Holy Cross at [4] Kentucky Country Day
- [7] Ludlow at [2] Newport Central Catholic
- [6] Bishop Brossart at [3] Covington Holy Cross

Region III

- [8] Paris at [1] Lexington Christian
- [5] Fairview at [4] Nicholas County
- [7] Frankfort at [2] Paintsville
- [6] Bracken County at [3] Raceland

Region IV

- [8] Middlesboro at [1] Pikeville
- [5] Allen Central at [4] Harlan
- [7] Lynn Camp at [2] Hazard
- [6] Pineville at [3] Williamsburg

CLASS 2A*Region I*

- [8] Hancock County at [1] Caldwell County
- [5] Fort Campbell at [4] McLean County
- [7] Edmonson County at [2] Butler County
- [6] Trigg County at [3] Union County

Region II

- [8] Green County at [1] Danville
- [5] Monroe County at [4] Metcalfe County
- [7] Hart County at [2] Somerset
- [6] Washington County at [3] Glasgow

Region III

- [8] Owen County at [1] Christian Academy-Louisville
- [5] Walton-Verona at [4] Lloyd Memorial
- [7] Thomas Nelson at [2] DeSales
- [6] Gallatin County at [3] Bardstow

Region IV

- [8] Breathitt County at [1] Belfry
- [5] Prestonsburg at [4] West Carter
- [7] Shelby Valley at [2] Russell
- [6] Bath County at [3] Leslie County

CLASS 3A*Region I*

- [8] Larue County at [1] Franklin-Simpson
- [5] Taylor County at [4] Adair County
- [7] Russell County at [2] Elizabethtown
- [6] Calloway County at [3] Paducah Tilghman

Region II

- [8] Holmes at [1] Lexington Catholic
- [5] Western at [4] Western Hills
- [7] Henry County at [2] Central
- [6] Waggener at [3] Spencer County

Region III

- [8] McCreary Central at [1] Rockcastle County
- [5] Garrard County at [4] Mercer County
- [7] Bell County at [2] Boyle County
- [6] Estill County at [3] Casey County

Region IV

- [8] Powell County at [1] Ashland
- [5] Mason County at [4] Lawrence County
- [7] East Carter at [2] Greenup County
- [6] Pike County Central at [3] Fleming County

CLASS 4A*Region I*

- [8] Logan County at [1] Hopkinsville
- [5] Warren East at [4] Madisonville-North Hopkins
- [7] Hopkins County Central at [2] John Hardin
- [6] Warren Central at [3] Allen County-Scottsville

Region II

- [8] Marion County at [1] Shelby County
- [5] Moore at [4] Franklin County
- [7] North Oldham at [2] Collins
- [6] Valley at [3] Anderson County

Region III

- [8] Rowan County at [1] Johnson Central
- [5] Boyd County at [4] Bourbon County
- [7] Scott at [2] Highlands
- [6] Harrison County at [3] East Jessamine

Region IV

- [8] Perry County Central at [1] Corbin
- [5] Lincoln County at [4] Harlan County
- [7] Clay County at [2] Wayne County
- [6] Letcher County Central at [3] Knox Central

CLASS 5A*Region I*

- [8] Ohio County at [1] Bowling Green
- [5] South Warren at [4] Greenwood
- [7] Marshall County at [2] Christian County
- [6] Graves County at [3] Owensboro

Region II

- [8] Iroquois at [1] Doss
- [5] Fairdale at [4] Southern
- [7] Atherton at [2] North Bullitt
- [6] Seneca at [3] Bullitt Central

Region III

- [8] Grant County at [1] Covington Catholic
- [5] Boone County at [4] South Oldham
- [7] Woodford County at [2] Conner
- [6] West Jessamine at [3] Cooper

Region IV

- [8] Barren County at [1] Pulaski County
- [5] South Laurel at [4] Whitley County
- [7] Montgomery County at [2] Southwestern
- [6] North Laurel at [3] Madison Southern

CLASS 6A*Region I*

- [8] Apollo at [1] McCracken County
- [5] Henderson County at [4] Daviess County
- [7] Muhlenberg County at [2] Central Hardin
- [6] Meade County at [3] North Hardin

Region II

- [8] Jeffersontown at [1] St. Xavier
- [5] Fern Creek at [4] Pleasure Ridge Park
- [7] Bullitt East at [2] Male
- [6] Butler at [3] DuPont Manual

Region III

- [8] Oldham County at [1] Trinity
- [5] Dixie Heights at [4] Ballard
- [7] Eastern at [2] Ryle
- [6] Campbell County at [3] Simon Kenton

Region IV

- [8] George Rogers Clark at [1] Lafayette
- [5] Bryan Station at [4] Tates Creek
- [7] Paul Dunbar at [2] Scott County
- [6] Henry Clay at [3] Madison Central

VII. SUMMATION

I understand that this is a somewhat radical shift in the format traditionally used by Kentucky high school football. However, as seasons progress, it is becoming obvious that the playoff system is failing to function at the highest level. It is my hope that this proposal will solve many of the concerns with postseason football in Kentucky.

First, by using new enrollment data each year, schools will annually be classified as close to their current size as possible. Under the current system used by the KHSAA, teams will play in the 2018 postseason in a class determined, in part, by students who were enrolled in 2011. It is possible coaches on the 2018 teams are being counted as students from 2011! That isn't effective. Teams in this new system will face schools of similar size without concerns of playing up or down or how demographic changes boosted one program at the expense of 30+ in the class.

Second, this provides a system that ensures the best teams make the playoffs. I understand the argument that some will make that the 192nd best team in Kentucky isn't really that good. That is true. However, analytically, they are better than the 29 teams below them. Under the current system used by the KHSAA, some schools automatically qualify for the playoffs because they are in a four-team district while those in six-team districts have to win at least two district games to qualify. Not only that, but the current system rewards district winners but makes the other games on the schedule essentially meaningless. Unless this new system, every game would count – district games because you are playing for a home playoff game, all games because victories boost your power rating and strong opponents boost your schedule. Every win and loss, from August to October, is magnified.

Some may argue that the proposed system is tougher on smaller schools (traditionally 1A) and that is true. However, the KHSAA has regularly questioned the football schools about their desires for the postseason and those in Class 2A-6A have repeatedly said they want four teams per district to make the playoffs. Class 1A has been different – they've steadily argued for only two teams per district, in part because of the skill disparity between the higher and lower 1A schools and the geographic isolation many faced, resulting in long bus rides to assured beatings. The teams that fail to make the playoffs in the proposed system? Nearly half are programs that voted to only take two teams to the playoffs per district.

Third, this develops a plan that will keep teams from playing each other in the first round on an annual basis simply because of alignment. The current alignment has generated regular first round meetings between high ranked schools and minnows, something that will still happen. However, too often it has been the same schools playing each other in the first round repeatedly, with disastrous effects on attendance. This new plan will hope to avoid that repetitiveness.

For example, from 2011-2015, Apollo High School in Owensboro compiled a regular season record of 11-39 while Bowling Green High School compiled a record of 47-2. Apollo and Bowling Green met each year in the first round of the playoffs, with Bowling Green winning each game by an average margin of 46.6 points per game. For five consecutive years that game failed to benefit either program and fan support was certainly negligible. Under my plan, Apollo

and Bowling Green would have only met once in the first round (2014) and each school would have faced five different teams in the first round during the period from 2011-2015.

	APOLLO	BOWLING GREEN
2011	Christian County	Logan County
2012	Grayson County	Louisville Southern
2013	Owensboro	Ohio County
2014	<i>Bowling Green</i>	<i>Apollo</i>
2015	McCracken County	Marshall County

Fourth, by seeding teams within a region instead of simply by district, you allow the best teams to avoid each other until the latest possible rounds, ensuring stronger late-round matchups and higher gate receipts, while avoiding postseason blowouts that have become more prevalent.

High school football in Kentucky has grown tremendously in the last few decades. Some communities are playing football for the first time while others have revived long-dormant programs. More and more players are finding opportunities to play at the collegiate level – from Kentucky and Louisville to Thomas More and Union – and to receive advanced degrees in the process.

However, football faces threats. Injuries have slowed participation in some places while other schools are finding kids would rather spend their time in other activities. This plan is not going to fix those problems. What I do hope is that this proposal will inject life into high school football in the commonwealth and provide more fun, more opportunities, and more community involvement to grow what is already a great game.

If you have any questions or comments feel free to contact me via email (daniel.hopkins@garrard.kyschools.us) or by cell (859-339-1672). Thank you!

Sincerely,


Daniel Hopkins

Social Studies Teacher
Assistant Athletic Director
Garrard County High School
Lancaster, Kentucky



2007


CLASS 1A





2007


CLASS 2A





2007


CLASS 3A





2007


CLASS 4A





2007


CLASS 5A





2007


CLASS 6A





2008


CLASS 1A





2008


CLASS 2A





2008


CLASS 3A





2008


CLASS 4A





2008


CLASS 5A





2008


CLASS 6A





2009


CLASS 1A





2009


CLASS 2A





2009


CLASS 3A





2009


CLASS 4A





2009


CLASS 5A





2009


CLASS 6A





2010

CLASS 1A





2010


CLASS 2A





2010


CLASS 3A





2010


CLASS 4A





2010


CLASS 5A





2010


CLASS 6A





2011


CLASS 1A





2011


CLASS 2A





2011


CLASS 3A





2011


CLASS 4A





2011


CLASS 5A





2011


CLASS 6A





2012


CLASS 1A





2012


CLASS 2A





2012


CLASS 3A





2012


CLASS 4A





2012


CLASS 5A





2012


CLASS 6A





2013


CLASS 1A





2013


CLASS 2A





2013


CLASS 3A





2013


CLASS 4A





2013


CLASS 5A





2013


CLASS 6A





2014


CLASS 1A





2014


CLASS 2A





2014


CLASS 3A





2014


CLASS 4A





2014


CLASS 5A





2014

CLASS 6A





2015


CLASS 1A





2015


CLASS 2A





2015


CLASS 3A





2015


CLASS 4A





2015

CLASS 5A





2015

CLASS 6A

