

# Cohort 10 Announcement Annual Update

Kentucky Board of Education Meeting  
Frankfort, KY  
August 3, 2017



The NMSI College Readiness Program supports improvements in earning qualifying scores (QS) of 3, 4 or 5 (on a 5-point scale) on national AP\* Math, Science and English exams, which may earn college credit.

\* Advanced Placement and AP are registered trademarks of College Board



## Elements of Success



## Cohort 10 High Schools

### Cohort 10 Profile:

5,900 Total Students  
70% Low Income  
20% Minority  
1,750 Projected 17-18 AP MSE Enrollments

- Barbourville Independent
- Breathitt County
- Burgin Independent
- East Ridge (Pike Co)
- Iroquois (Jefferson Co)
- Knott Central
- Magoffin County
- Paducah Tilghman
- Sheldon Clark (Martin Co)
- Taylor County

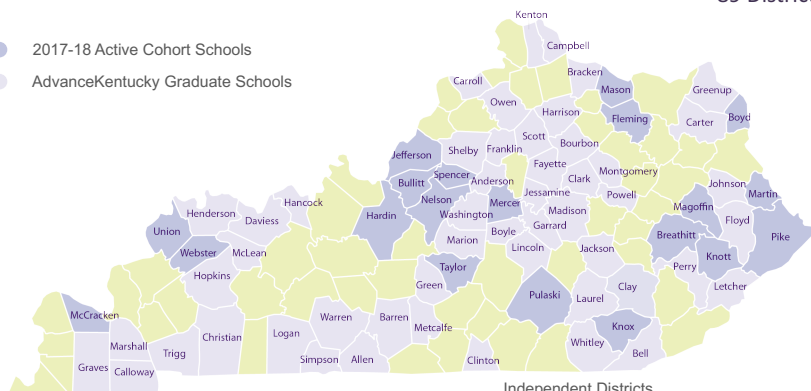


## 119 Kentucky High Schools

Since 2008/09

89 Districts

- 2017-18 Active Cohort Schools
- AdvanceKentucky Graduate Schools



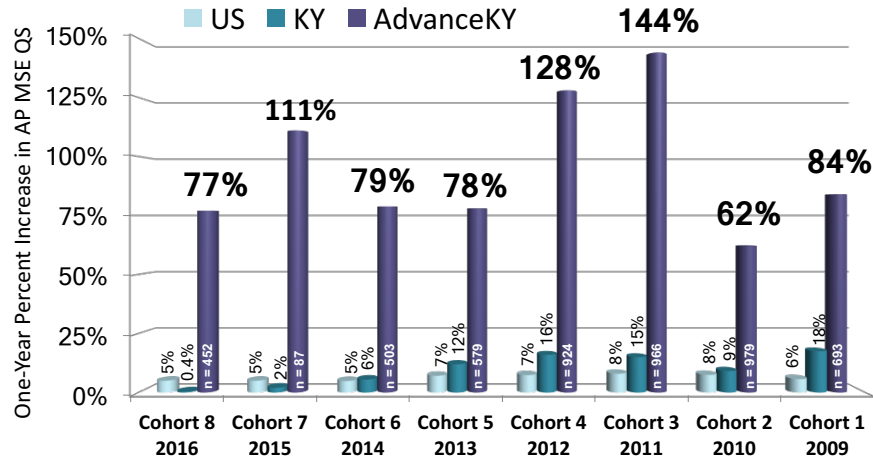
### Independent Districts

Barbourville  
Bardonia  
Bellevue  
Bowling Green  
Burgin  
Campbellsville  
Corbin  
Covington  
Danville  
Elizabethtown  
Elmington  
Frankfort  
Fort Thomas  
Glasgow  
Hopkinsville  
Jenkins  
Mayfield  
Murray  
Owensboro  
Paducah  
Paintsville  
Pikeville  
Russell  
Russellville  
Somerset



## First-Year Percent Increase

AP Math, Science, English (MSE)  
Qualifying Scores (QS) by Cohort



Source: College Board



## Number of AP Qualifying Scores in Math, Science, and English (MSE)

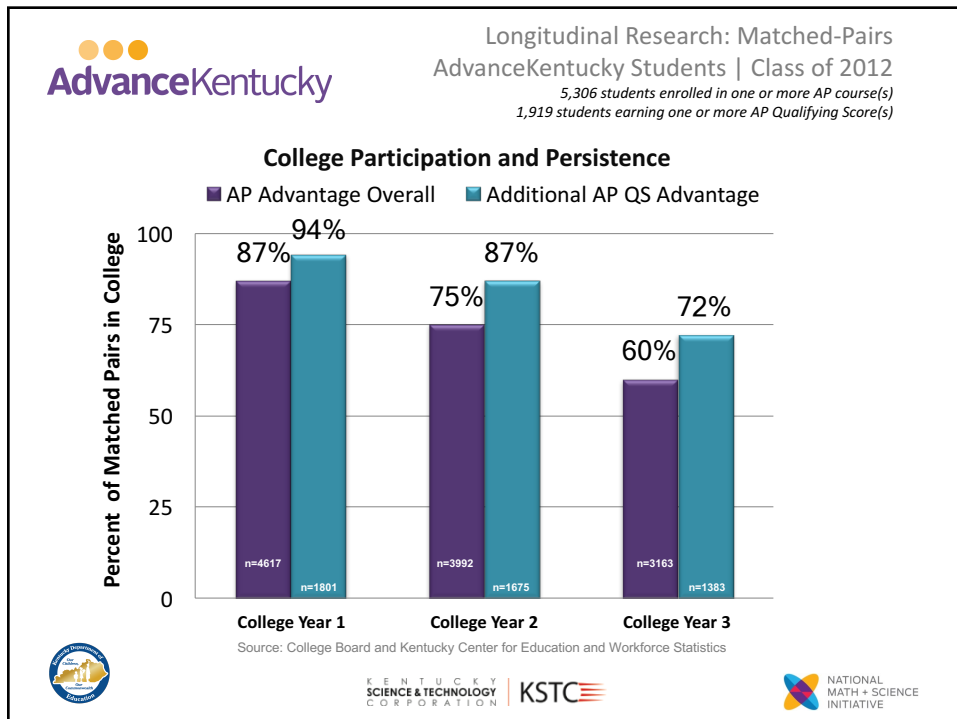
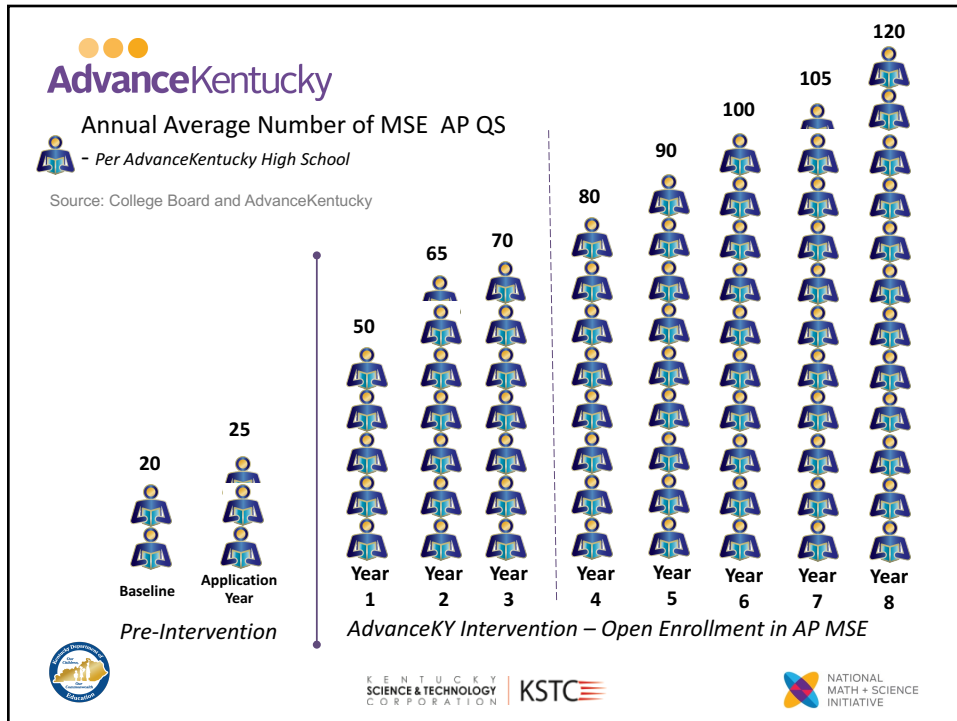
*Three-Year Growth: Cohorts 1-6*

*Includes All AdvanceKY Schools with Three Years of Participation Through 2016 Exams*

Cohorts 1-6	MSE QS: All Students	MSE QS: FRL Students	MSE QS: Minority Students
Baseline	2480	303	83
Year 3	6305	1221	251
% Change	154.2%	302.9%	202.4%

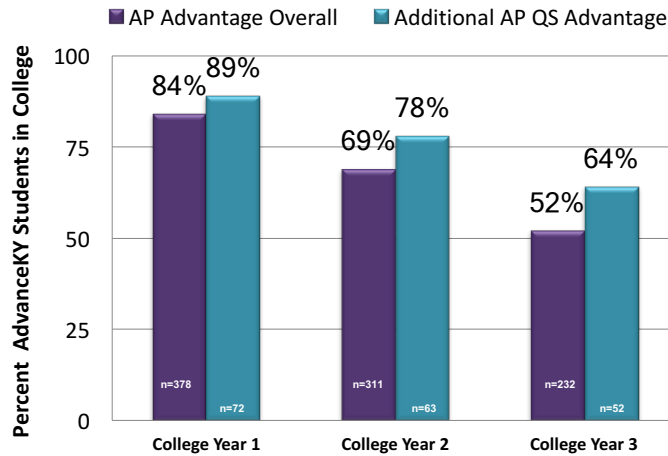
Source: College Board and AdvanceKentucky





448 minority students enrolled in one or more AP course(s)  
81 minority students earning one or more AP Qualifying Score(s)

**College Participation and Persistence**

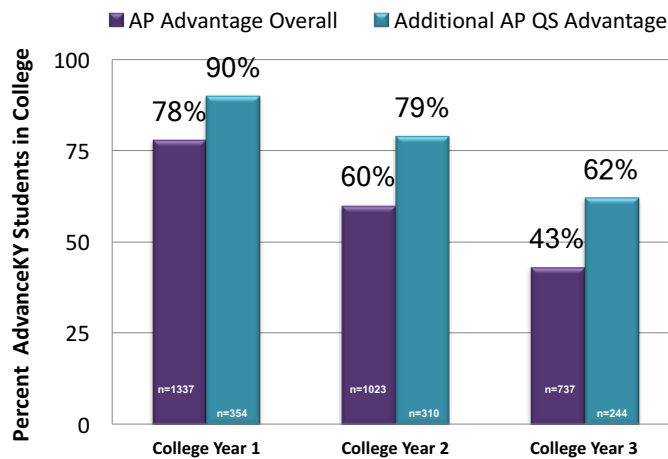


Source: College Board and Kentucky Center for Education and Workforce Statistics



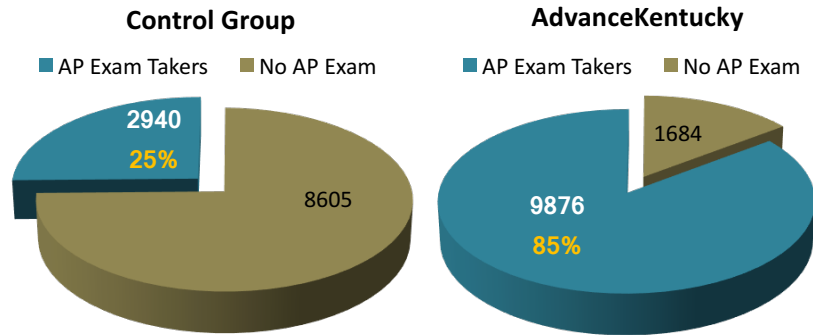
1,707 low income students enrolled in one or more AP course(s)  
392 low income students earning one or more AP Qualifying Score(s)

**College Participation and Persistence**

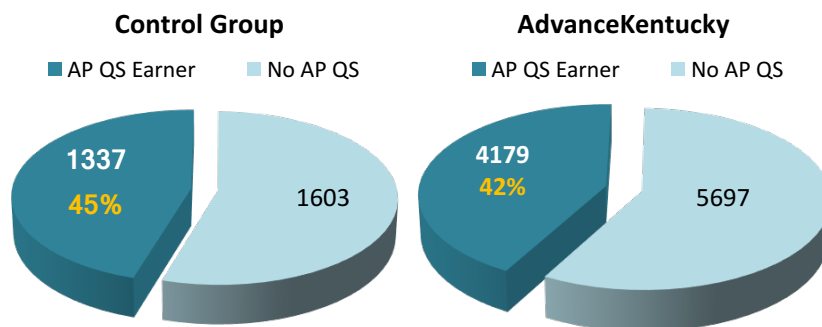


Source: College Board and Kentucky Center for Education and Workforce Statistics





Source: College Board and Kentucky Center for Education and Workforce Statistics



Source: College Board and Kentucky Center for Education and Workforce Statistics




$$\begin{array}{r}
 2842 \text{ Qualifying Scores (QS)} \\
 \times 2 \text{ QS per student} \\
 \times 800 \text{ Average Tuition Cost Per Course} \\
 \hline
 \end{array}$$

**\$4,500,000**

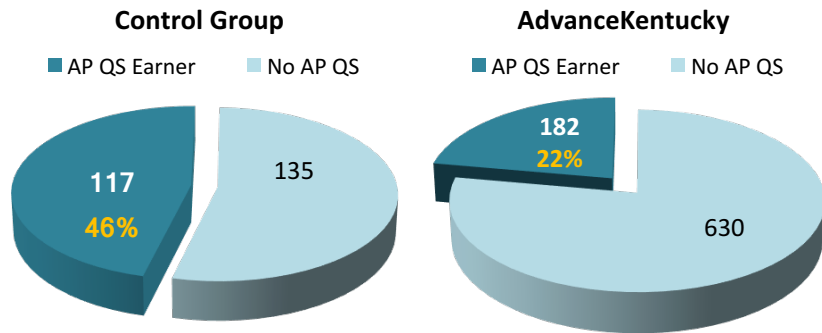
Given average in-state tuition rates and an average of three credit hours earned per qualifying score, expanding access to AP MSE courses saved AdvanceKentucky students approximately \$4,500,000 more in college tuition than their control group peers.

Source: College Board and Kentucky Center for Education and Workforce Statistics, AdvanceKentucky, and CPE




Source: College Board and Kentucky Center for Education and Workforce Statistics





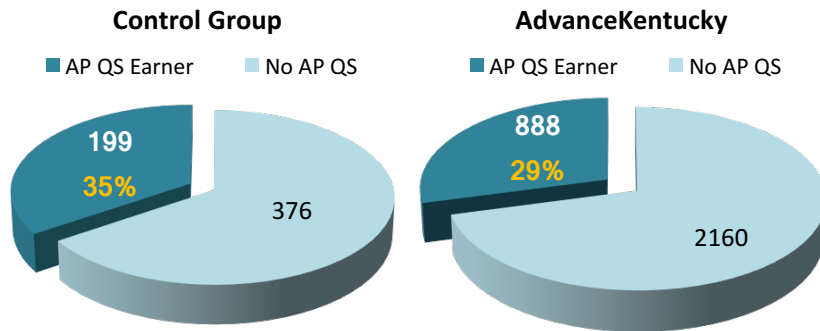
Source: College Board and Kentucky Center for Education and Workforce Statistics



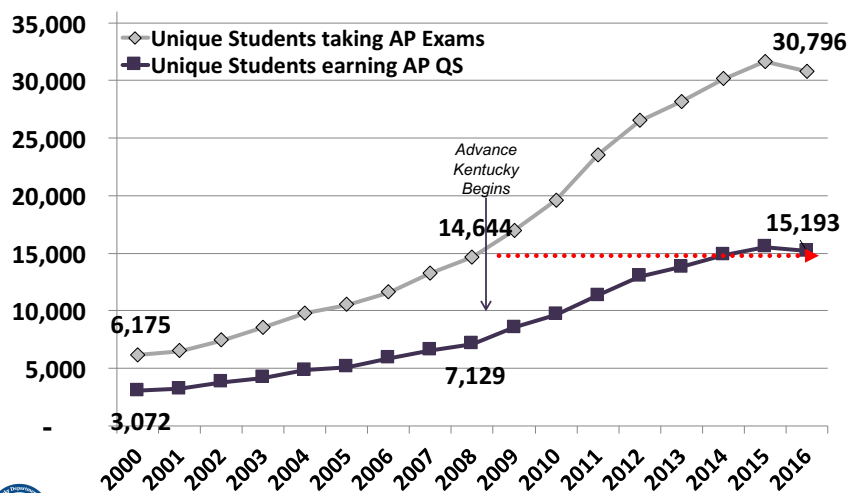
Source: College Board and Kentucky Center for Education and Workforce Statistics







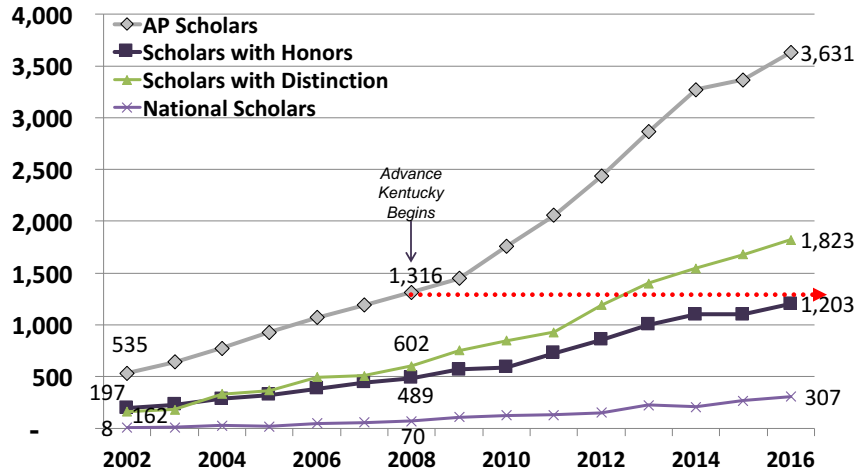
Source: College Board and Kentucky Center for Education and Workforce Statistics



Source: College Board



# Number of Kentucky Students Earning AP Scholar Status Total AP Scholars Across Kentucky 6,964 Scholars in 2016, up from 902 in 2002



## Kentucky CS Expansion Initiative

### 2016-17 Profile:

35 Schools Offered AP CSP

Source: College Board

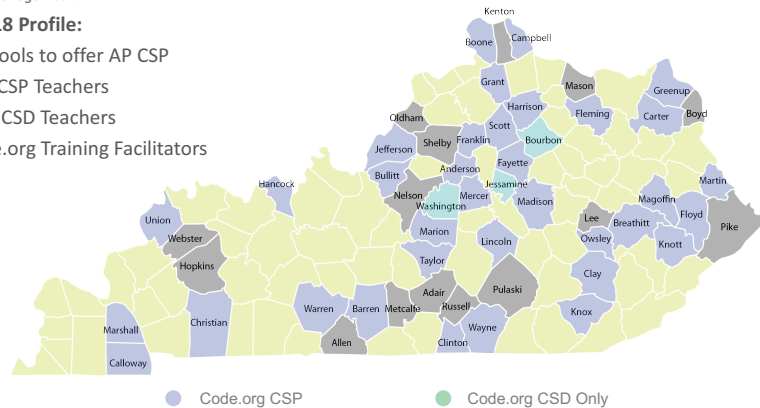
### 2017-18 Profile:

78 Schools to offer AP CSP

43 AP CSP Teachers

15 MS CSD Teachers

6 Code.org Training Facilitators

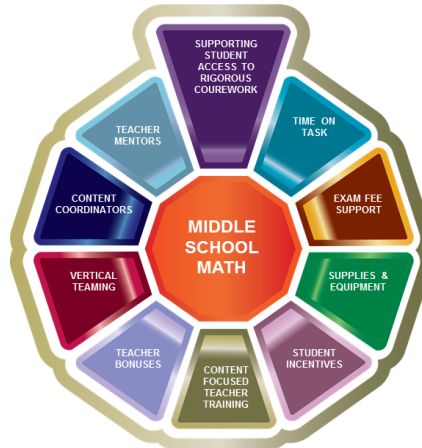


**Key Elements:**

- Modeled after AP Program
- MS Math as indicator of student success
- PSAT 8/9 Exam
- Collaborative goals

**2016-17 Pilot Schools:**

- Franklin-Simpson MS
- Green County MS
- Glasgow MS



advanceky@kstc.com

[advanceky.com](http://advanceky.com)

@AdvanceKentucky



End of Presentation:  
Remainder of slides for reference.



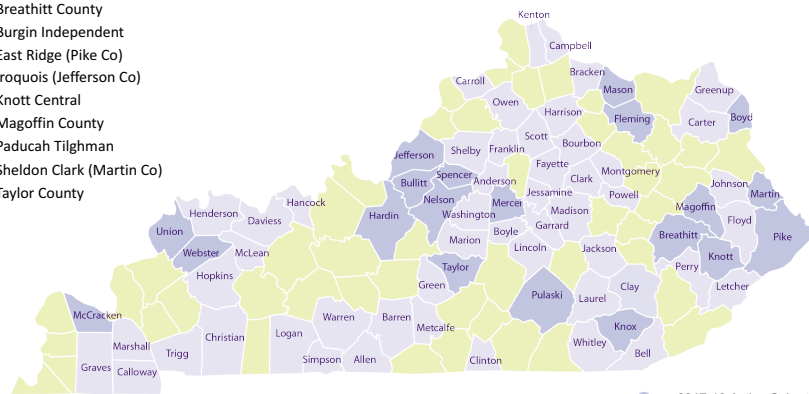
## 119 Participating Schools

(Alphabetical by School Name)

School District	AdvanceKentucky High School	School District	AdvanceKentucky High School	School District	AdvanceKentucky High School	School District	AdvanceKentucky High School
Allen Co. Schools	Allen Co. Schools	Jessamine Co. Schools	East Jessamine	Logan Co. Schools	Logan Co.	Powell Co. Schools	Powell Co.
Anderson Co. Schools	Anderson Co.	Pike Co. Schools	East Ridge	McCracken Co. Schools	Lone Oak	Pulaski Co. Schools	Pulaski Co.
Daviess Co. Schools	Apollo	Elizabethtown Ind. Schools	Elizabethtown	Knox Co. Schools	Lynn Camp	McCracken Co. Schools	Reidland
Barbourville Ind. Schools	Barbourville City School	Jefferson Co. Public Schools	Fern Creek Traditional	Madison Co. Public Schools	Madison Central	Russell Ind. Schools	Russell
Bardstown Ind. Schools	Bardstown	Fleming Co. Schools	Fleming Co.	Madison Co. Public Schools	Madison Southern	Russellville Ind. Schools	Russellville Senior
Barren Co. Schools	Barren Co.	Frankfort Ind. Schools	Frankfort	Hopkins Co. Schools	Madisonville N. Hopkins	Scott Co. Schools	Scott Co.
Bell Co. Schools	Bell Co.	Franklin Co. Schools	Franklin Co.	Magoffin Co.	Magoffin Co.	Jefferson Co. Public Schools	Seneca
Bellevue Ind. Schools	Bellevue	Simpson Co. Schools	Franklin-Simpson	Marion Co. Schools	Marion Co.	Shelby Co. Schools	Shelby Co.
Floyd Co. Schools	Betsy Layne	Garrard Co. Schools	Garrard Co.	Marshall Co. Schools	Marshall Co.	Martin Co.	Sheldon Clark
Bourbon Co. Schools	Bourbon Co.	Clark Co. Schools	George Rogers Clark	Shelby Co. Schools	Martha Layne Collins	Somerset Ind. Schools	Somerset
Bowling Green Ind. Schools	Bowling Green	Glasgow Ind. Schools	Glasgow	Mason Co.	Mason Co.	Floyd Co. Schools	South Floyd
Boyd Co. Schools	Boyd Co.	Graves Co. Schools	Graves Co.	Mayfield Ind. Schools	Mayfield	Laurel Co. Schools	South Laurel
Bracken Co. Schools	Bracken Co.	Green Co. Schools	Green Co.	McCracken Co. Schools	McCracken Co.	Jefferson Co. Public Schools	Southern
Breathitt Co. Schools	Breathitt Co.	Hancock Co. Schools	Hancock Co.	McLean Co. Schools	McLean Co.	Pulaski Co. Schools	Southwestern
Fayette Co. Public Schools	Bryan Station	Harrison Co. Schools	Harrison Co.	Mercer Co. Schools	Mercer Co. Senior	Spencer Co. Schools	Spencer Co.
Bullitt Co. Public Schools	Bullitt Central	McCracken Co. Schools	Heath	Metcalfe Co. Schools	Metcalfe	Taylor Co. Schools	Taylor Co.
Bullitt Co. Public Schools	Bullitt East	Henderson Co. Schools	Henderson Co.	Montgomery Co. Schools	Montgomery Co.	Jefferson Co. Public Schools	The Academy at Shawnee
Burgin Ind. Schools	Burgin	Fort Thomas Ind. Schools	Highlands	Jefferson Co. Public Schools	Moore Traditional	Nelson Co. Schools	Thomas Nelson
Campbell Co. Schools	Campbell Co.	Covington Ind. Schools	Holmes	Murray Ind. Schools	Murray	Trigg Co. Schools	Trigg Co.
Campbellsville Ind. Schools	Campbellsville	Hopkins Co. Schools	Hopkins Central	Nelson Co. Schools	Nelson Co.	Union Co. Schools	Union Co.
Carroll Co. Schools	Carroll Co.	Christian Co. Schools	Hopkinsville	Bullitt Co. Public Schools	North Bullitt	Jefferson Co. Public Schools	Valley Traditional
Jefferson Co. Public Schools	Central	Jefferson Co. Public Schools	Iroquois	Hardin Co. Schools	North Hardin	Jefferson Co. Public Schools	Waggener
Christian Co. Schools	Christian Co.	Jackson Co. Schools	Jackson Co.	Laurel Co. Schools	North Laurel	Warren Co. Public Schools	Warren Central
Clay Co. Schools	Clay Co.	Jefferson Co. Public Schools	Jeffersonton	Owen Co. Schools	Owen Co.	Warren Co. Public Schools	Warren East
Clinton Co. Schools	Clinton Co.	Jenkins Ind. Schools	Jenkins	Owensboro Ind. Schools	Owensboro	Washington Co. Schools	Washington Co.
Corbin Ind. Schools	Corbin	Johnson Co. Schools	Johnson Central	Paducah Ind. Schools	Paducah Tilghman	Webster Co. Schools	Webster Co.
Danville Ind. Schools	Danville	Knott Co. Schools	Knott Co.	Paintsville Ind. Schools	Paintsville	Carter Co. Schools	West Carter Co.
Daviess Co. Schools	Daviess Co.	Knox Co. Schools	Knox Central	Perry Co. Schools	Perry Co. Central	Jessamine Co. Schools	West Jessamine
Jefferson Co. Public Schools	Doss	Lincoln Co. Schools	Lincoln Co.	Pikeville Ind. Schools	Pikeville	Franklin Co. Schools	Western Hills
Carter Co. Schools	East Carter	Erlianger-Elsmere Ind. Schools	Lloyd	Jefferson Co. Public Schools	Pleasure Ridge Park		



Barbourville Independent  
Breathitt County  
Burgin Independent  
East Ridge (Pike Co)  
Iroquois (Jefferson Co)  
Knott Central  
Magoffin County  
Paducah Tilghman  
Sheldon Clark (Martin Co)  
Taylor County



- Ten schools comprising 5,900 total 9-12 enrollments
- 20% Minority and 70% FRL
- 1,750 AP Math, Science, English enrollments projected for 16-17 school year
- 25 New AP MSE Courses being offered among the 10 schools

- 2017-18 Active Cohort Schools
- AdvanceKY Graduate Schools

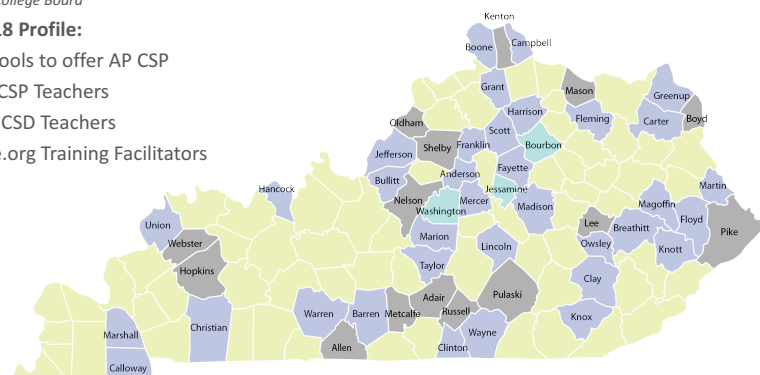


KENTUCKY  
SCIENCE & TECHNOLOGY  
CORPORATION



Source: College Board

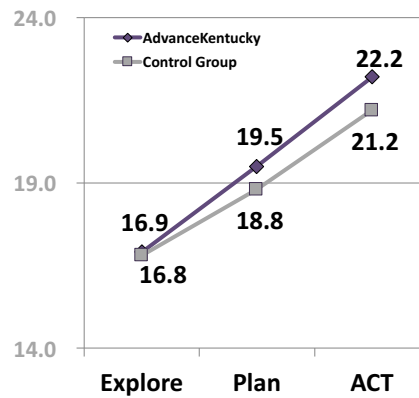
## 6 Code.org Training Facilitators



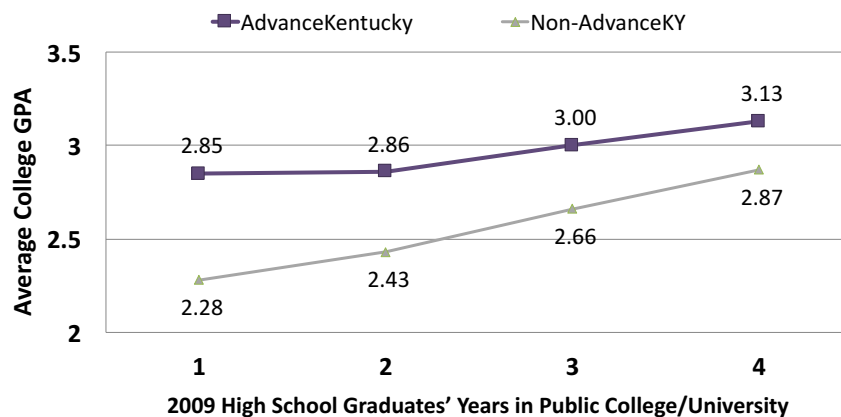
● Code.org CSD Only

KENTUCKY  
SCIENCE & TECHNOLOGY  
CORPORATION | KSTC 

**Class of 2012**



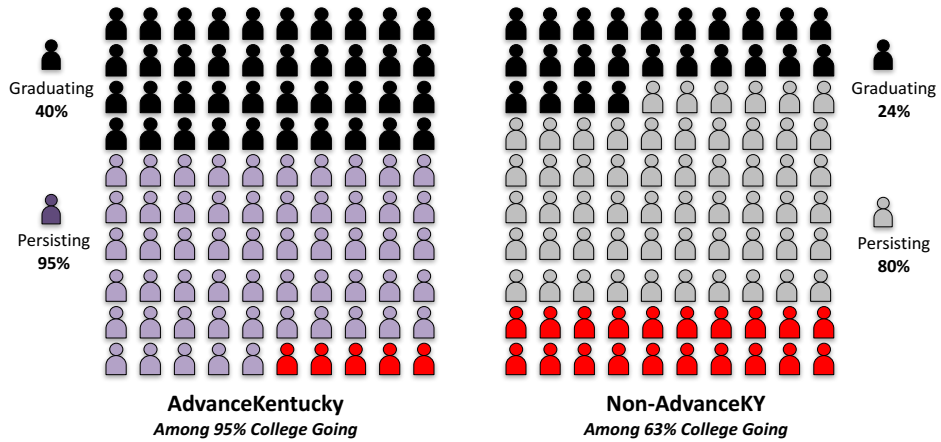
Source: Kentucky Center for Education and Workforce Statistics



Source: Kentucky Center for Education and Workforce Statistics



*Percent of College-Going Students Persisting to Year 2 and Graduating in 4 Years*



Source: Kentucky Center for Education and Workforce Statistics

