



FLOYD COUNTY BOARD OF EDUCATION
Dr. Henry L. Webb, Superintendent
106 North Front Avenue
Prestonsburg, Kentucky 41653
Telephone (606) 886-2354 Fax (606) 886-8862
www.floyd.kyschools.us

Sherry Robinson- Chair - District 5
Dr. Chandra Varia, Vice-Chair - District 2
Linda C. Gearheart, Member - District 1
William Newsome, Jr., Member - District 3
Rhonda Mende, Member - District 4

Student Support: Receive Utility Report for Stumbo Elementary.

Applicable Statue(s), etc.: N/A

Fiscal Budgetary Impact:

2014/2015 SY (July 14-June 15) \$77,959.35

2015/2016 SY (July 15-June 16) \$83,178.69

History / Background:

May 2017

Board received utility report for Duff/Allen Central Middle School.

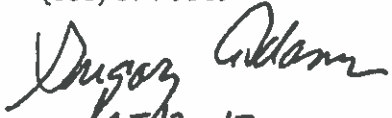
Staff Recommendation: To accept report as presented.

Contact Person:


Gregory Adams

Director of Facilities

(606) 874-9569


6-7-17

Director


Superintendent

DATE: June 26, 2017

Utility Report

June 26, 2017



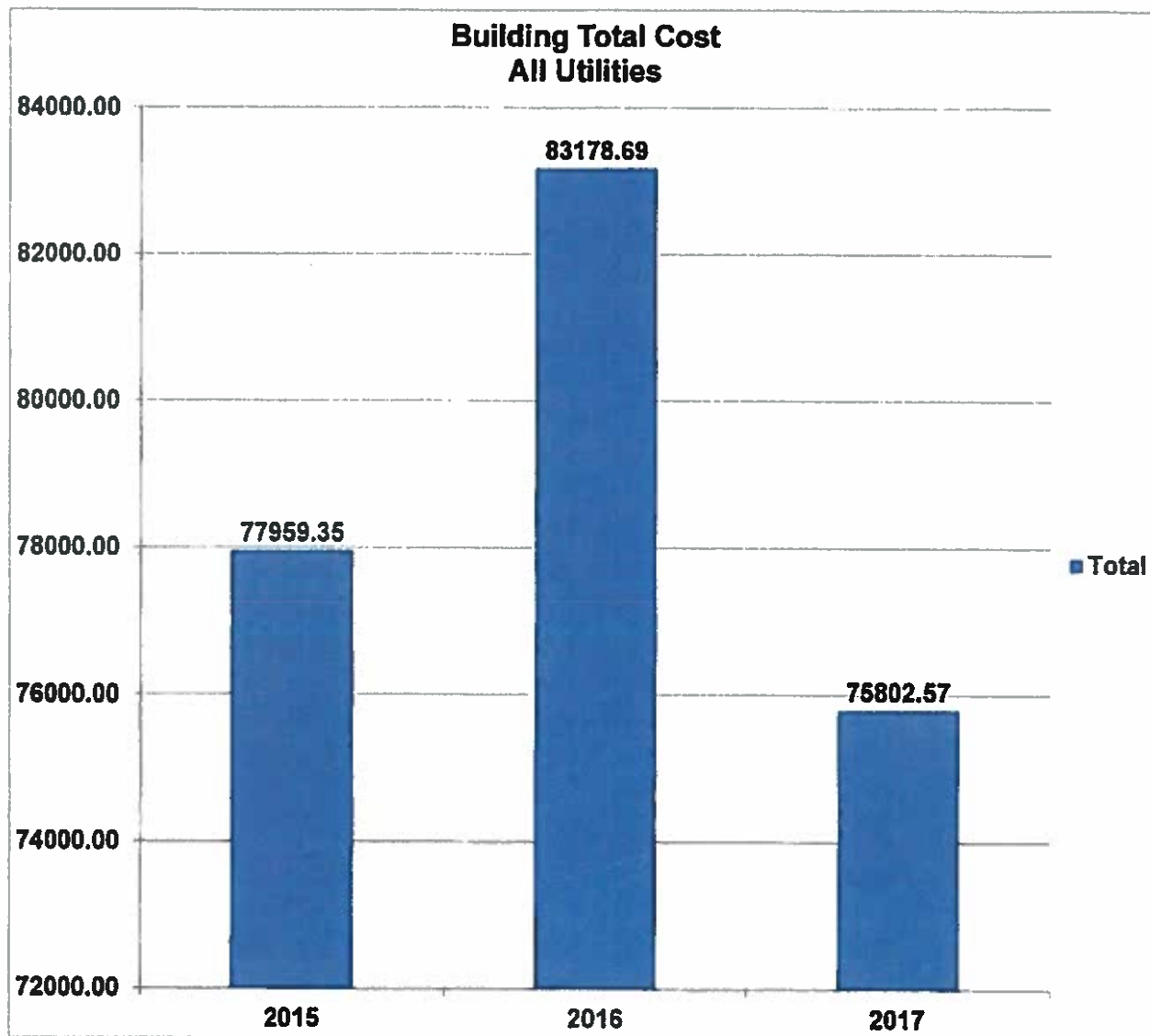
Stumbo Elementary School

2014-2015 / 2015-2016

School Years

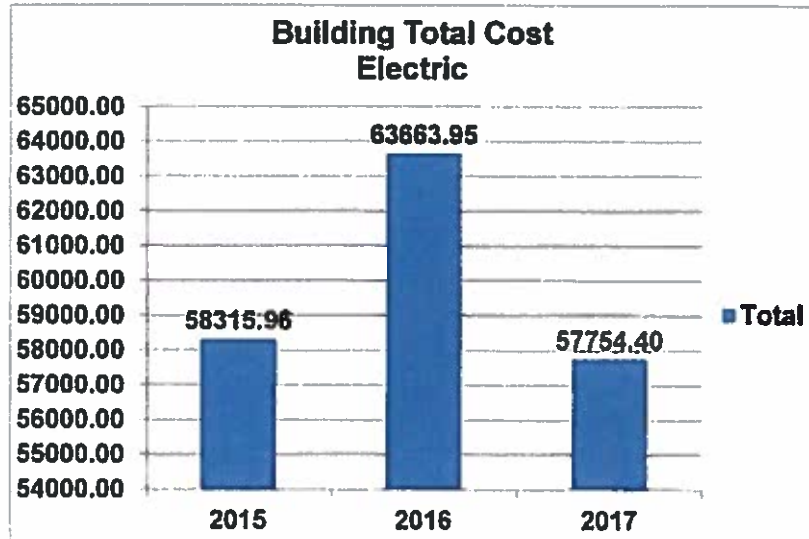


Cost	
Year	Total
2015	77959.35
2016	83178.69
2017	75802.57
Grand Total	236940.61

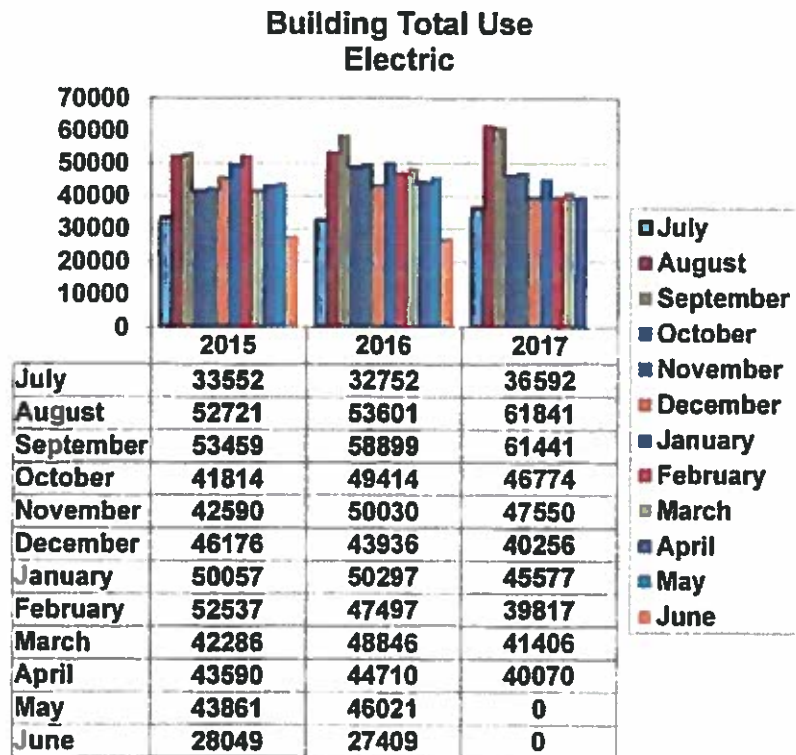


All Utilities Cost Increased by \$5,219.34

Cost Year	Total
2015	58315.96
2016	63663.95
2017	57754.40
Grand Total	179734.31

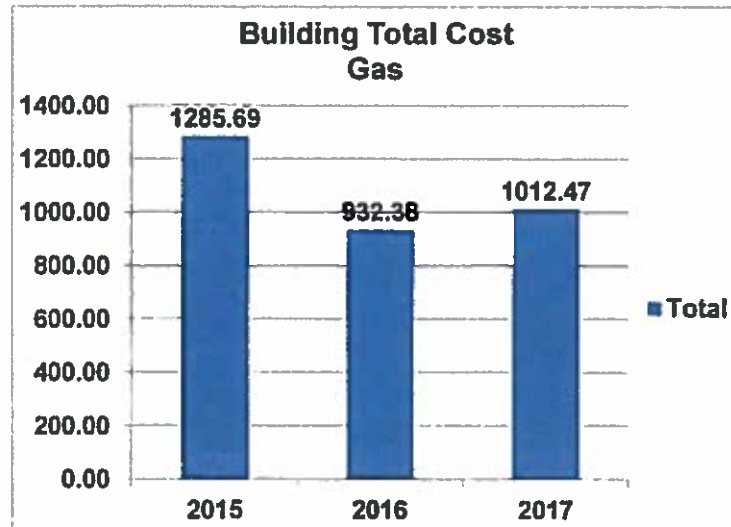


Use Year	Grand Total
2015	530692.00
2016	553412.00
2017	461324.00
Grand Total	1545428.00

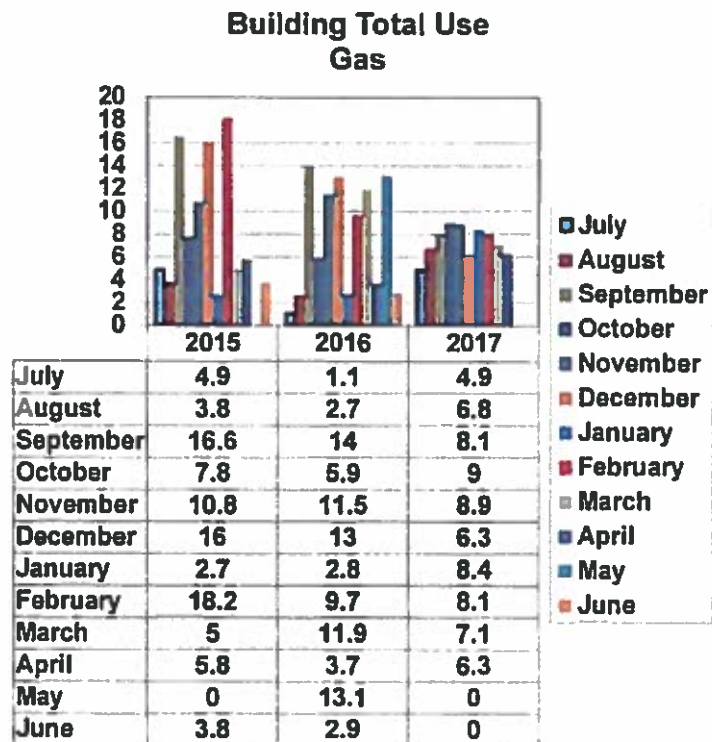


Total Electric Cost Increased by \$5,347.99
Total Electric Use 22,720 KWH
Cost Per KWH in 2015 - \$.1098
Cost Per KWH in 2016 - \$.1150

Cost Year	Total
2015	1285.69
2016	932.38
2017	1012.47
Grand Total	3230.54

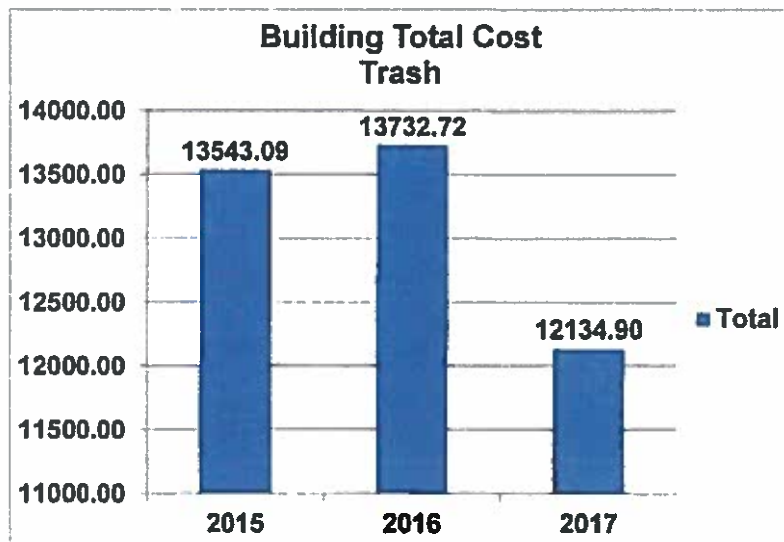


Use Year	Grand Total
2015	95.40
2016	92.30
2017	73.90
Grand Total	261.60

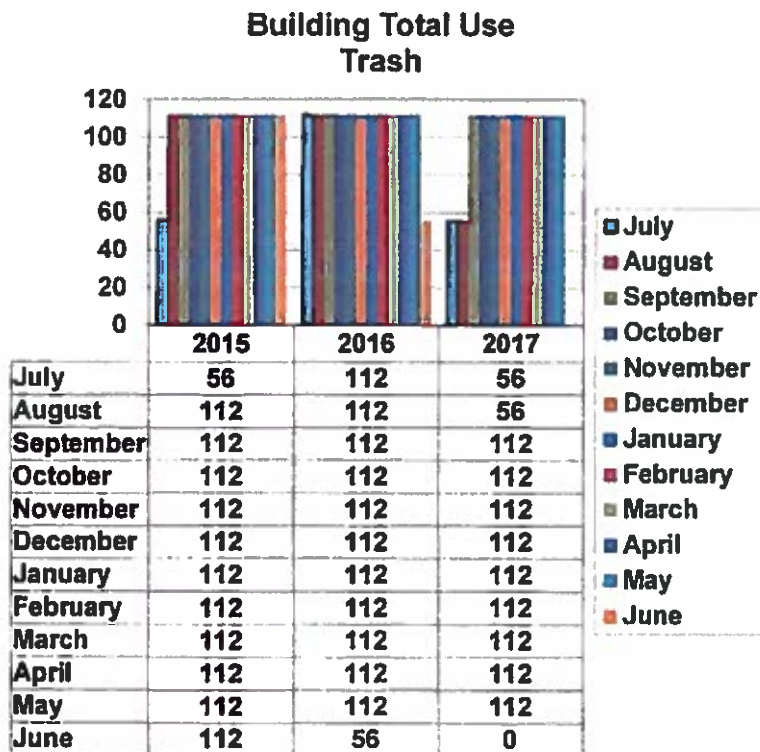


Total Gas Cost Decreased by \$353.31
 Total Gas Use Decreased by 3.1 MCF
 Gas Cost Per MCF in 2015 - \$13.47
 Gas Cost Per MCF in 2016 - \$10.10

Cost Year	Total
2015	13543.09
2016	13732.72
2017	12134.90
Grand Total	39410.71

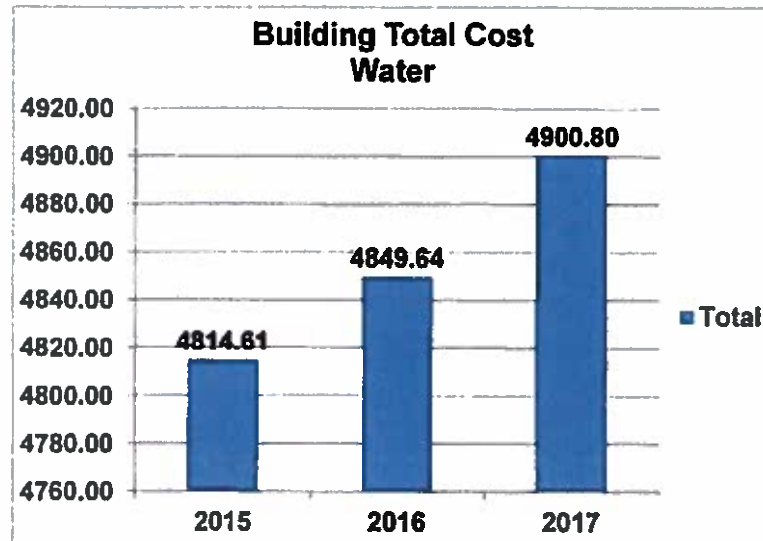


Use Year	Grand Total
2015	1288.00
2016	1288.00
2017	1120.00
Grand Total	3696.00

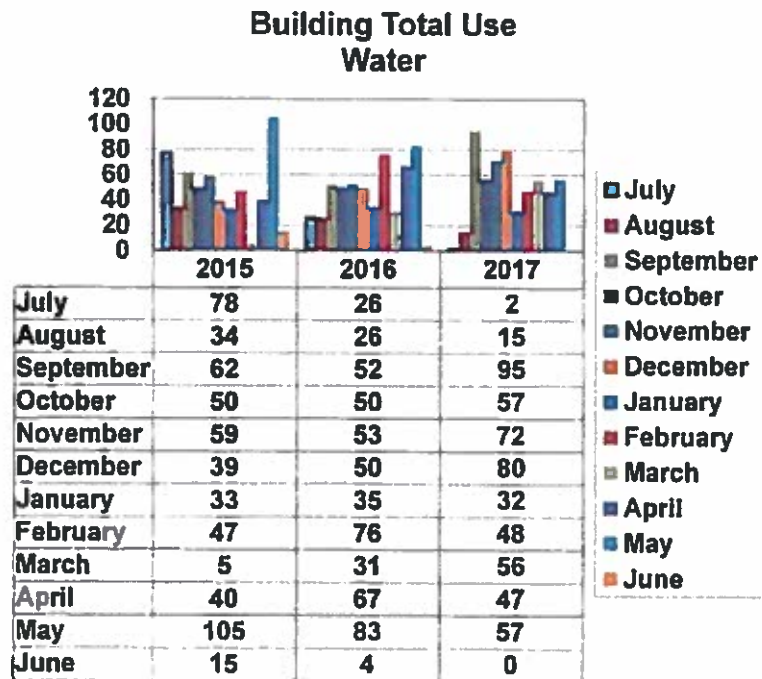


Total Trash Cost increased by \$189.63
Total Trash Use Stayed the Same
Cost Per Cubic Yards in 2015 - \$10.51
Cost Per Cubic Yards in 2016 - \$10.67

Cost Year	Total
2015	4814.61
2016	4849.64
2017	4900.80
Grand Total	14565.05



Use Year	Grand Total
2015	567.00
2016	553.00
2017	561.00
Grand Total	1681.00



Total Water Cost Increased by \$35.03
Total Water Use Decreased by 14KGAL
Cost Per KGAL in 2015 - \$8.49
Cost Per KGAL in 2016 - \$8.77

Month	2017		2016		2015	
	HDD	CDD	HDD	CDD	HDD	CDD
Jan	712	0	996	0	977	0
Feb	496	3	758	0	1056	0
Mar	549	3	358	8	554	0
Apr	146	63	252	31	209	22
May	112	88	161	69	44	175
Jun	7	20	3	240	9	271
Jul	0	0	0	342	0	319
Aug	0	0	0	371	2	239
Sep	0	0	15	219	37	141
Oct	0	0	130	57	244	5
Nov	0	0	441	16	380	12
Dec	0	0	784	0	442	1
Grand Total	2022	177	3898	1353	3954	1185

Heating degree day (HDD) is measurement designed to reflect the demand for energy needed to heat a home or Business. It is derived from measurements of outside air Temperature. The heating requirements for a given structure at a specific location are considered to directly proportional to the number of HDD at that location. A similar measurement, cooling degree day (CDD), reflects the amount of energy used to cool a home Or business.

