


JEFFERSON COUNTY PUBLIC SCHOOLS
VISION 2020

EXCELLENCE
With EQUITY



The Journey

Donna M. Hargens, Ed.D.


Superintendent

May 23, 2017

JEFFERSON COUNTY PUBLIC SCHOOLS

VISION 2020


EXCELLENCE
With EQUITY




JEFFERSON COUNTY PUBLIC SCHOOLS

VISION 2020

EXCELLENCE
With EQUITY





Learning, Growth, and Development
Increasing Capacity and Improving Culture
Improving Infrastructure and Integrating Systems



Vision

All JCPS students graduate prepared, empowered, and inspired to reach their full potential and contribute as thoughtful, responsible citizens of our diverse, shared world.



I SEE

Vision 2020



JEFFERSON COUNTY PUBLIC SCHOOLS

VISION 2020

EXCELLENCE
With EQUITY



Dr. Marty Pollio

JEFFERSON COUNTY PUBLIC SCHOOLS


VISION 2020

EXCELLENCE
With EQUITY



Class of 2017

Board Data Dashboard



JCPS At-A-Glance

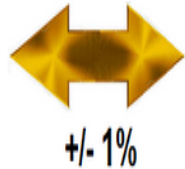
[Slide Show](#)

Through School Day: 173

Through School Date: 05/22/2017

Avg. Daily Attendance Rate YTD

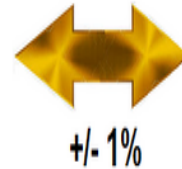
PY:
93.7%



CY:
93.7%

Staff Avg. Daily Attendance Rate

PY:
94.8%



CY:
94.7%

Total Behavior Incidents


CY: 205,591



PY: 146,049

Total Unexcused Absences YTD

PY:
586,715



CY:
606,925

Staff Capacity

As of 3-10-2017		
Positions Filled	6,638	
Minority Filled	1,047	15.8%
Vacant / Efficiency Rate	64	99.0%


Total Suspensions

CY: 21,737



PY: 19,441

Student Attendance



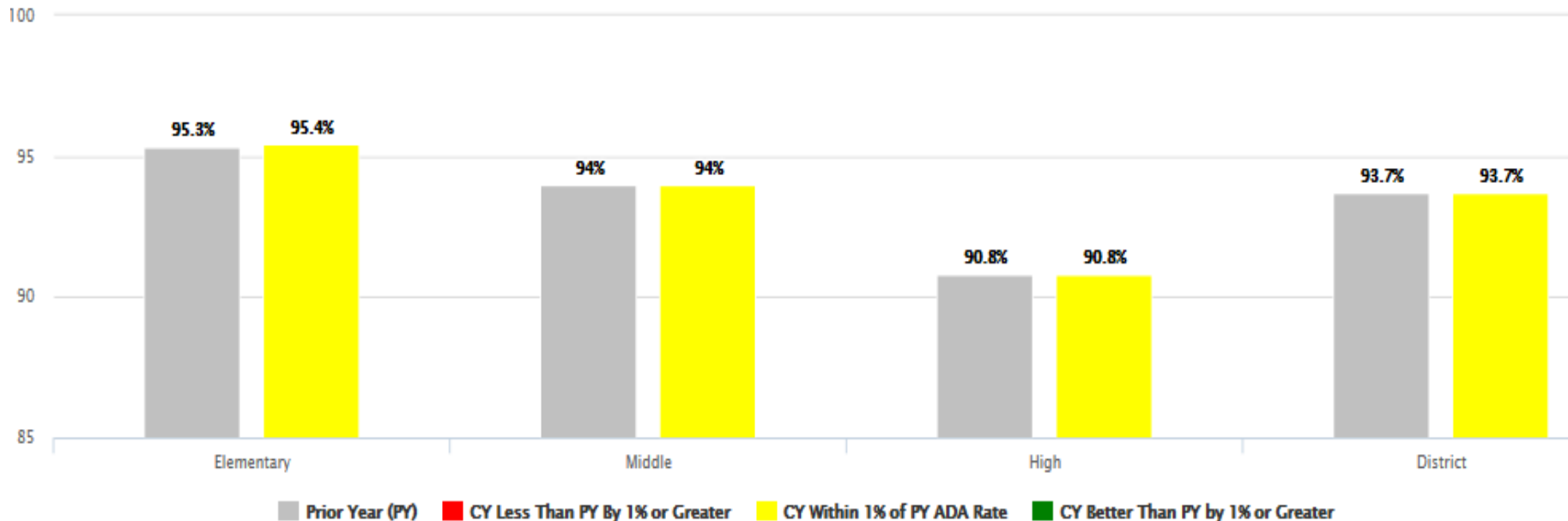
JCPS At-A-Glance

Through 173 School Days (05/22/2017)




Student Average Daily Attendance Rates

Average Daily Attendance Rate YTD



Staff Attendance



JCPS At-A-Glance

Through 173 School Days (05/22/2017)




Staff Average Daily Attendance Rate

Staff Average Daily Attendance Rate YTD



Student Behavior



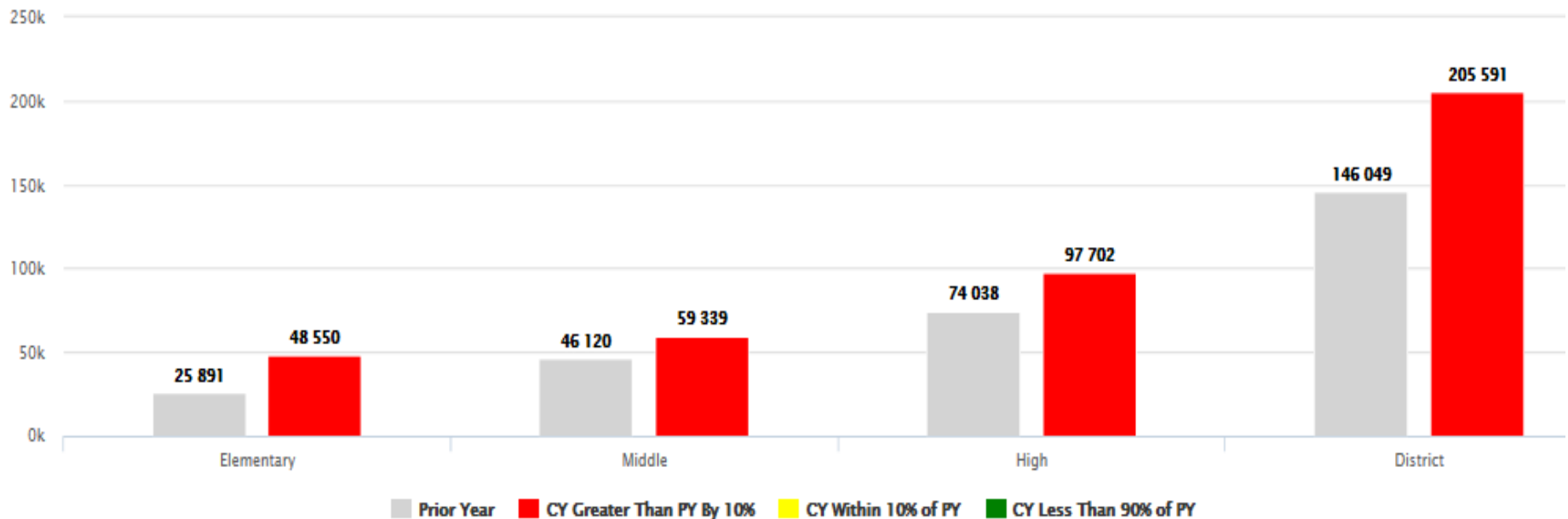
JCPS At-A-Glance

Through 173 School Days (05/22/2017)




Total Behavior Occurrences

All Students Involved in All Behavior Events




Student Behavior



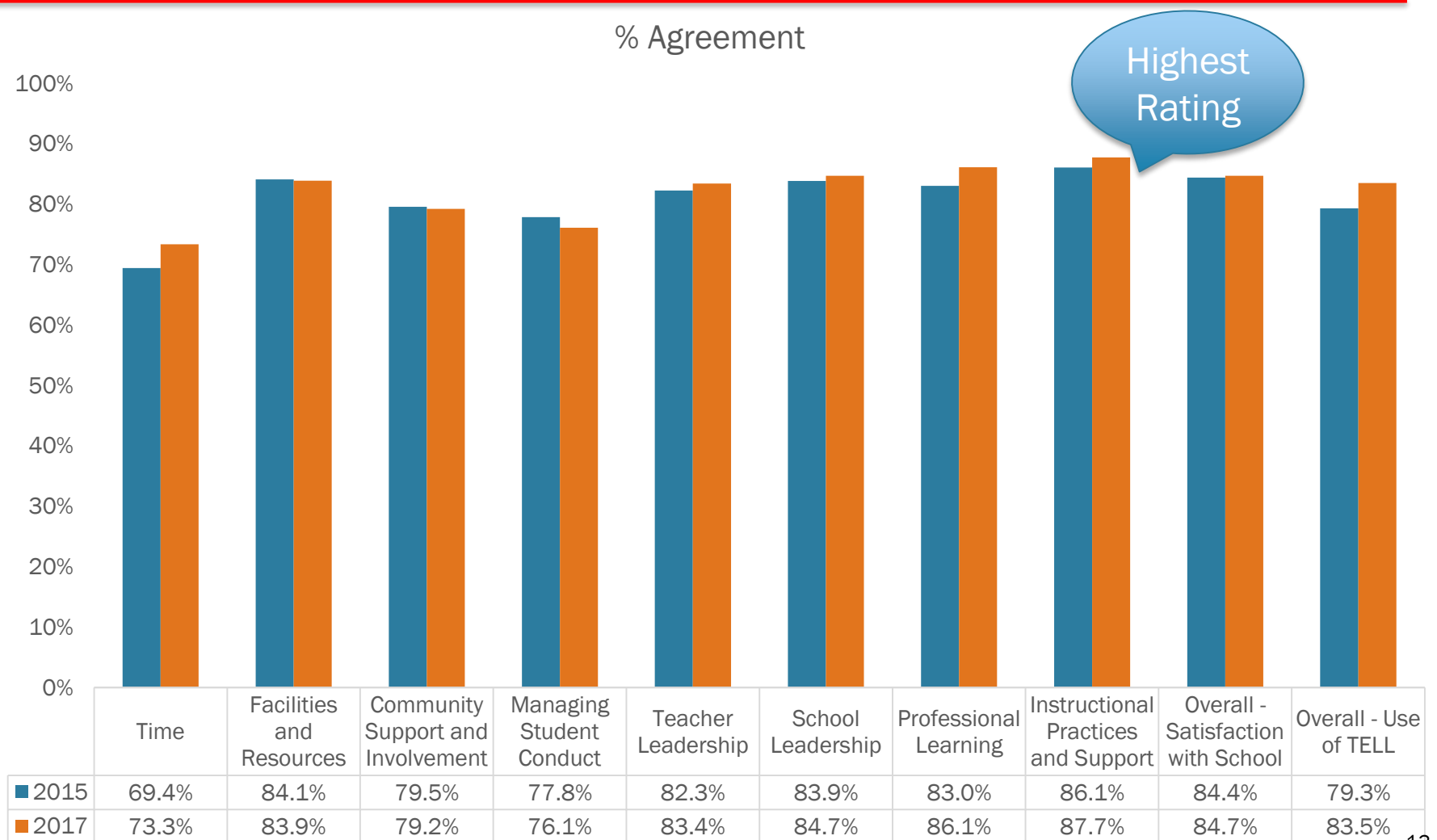

- Failure to respond is one of the top events for all levels
- Student Conference is one of the top resolutions for all levels

	Top 3 Events	Top 3 Resolutions
Elementary	Failure to respond Fighting Intentional Throwing	Student Conference Phone Call Positive Action Center
Middle	Failure to respond Fighting Horseplay	Student Conference ISAP Partial Day Out of School Suspension
High	Unexcused tardiness Failure to respond Nonattendance to class	ISAP Partial Day Student Conference Detention


TELL Survey Results



TELL Survey Results



TELL Survey Results




Highest Rated (Top 5)

The curriculum taught is aligned with Kentucky Core Academic Standards.	98.0%
Teachers use assessment data to inform their instruction.	95.7%
Teachers have access to reliable communication technology	95.3%
Teachers work in PLCs to develop and align instructional practices.	94.8%
Teachers are encouraged to reflect on their own practice.	94.7%

Lowest Rated (Bottom 5)

State assessment data are available in time to impact instructional practices	67.4%
Class sizes are reasonable	66.0%
Efforts are made to minimize the amount of routine paperwork	65.6%
Parents/guardians are influential decision makers in this school	62.5%
Students at this school follow rules of conduct.	59.9%

TELL Survey Results



Most Improved (5+ % increase)

	2017	2015	DIFF
Efforts are made to minimize the amount of routine paperwork	55.9%	65.6%	9.7%
Professional learning is evaluated and results are communicated	68.0%	76.8%	8.8%
Teachers are protected from duties that interfere with their essential role	76.1%	81.8%	5.7%
Decision making about professional learning is guided by PGES	82.9%	88.4%	5.5%


Biggest Decrease (5%)

	2017	2015	DIFF
Students at this school follow rules of conduct	64.9%	59.9%	-5.0%

JEFFERSON COUNTY PUBLIC SCHOOLS

VISION 2020

EXCELLENCE With EQUITY



FOSTERING RESILIENCY 2016-17 : LOUISVILLE LINKED DATA REPORT



Key Findings

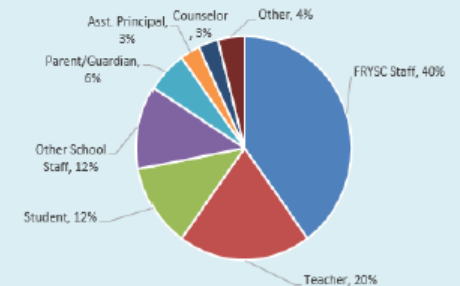
- 80,761 links were made across 146 JCPS schools/sites through the 9th Pupil Month.
- 26,287 students have been linked with a resource to help meet a need.

Cumulative Number of Students Served and Links Made

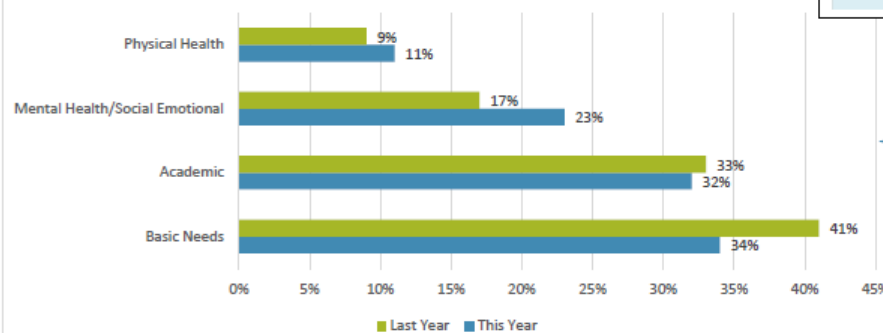
Through Pupil Month 9

26,287 Students were linked with a resource
80,761 links were made

Who is making the referrals?



Types of Links: This Year vs. Last Year




Note: Mental Health and Physical Health Needs have increased this year compared to last year.

JEFFERSON COUNTY PUBLIC SCHOOLS

VISION 2020

EXCELLENCE With EQUITY



Supporting Children in Louisville, Cradle to Career A Partnership with the Harvard Education Redesign Lab

Since the early 2000's, Louisville has been focused on education as one of the most important drivers for community change. Early work by the mayor's Education Roundtable and Business Leaders for Education led to an ambitious goal in July 2009: that 50 percent of Louisville's working-age population will hold an associate's degree or higher by 2020.


LOUISVILLE'S LONG-TERM VISION FOR CHILDREN

In May 2010, members of the roundtable signed the historic Greater Louisville Education Commitment, focused on five key objectives:

1. Create and support a college-going culture.
2. Use the business community's unique points of leverage to accelerate attainment.
3. Prepare students for success in college, career, citizenship, and life.
4. Make postsecondary education accessible and affordable.
5. Increase educational persistence, performance, and progress.

Since then, under the leadership of a local organization, 55,000 Degrees, and the mayor's Cradle to Career effort, the community has been working to address the academic and non-academic barriers to postsecondary completion, including the effects of poverty and the cost of college. Louisville also stresses the need for equity, to resolve "historic disparities based on race,

ethnic origin, socioeconomic status, and other factors that have an impact on college attainment." Concurrently, the Jefferson County Board of Education adopted a new five-year strategic plan, Vision 2020: Excellence with Equity, to develop and implement structures supporting social, emotional, and intellectual knowledge and skills needed to thrive in college, career, community, and life. Targets include kindergarten readiness, early literacy, and college/career readiness.



Mayor Greg Fischer



INITIAL FOCUS AREAS FOR BY ALL MEANS

The *By All Means* initiative in Louisville is focused on developing a robust, shared-governance structure that catalyzes efforts to support students' social-emotional, out-of-school time, and personalized learning needs. This work will build on the existing Cradle to Career effort. The Behavioral Health Working Group is working to identify a project that addresses one of the highest needs identified in the JCPS strategic plan. Simultaneously, the cabinet is undertaking an extensive asset-mapping project to identify all of the services currently being provided to school-age children; it will use this information to optimize results by addressing redundancies and gaps in service offerings.

JEFFERSON COUNTY PUBLIC SCHOOLS

VISION 2020

EXCELLENCE
With EQUITY




THEFUND
FOR TRANSFORMING EDUCATION

Carter G. Woodson Academy

JEFFERSON COUNTY PUBLIC SCHOOLS


VISION 2020

EXCELLENCE
With EQUITY



JEFFERSON COUNTY PUBLIC SCHOOLS

VISION 2020



We can provide SUCCESS for every student!