



FLOYD COUNTY BOARD OF EDUCATION
Dr. Henry Webb, Superintendent
106 North Front Avenue
Prestonsburg, Kentucky 41653
Telephone (606) 886-2354 Fax (606) 886-8862
www.floyd.kyschools.us

Sherry Robinson- Chair - District 5
Dr. Chandra Varia, Vice-Chair - District 2
Linda C. Gearheart, Member - District 1
William Newsome, Jr., Member - District 3
Rhonda Meade, Member - District 4

Student Support: Receive Utility Report for Allen Central Middle/ Duff Elementary.

Applicable Statue(s), etc.: N/A

Fiscal Budgetary Impact:

2014/2015 SY (July 14-June 15) \$124,246.38

2015/2016 SY (July 15-June 16) \$129,508.46

History / Background:

April 2017

Board received utility report for South Floyd.

Staff Recommendation: To accept report as presented.

Contact Person:

Gregory Adams

Director of Facilities

(606) 874-9569


Director


Superintendent

DATE: May 22, 2017

Utility Report

May 22, 2017



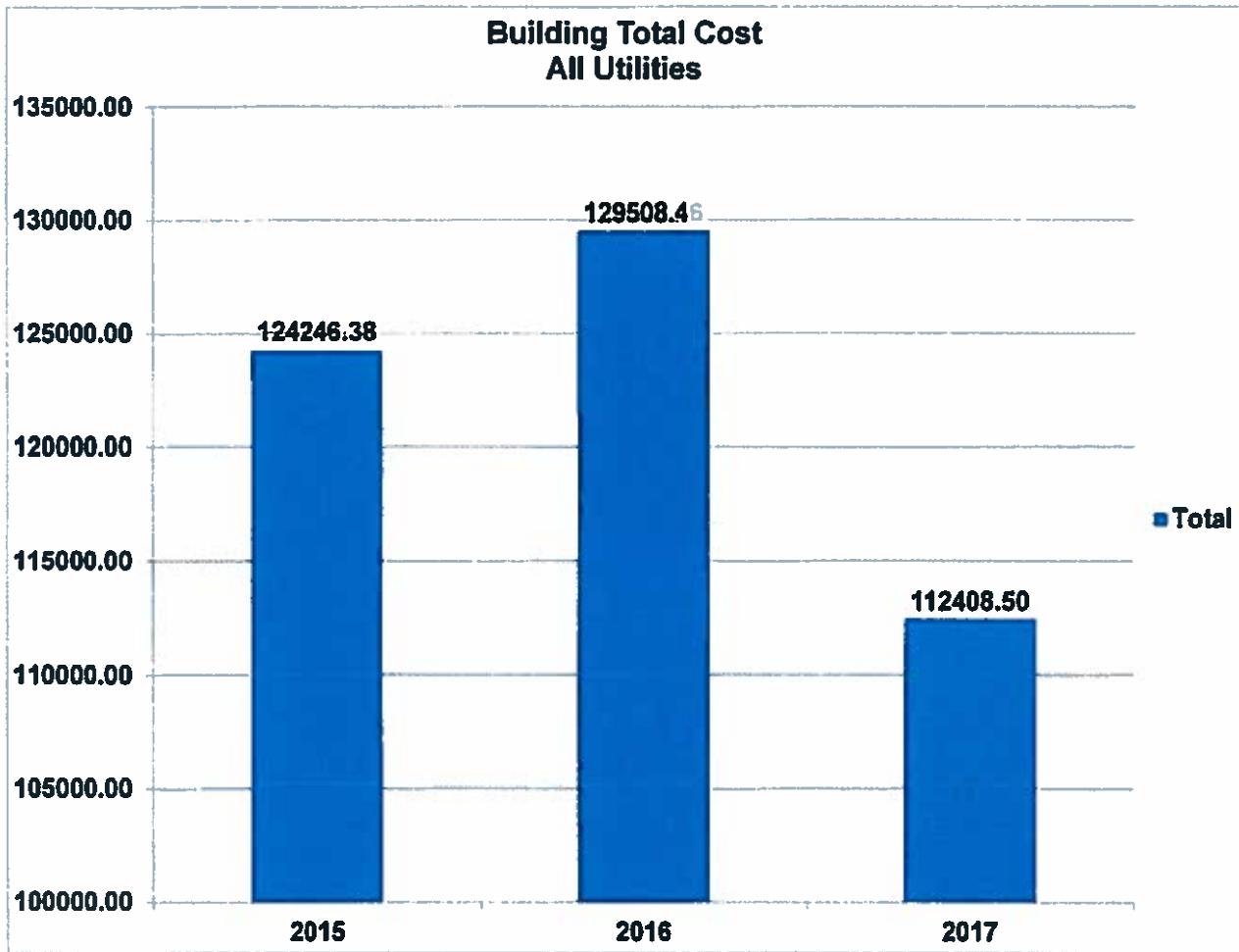
Allen Central Middle/Duff

2014-2015 / 2015-2016

School Years

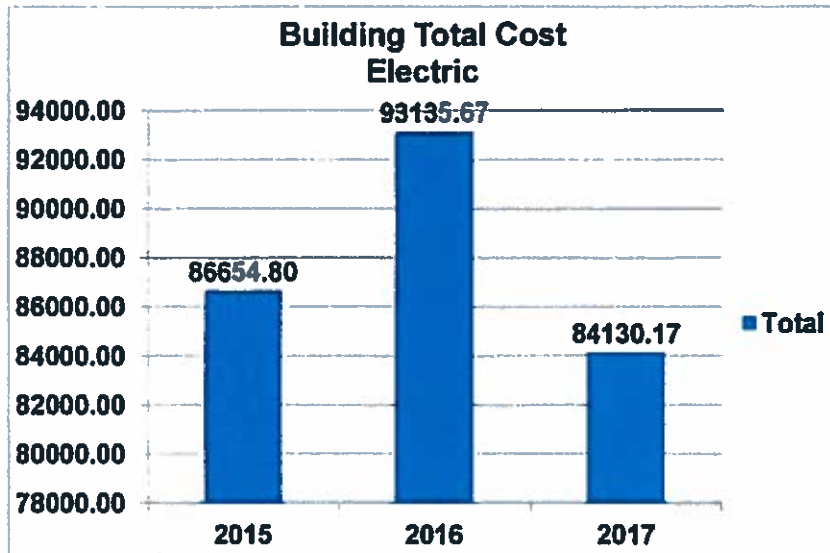


Cost Year	Total
2015	124246.38
2016	129508.46
2017	112408.50
Grand Total	366163.34

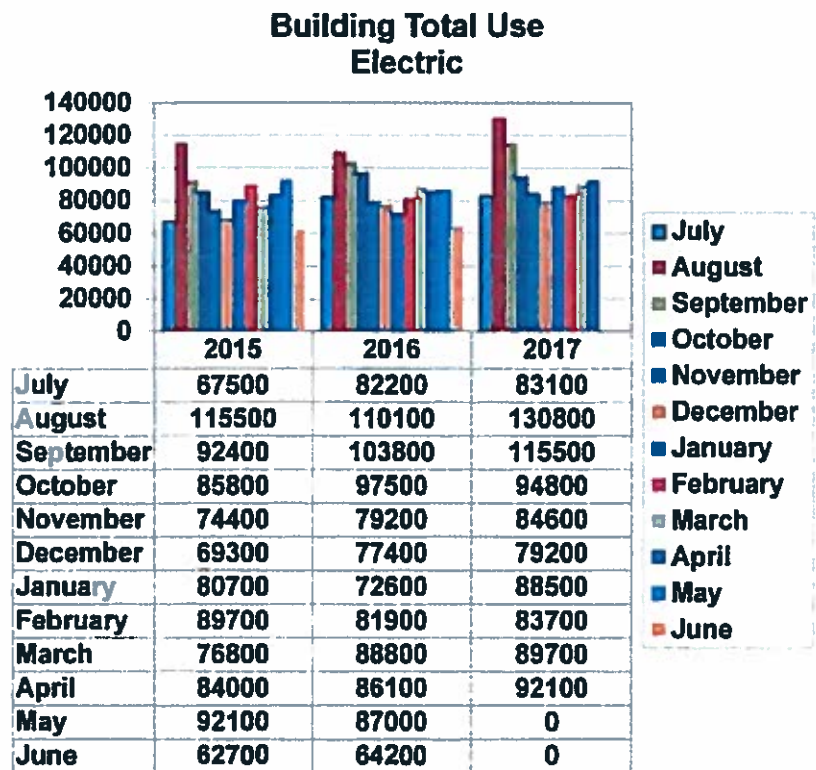


All Utilities Increased by \$5,262.08

Cost Year	Total
2015	86654.80
2016	93135.67
2017	84130.17
Grand Total	263920.64

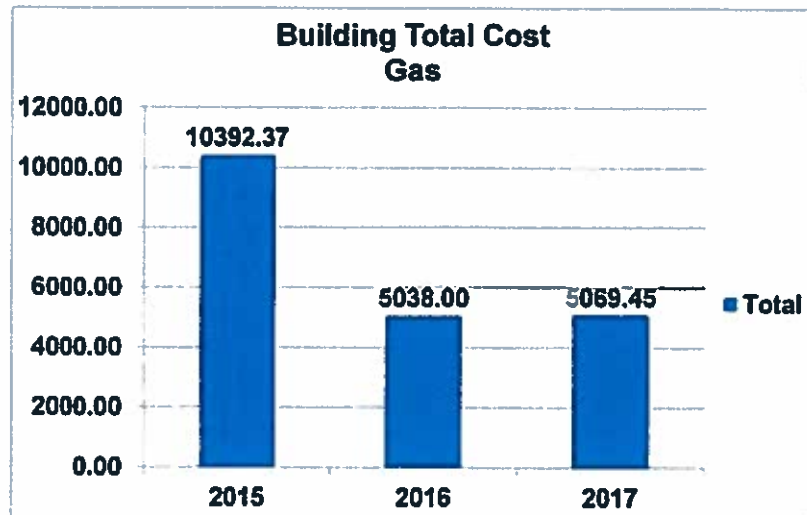


Use Year	Grand Total
2015	990900.00
2016	1030800.00
2017	942000.00
Grand Total	2963700.00

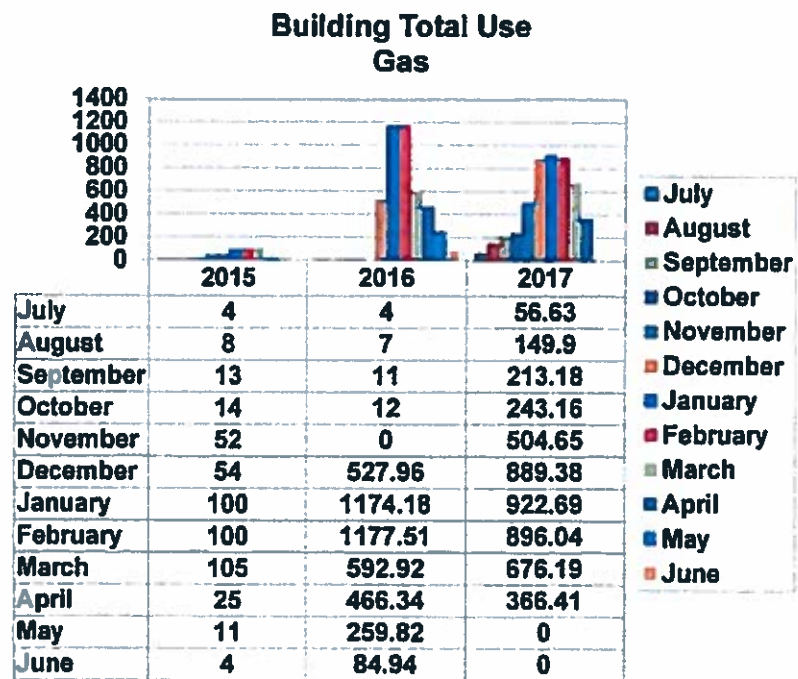


Total Electric Cost Increased by \$6,480.87
 Total Electric Use Increased by 39,900 KWH
 Cost per KWH in 2015 - \$.0875
 Cost per KWH in 2016 - \$.0903

Cost Year	Total
2015	10392.37
2016	5038.00
2017	5069.45
Grand Total	20499.82



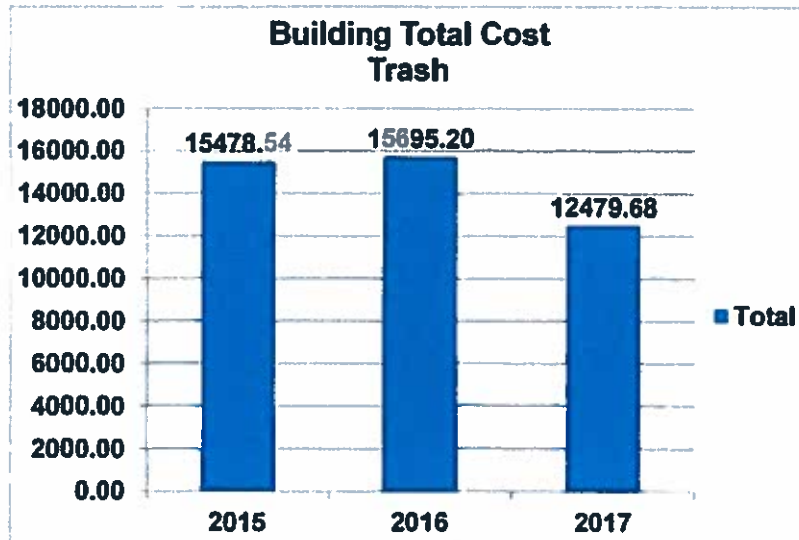
Use Year	Grand Total
2015	490.00
2016	4317.67
2017	4918.23
Grand Total	9725.90



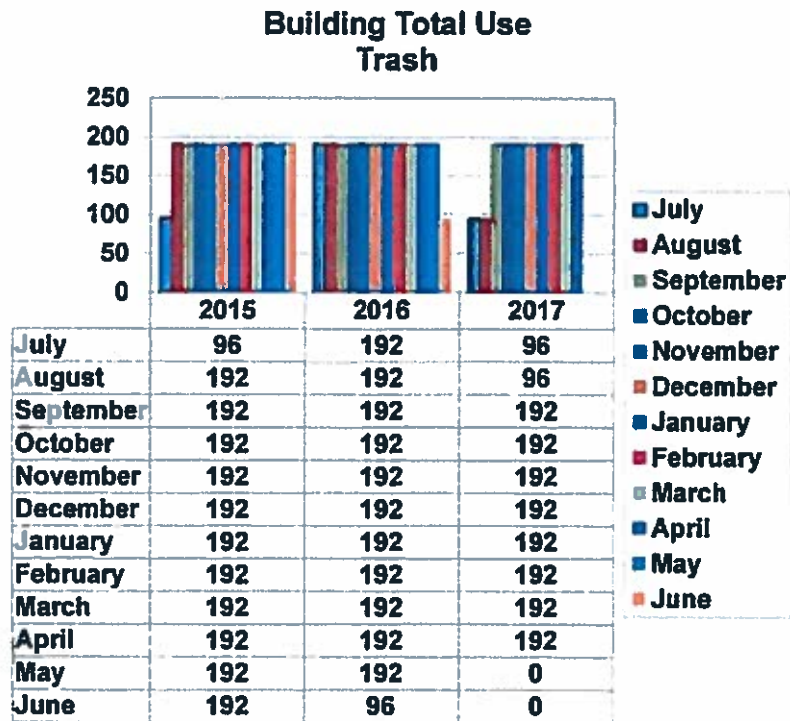
Changed from MCF to CCF in 2015

Due to change from MCF to CCF we do not have a baseline to compare with.

Cost		
Year		Total
2015		15478.54
2016		15695.20
2017		12479.68
Grand Total		43653.42

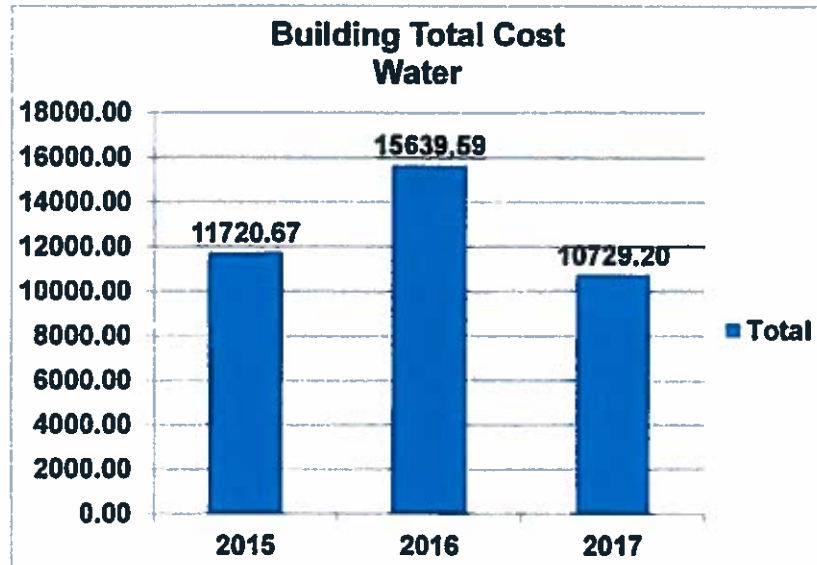


Use		
Year		Grand Total
2015		2208.00
2016		2208.00
2017		1728.00
Grand Total		6144.00

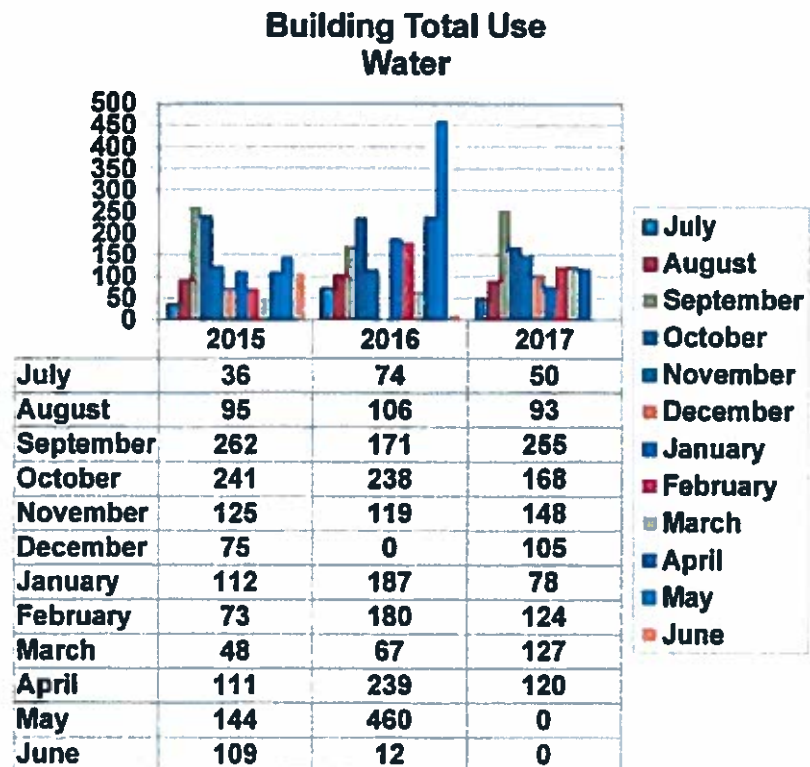


Total Trash Cost Decreased by \$216.66
 Total Trash Use Stayed the Same
 Trash Cost Per Cubic Yards in 2015 - \$7.01
 Trash Cost Per Cubic Yards in 2016 - \$7.11

Cost	
Year	Total
2015	11720.67
2016	15639.59
2017	10729.20
Grand Total	38089.46



Use	
Year	Grand Total
2015	1431.00
2016	1853.00
2017	1268.00
Grand Total	4552.00



Total Water Cost Increased by \$3,918.92
 Total Water Use Increased by 422 KGAL
 Total Water Cost Per KGAL in 2015 - \$8.19
 Total Water Cost Per KGAL in 2016 - \$8.44

Month	Year Data		2016		2015	
	HDD	CDD	HDD	CDD	HDD	CDD
Jan	712	0	996	0	977	0
Feb	496	3	758	0	1056	0
Mar	549	3	358	9	554	0
Apr	146	63	252	31	209	22
May	45	4	161	69	44	175
Jun	0	0	3	240	9	271
Jul	0	0	0	342	0	319
Aug	0	0	0	371	2	239
Sep	0	0	15	219	37	141
Oct	0	0	130	57	244	5
Nov	0	0	441	16	380	12
Dec	0	0	784	0	442	1
Grand Total	1948	73	3898	1354	3954	1185

Heating degree day (HDD)
Is measurement designed to reflect the demand for energy needed to heat a home or Business. It is derived from measurements of outside air Temperature. The heating requirements for a given structure at a specific location are considered to directly proportional to the number of HDD at that location. A similar measurement, cooling degree day (CDD), reflects the amount of energy used to cool a home Or business.

