


2015 Impact Report



For almost four decades, Children, Inc. has been a leader in the issues of early childhood development. And we've made a significant impact.


Number of children served in 2015:

944 in child care centers **1,714** in our school age services
468 were low income **408** were low income

2015-16 STUDENT OUTCOMES


for children enrolled in a Children, Inc. center for at least one year:

92%



of children demonstrated or exceeded age appropriate self-regulation

91%



of children demonstrated or exceeded age appropriate initiative

95%



of children met or exceeded age appropriate cognitive skills like matching and counting

93%



of children met or exceeded age appropriate language skills like reading comprehension and naming objects

91%



of children were securely attached to an adult in their lives

91%



of children met or exceeded age appropriate fine motor skills like writing and manipulating small objects

93%



of children met or exceeded age appropriate gross motor skills like moving large objects

93%



of children demonstrated or exceeded age appropriate social emotional competencies

As measured with the Learning Accomplishment Profile-Diagnostic Edition (LAP-D) and the Devereux Early Childhood Assessment (DECA).