

# JCPS EARLY CHILDHOOD PROGRAMS

## Board Update

*February 21, 2017*



# Introduction of New Director

## **Rina Gratz, JCPS Early Childhood Director**

- Strong Background in Early Childhood
- Worked for Kentucky Department of Education (KDE) in numerous roles
- Launched the first ever Title III Department (ESL) for the State of Kentucky while working for KDE
- Previously Served as a Priority School Manager for JCPS
- Most recently served as Principal at Wilkerson Elementary

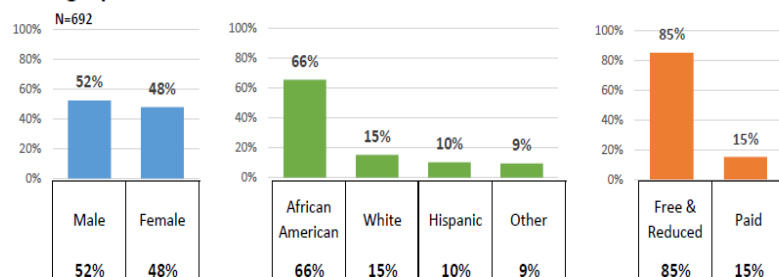
# Update on Kindergarten Readiness Camps

- 10 locations (6 JCPS sites and 4 Archdiocese sites)
- 50 classrooms
- 983 incoming kindergarten students enrolled/served approximately 750 students
- Instructional day was 5 ½ hours for 4 weeks
- Curriculum was intentional, fun, engaging curriculum aligned with kindergarten readiness goals and EC Standards
- Family engagement component was incorporated via JCPS partnership with National Centers for Families Learning (NCFL)

# Update on K Readiness Camps

The summer K-Camp had 19 possible days of attendance. Initially, there were 983 applications submitted (either on-line or paper). Of the 983, there were 755 students with at least 1 day present (228 students submitted an application, but did not attend at least one day).

## Demographics

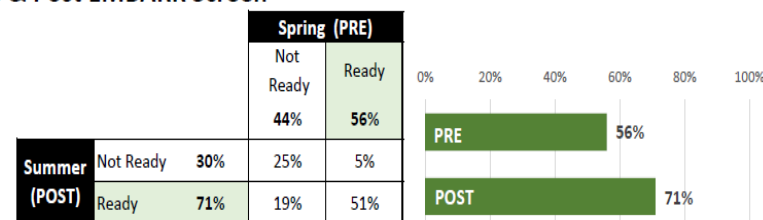


## Attendance

Of the 755 students:

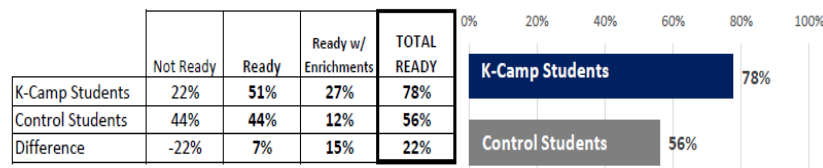
93	12%	5 days or fewer in attendance,
54	7%	at least 6 days and no more than 10 days in attendance,
144	19%	at least 10.5 days and no more than 15 days in attendance, and
464	61%	at least 15.5 days in attendance up to the maximum of 19 days in attendance
117	15%	perfect Attendance

## Pre & Post EMBARK Screen



## BRIGANCE Comparison with Control Group

A control group was computer generated that matched K-Camp participants with students that did not participate in K-Camp. The control group was based matched on the following criteria: current school, grade (current kindergartners), gender, race, and at-risk (qualifies for Free or Reduced Lunch Program). 500 students had a match.



## Conclusion

The Kindergarten Readiness Camps have been consistently correlated with high kindergarten readiness rates. (70.5% on the end of summer EMBARK assessment and **77.6%** on the Fall Brigance assessment).

# JCPS K Readiness vs. State K Readiness

		JCPS Readiness as compared to KY State Readiness					
		JCPS	KY		JCPS	KY	
		2015-2016	2015-2016		2016-2017	2016-2017	
State Funded Pre K		47.4	48.1		54.7	49.5	
Head Start		51.3	45.8		60.5	48.0	
Child Care		66.9	70.1		70.2	69.7	
Home		27.4	36.2		27.3	36.1	
Other		54.1	61.2		58.3	62.0	
Unknown		27.6	41.1		23.1	39.9	

# JCPS K Readiness 2015-16 vs. 2016-17

	2015-2016	2016-2017	Difference
All Students	47.9	51.6	3.7
Male	43.5	57.5	4.0
Female	52.5	55.9	3.4
White (Non-Hispanic)	54.9	56.1	1.2
African American	42.6	50.5	7.9
Hispanic	27.6	28.1	0.5
Asian	65.2	67.4	2.2
American Indian or Alaska Native	41.7	64.3	22.6
Native Hawaiian or Other Pacific Islander			
Two or more races	55.4	56.5	1.1
Limited English Proficiency	21.5	23.8	2.3
Free Reduced Price Meals	39.0	42.2	3.2
Students with Disabilities	27.1	32.2	5.1

Gains in every  
Demographic  
Area

Greatest Area  
of Need

# Kindergarten Readiness Focus

## Why did we see gains?

- New Big Day Curriculum
- Use of Formative Assessment
- Targeted Feedback to Teachers
- Professional Learning Communities (PLCs)
- Community partners (i.e. Metro United Way and NCFL)
- Expansion of Summer Kindergarten Readiness Camps

## What are we doing to ensure continuous improvement?

- Implement new curriculum with fidelity
- Incorporate PLCs across the district in Centers and School sites
- Ongoing Instructional Coaching for Early Childhood Teachers
- Continue with Summer Kindergarten Readiness Camps

# 4-Year-Old Enrollment in JCPS Early Childhood Programs

School Year	Enrollment
2014-2015	2,382*
2015-2016	2,265*
2016-2017	2,644**

\* Cumulative End-of-Year Enrollment

\*\* Cumulative To-Date Enrollment



# Update on New Grant and Blended Classrooms

- Increase number of Certified Teachers
- Student Placement – closer to home
- Increase in Instructional Minutes (5 days a week)
- Reduced number of Half-Day Programs

## Update on New Grant and Blended Classrooms

- Consolidation of 10 different work calendars into one work calendar (Teachers, Instructional Assistants, etc. all on 7 hour, 187 day calendar)
- Reduction of single classroom sites across the district
- Additional Site Administrator, 4 Counselors, 2 Instructional Coaches, and 3 Bilingual Associate Instructors have been added to the Early Childhood team to support classrooms

# Future Needs for Early Childhood

- Continued Consolidation of EC Classrooms into fewer sites/Establish Early Childhood Centers
- Increased Behavioral/Mental Health Supports
- Continue to address staffing needs (recruitment and retention)
- Increased Support for Dual Language Learners
- Align Programs to new Head Start Standards

# Head Start Board Governance Training

<https://youtu.be/BtdAZsiGljQ>



# QUESTIONS FROM THE BOARD

---