



# JEFFERSON COUNTY PUBLIC SCHOOLS AND LOUISVILLE METRO GOVERNMENT

## JOINT COMMITMENT TO IMPROVE EDUCATION OUTCOMES



Mayor Greg Fischer  
Superintendent Donna Hargens  
Jefferson County Board of Education  
Meeting 2/7/2017






# LMG-JCPS Joint Commitment to Improve Education Outcomes



In November 2013, LMG and JCPS created a joint compact to make sure more children and young people are successful in school and life by ensuring they are:

- ☐ **Ready for School**
- ☐ **Successful in School**
- ☐ **Prepared to Succeed**




# LMG & JCPS Pledges



**Louisville Metro Government** will work every day to raise educational attainment and build a college-going and college-*completing* culture.


**Jefferson County Public Schools** will focus on the goals and strategies that will best prepare *all* of its students for college, career and life in a globally competitive environment.



# LMG & JCPS Collaboration



- Support and advocate for education
- Joint Meetings of the Superintendent's Cabinet and the Mayor's Cabinet
- Explore joint use of facilities
- Support extended learning opportunities
- Grant development
- Data sharing and coordination




# Joint Commitment Goals



Metric	2010	2011	2012	2013	2014	2015	2016	2017
K-Readiness				34.6	52.3	51.9	47.9	51.6
Cohort Graduation Rate (4yr)*	69.3	67.8	69.4	76.5	79.0	79.0	80.1	
Percent of graduates college ready (without Bonus)	31.0	32.0	45.2	51.3	60.5	63.1	63.4	
Percent of graduates going to college (Enroll 1 Year)**	65.0	66.0	62.0	61.0	62.0	58.0		

\*Grad Rate calculation changed from AFGR to Cohort in 2013

\*\*All data points updated from latest NSC report, 12/13/2016




# Louisville Context, 2011-2016



## In the past six years:

### □ 2011–Present


- Unemployment Rate fell from 10.4% to 3.5%
- 2,500 new businesses
- 55,000 new jobs
- 44.7% of people with college degrees
- \$9 billion of capital investment underway in city
- 10,000 people (16 and over) lifted out of poverty
- Selected for Racial Equity Here effort led by Living Cities and Government Alliance on Race Equity



# JCPS Context, 2015-16



- ❑ 100,600 Students attending 172 schools
- ❑ 32 National Merit Scholars
- ❑ Earned over \$156,000,000 in scholarships
- ❑ 47% White; 36% African American; 9% Hispanic; 4% Asian 4% Other
- ❑ 64% are eligible for free or reduced lunch
- ❑ 123 Languages Spoken
- ❑ 6,128 Homeless Students



# Challenges



- ❑ African-American unemployment rates are 2.5x as high as White unemployment rates: 11.8% vs 4.5%.
- ❑ More than 50% of children in Louisville start kindergarten already behind.
- ❑ In our high poverty schools, 28% of students are proficient in reading versus 66% in low poverty schools.
- ❑ There is a 74% gap between the lowest and highest reading proficiency school in Jefferson County.
- ❑ Across the district, only two in ten African American students on free and reduced-price meals are proficient in reading.





# Cradle to Career: Louisville

**CITYWIDE ACCOUNTABILITY FOR CRADLE-TO-CAREER SYSTEM**  
(Semiannual Convening by the Mayor to provide connectivity across system)

**KEY**  
MUW – Metro United Way  
JCPS – Jefferson County  
Public Schools  
55K – 55,000 Degrees  
KW - Kentuckiana Works

CONVENER

METRICS FOR POTENTIAL ACTION NETWORKS

FUNDERS  
OUTCOMES

MUW

JCPS

55K

KW

## Early Care and Education/ Kindergarten Readiness

**GOAL: 77% of Kindergarten students will enter ready for school by 2020**

Increase the number of children involved in quality early care settings and education programs and experiences  
Increase the quality of early care and education programs  
Increase parents' and caregivers' knowledge of and involvement in helping their children become ready for kindergarten  
Increase the number of children, families and schools participating in transitioning activities

Adults have the capabilities to ensure children are prepared

## K-12 Success

**GOAL: All students graduate prepared**

Increase student proficiency in every subject  
Increase percent of students graduating to 90% by 2020

School ready

Increase extended learning opportunities (i.e. OST programming)  
Increase percent of graduates that are college or career ready to 70% by 2020  
Increase percent of graduates going to college to 85% by 2020

## High School to Postsecondary Transition and Completion

**GOAL: 40% of working age adults holds bachelor's degree or higher and 10% holds associates degree by 2020**

Create college-going and completion culture  
Increase college readiness

College ready

Use business leverage, particularly to increase adult enrollment and completion  
Increase access and affordability  
Increase persistence and completion

## 21<sup>st</sup> Century Workforce and Talent

**GOAL: Improve median annual wages to top half of peer cities by 2020**

Improve labor market intelligence to gather & communicate key economic and jobs trend data  
Increase pipeline of skilled employees to regional employers  
Increase training, apprenticeships, and education programs that lead to high growth jobs at or above living wage  
Create a culture that supports career pathways from high school to postsecondary education to the workplace  
Improve capacity to connect qualified job seekers to the best jobs

Skills to launch careers that support thriving families

Curriculum and experiences that provide real world relevance

Build adult capabilities to improve outcomes for children

Campaign funds, donors & foundations

Local, state & federal


Foundations

Foundations

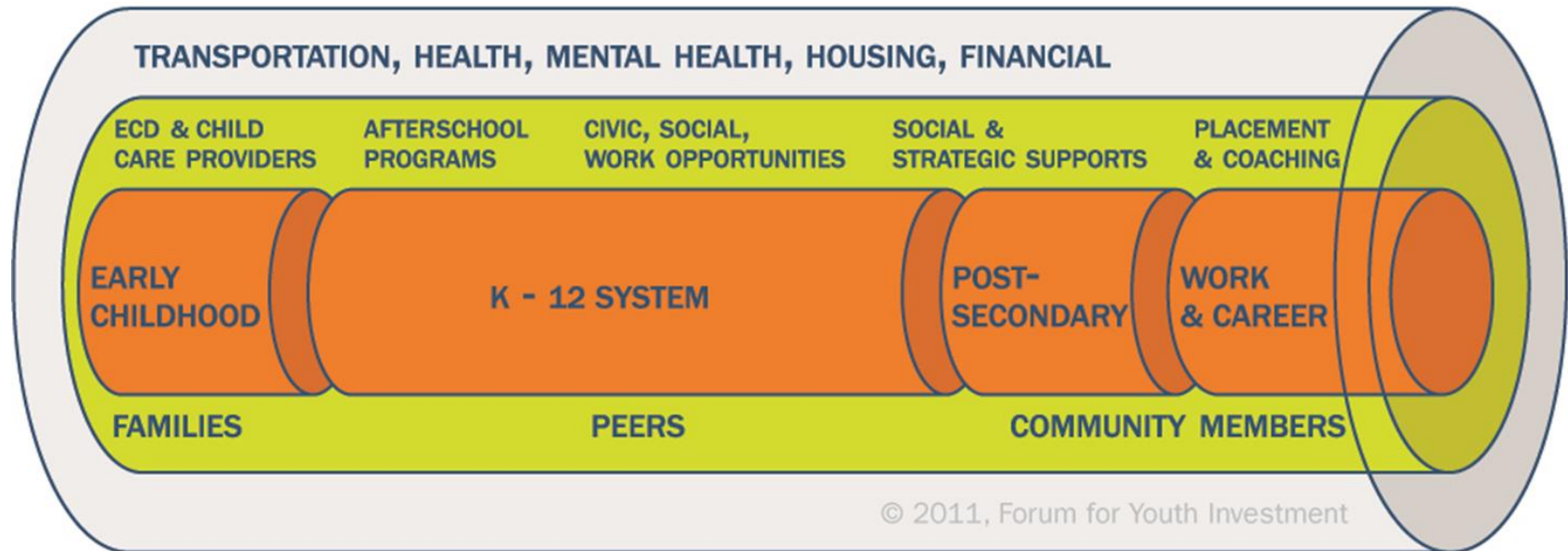
**Increased: ✓ school readiness ✓ high school graduation rates ✓ college/career readiness ✓ postsecondary success ✓ innovation ✓ employment**


Revised 11/16/15

For more information contact Katie Dailinger, Deputy Chief of Staff, Office of Mayor Greg Fischer,  
[Katie.dailinger@louisvilleky.gov](mailto:Katie.dailinger@louisvilleky.gov), (502) 574-2003



# Insulated Pipeline





## Primary Focus Areas

Personalize  
learning

**Customize education to the needs of each  
and every child**




Integrate  
services

**Integrate education with health and social  
services**


Out-of-school  
learning

**Provide all kids with access to high-quality  
out of-school learning opportunities**



# Cradle to Career Shared Governance





# Questions?

