



FLOYD COUNTY BOARD OF EDUCATION
Dr. Henry Webb, Superintendent
106 North Front Avenue
Prestonsburg, Kentucky 41653
Telephone (606) 886-2354 Fax (606) 886-8862
www.floyd.kyschools.us

Jeff Stumbo, Chair - District 3
Linda C. Gearheart, Member - District 1
Dr. Chandra Varin, Member - District 2
Rhonda Meade, Member - District 4
Sherry Robinson - District 5

Student Support: Receive Utility Report for May Valley Elementary.

Applicable Statue(s), etc.: N/A

Fiscal Budgetary Impact:

2014/2015 SY (July 14-June 15) \$97,576.41

2015/2016 SY (July 15-June 16) \$92,195.72

History / Background:

December 2016

Board received utility report for Adams Middle School.


Staff Recommendation: To accept report as presented.


Contact Person:

Gregory Adams

Director of Facilities

(606) 874-9569


Director


Superintendent

DATE: January 23, 2017

Utility Report


January 23, 2017



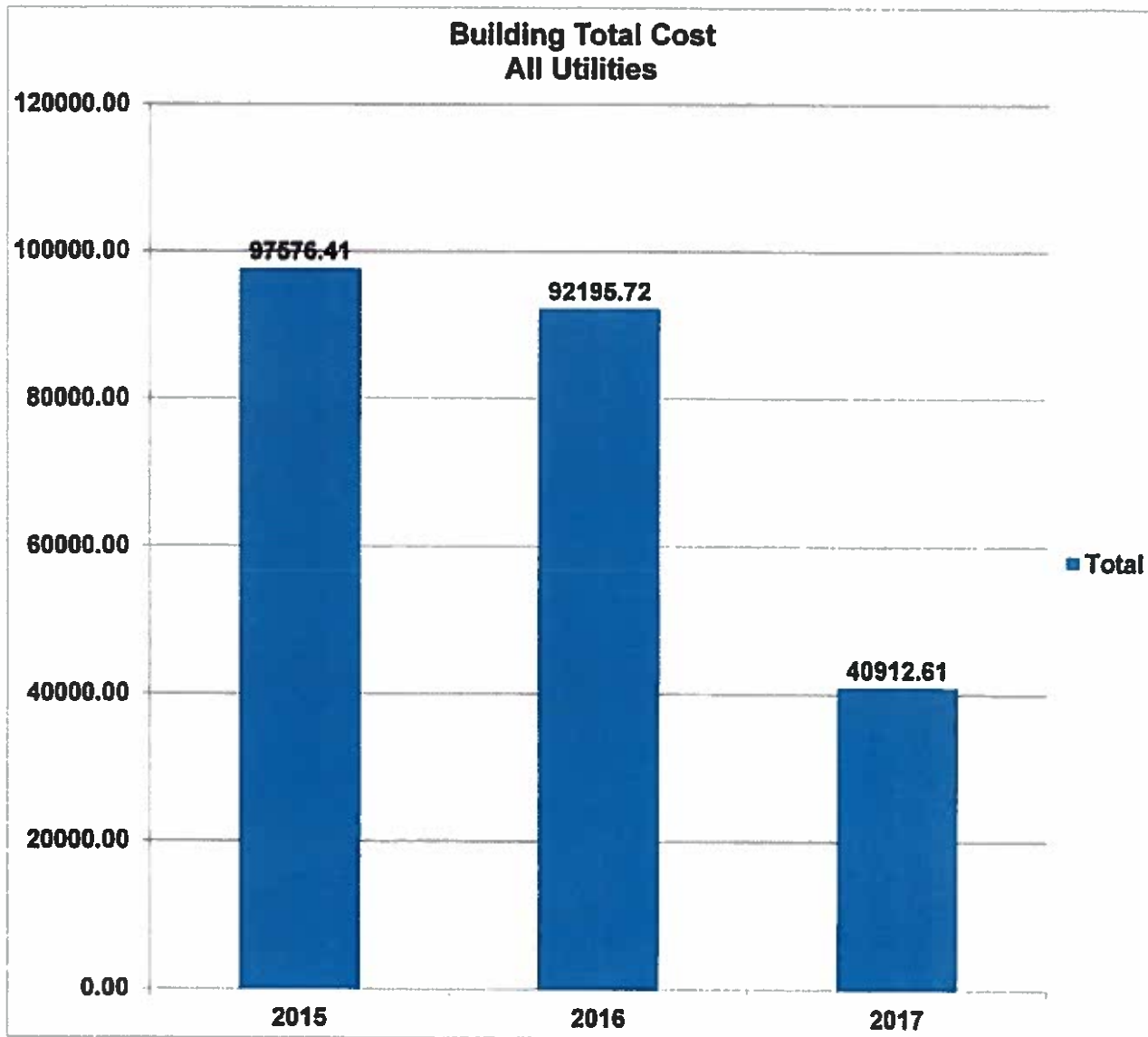
May Valley Elementary

2014-2015 / 2015-2016

School Years

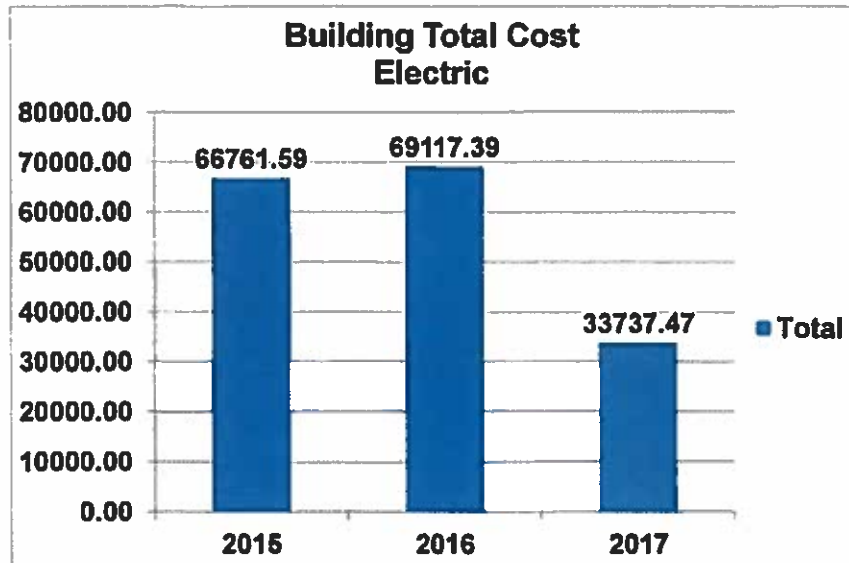


Cost Year	Total
2015	97576.41
2016	92195.72
2017	40912.61
Grand Total	230684.74

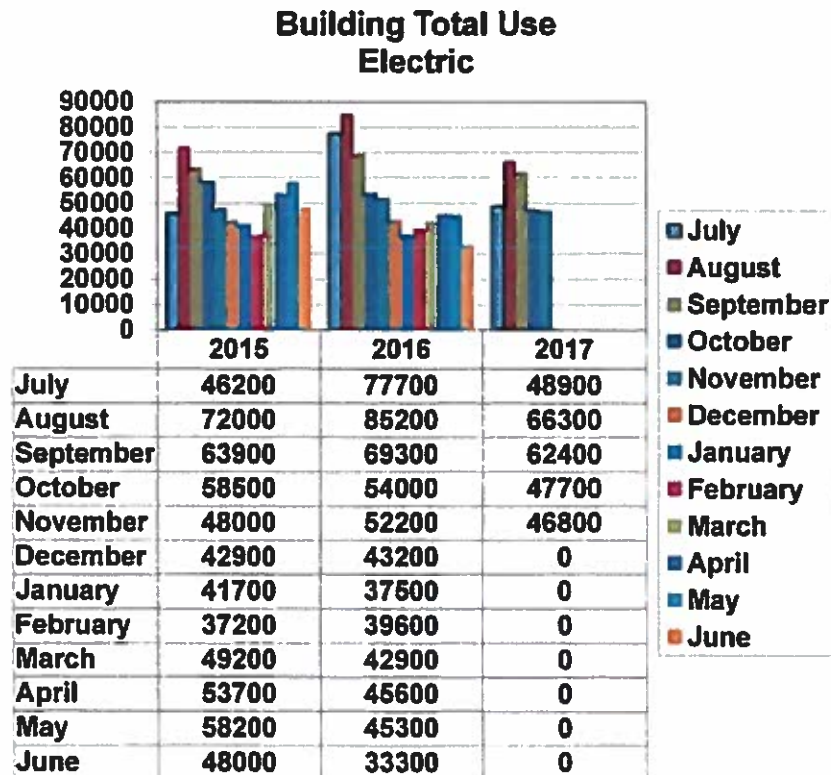


Total Utility Cost Decreased by \$5,380.69

Cost Year	Total
2015	66761.59
2016	69117.39
2017	33737.47
Grand Total	169616.45

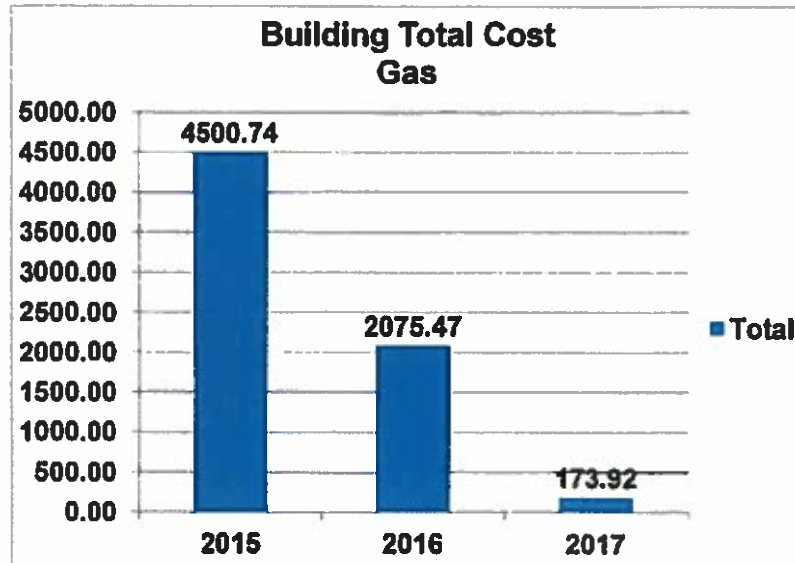


Use Year	Grand Total
2015	619500.00
2016	625800.00
2017	272100.00
Grand Total	1517400.00

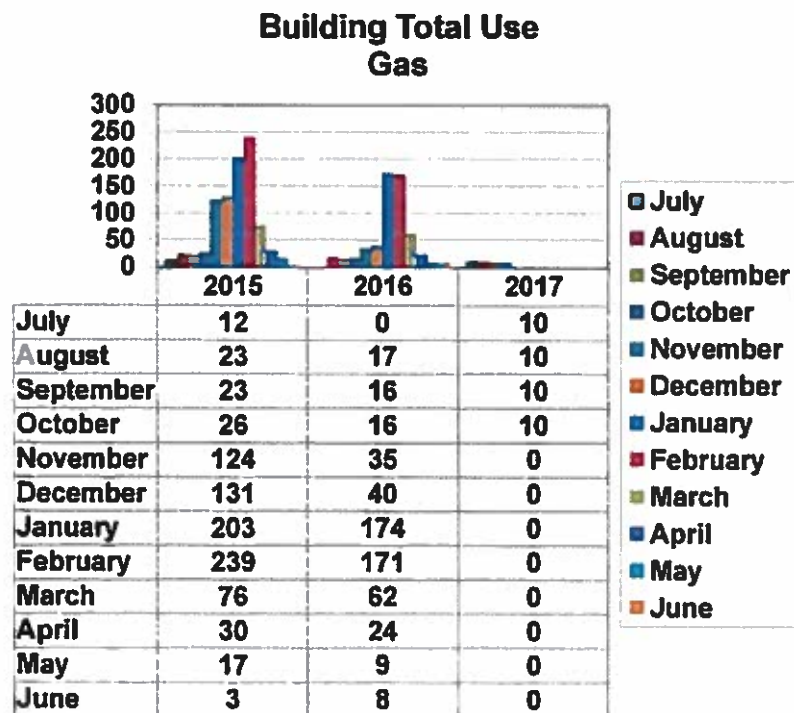


Total Electric Cost Increased by \$2,355.80
 Total Electric Use Increased by 6,300 KWH
 Cost Per KWH in 2015 - \$.1077
 Cost Per KWH in 2016 - \$.1104

Cost Year	Total
2015	4500.74
2016	2075.47
2017	173.92
Grand Total	6750.13

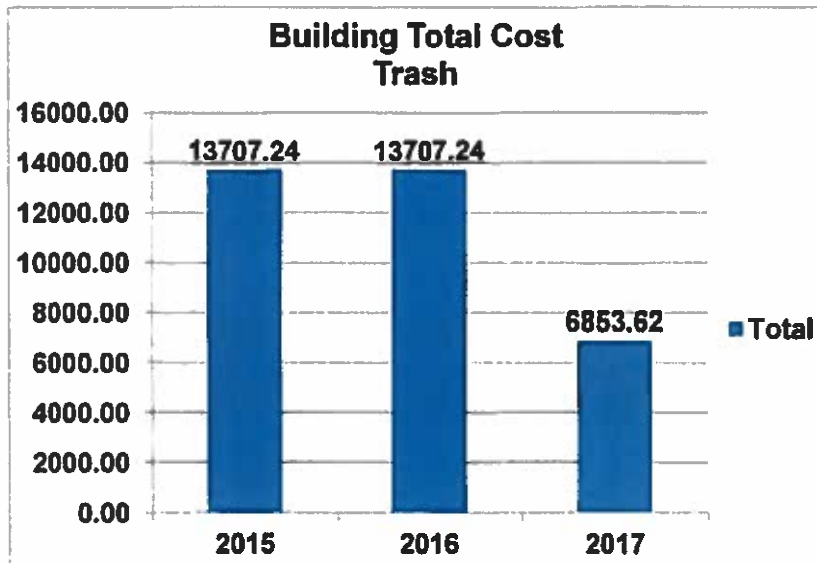


Use Year	Grand Total
2015	907.00
2016	572.00
2017	40.00
Grand Total	1519.00




Total Gas Decreased by \$2,425.27
 Total Gas Use Decreased by 335 Dekatherms
 Gas Cost Per Dekatherms for 2015 - \$4.96
 Gas Cost Per Dekatherms for 2016 - \$.763

Cost	
Year	Total
2015	13707.24
2016	13707.24
2017	6853.62
Grand Total	34268.10

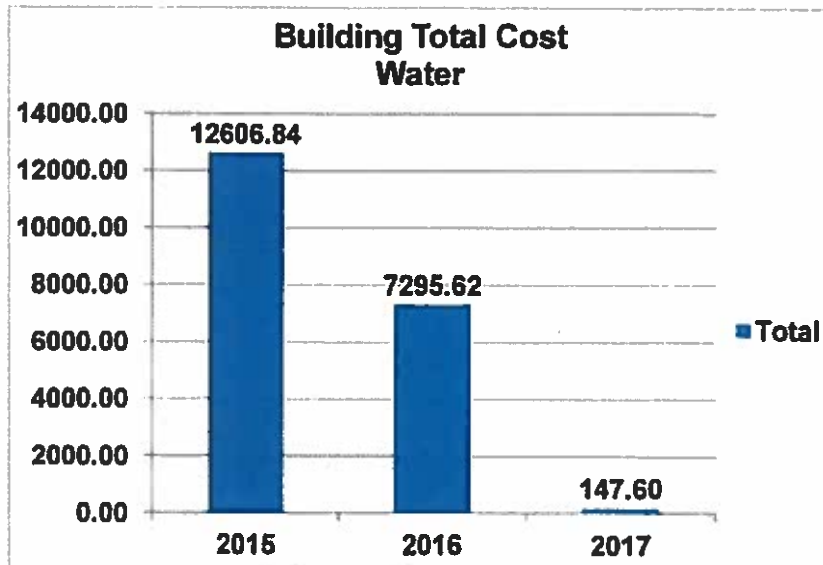


Use	
Year	Grand Total
2015	1344.00
2016	1344.00
2017	672.00
Grand Total	3360.00

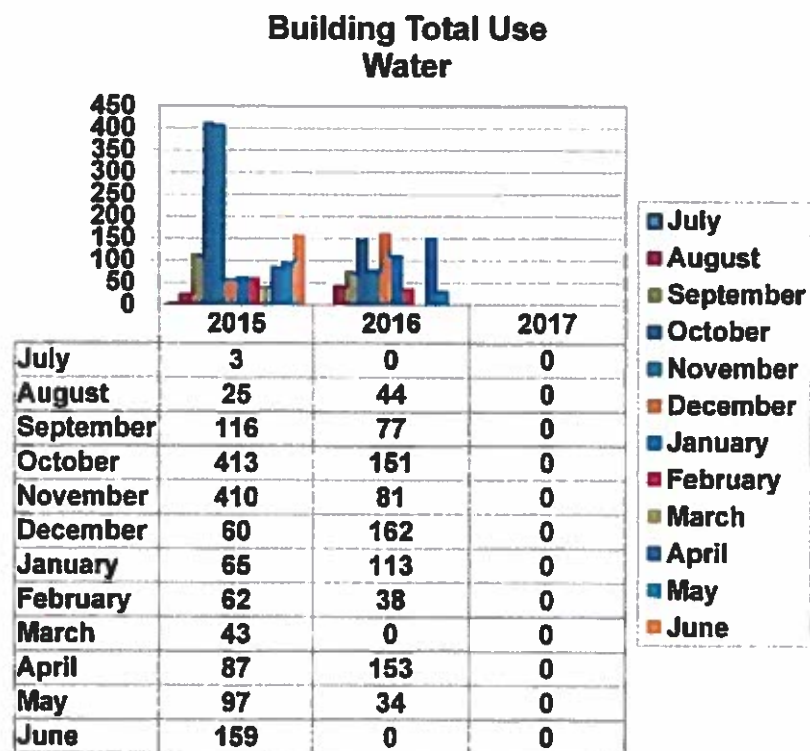


Total Trash Cost Stayed the Same
 Total Trash Use Stayed the Same
 Cost per Cubic Yards in 2015 - \$10.20
 Cost per Cubic Yards in 2016 - \$10.20

Cost Year	Total
2015	12606.84
2016	7295.62
2017	147.60
Grand Total	20050.06



Use Year	Grand Total
2015	1540.00
2016	853.00
2017	0.00
Grand Total	2393.00



Total Water Cost Decreased by \$5,311.22
 Total Water Use Decreased by 687 KGAL
 Cost Per KGAL in 2015 - \$8.19
 Cost Per KGAL in 2016 - \$8.55

Month	2017		2016		2015	
	HDD	CDD	HDD	CDD	HDD	CDD
Jan	202	0	996	0	977	0
Feb	0	0	758	0	1056	0
Mar	0	0	358	8	554	0
Apr	0	0	252	31	209	22
May	0	0	161	69	44	175
Jun	0	0	3	240	9	271
Jul	0	0	0	342	0	319
Aug	0	0	0	371	2	239
Sep	0	0	15	219	37	141
Oct	0	0	130	57	244	5
Nov	0	0	441	16	380	12
Dec	0	0	784	0	442	1
Grand Total	202	0	3898	1353	3954	1185

Heating degree day (HDD)
Is measurement designed to reflect the demand for energy needed to heat a home or Business. It is derived from measurements of outside air Temperature. The heating requirements for a given structure at a specific location are considered to directly proportional to the number of HDD at that location. A similar measurement, cooling degree day (CDD), reflects the amount of energy used to cool a home Or business.

