


Board Member Orientation *December 17, 2016*

Lisa Herring, Ed.D.
Chief Academic Officer

Academic Division



Superintendent

Dr. Donna
Hargens

Chief Academic
Officer

Dr. Lisa Herring


Academic
Division

Curriculum &
Instruction

Academic
Support
Services


Literacy
Bellarmine
Literacy Project

Academic Focus



Galvanize district leaders in academics and academic support divisions in order to achieve greater coherence for executing Vision2020, accelerating student learning through the Deeper Learning Framework and enhancing support to principals and teachers.

Academic Focus



Curriculum & Instruction

Assistant Superintendent, Ms. Karen Branham

- Curriculum Content Specialists
- Professional Development
- Early Childhood (Head Start, Early Head Start and Centers)
- Library Media Services
- Computer Education Support
- Title I
- Community Engagement and Related Arts Content Specialists

Academic Support Services

Assistant Superintendent, Dr. Alicia Averette


- Exceptional Child Services (Psychological Services)
- Family Resource Youth Service Centers
- School Guidance and Counseling
- Health Services
- Louisville Partnerships
- State Agency Schools and Special Schools

Literacy Focus

Scholar in Residence, Dr. Theresa Magpuri-Lavell

- Bellarmine Literacy Project

FOCUS WORK



Vision2020

Teacher
Learning
Framework

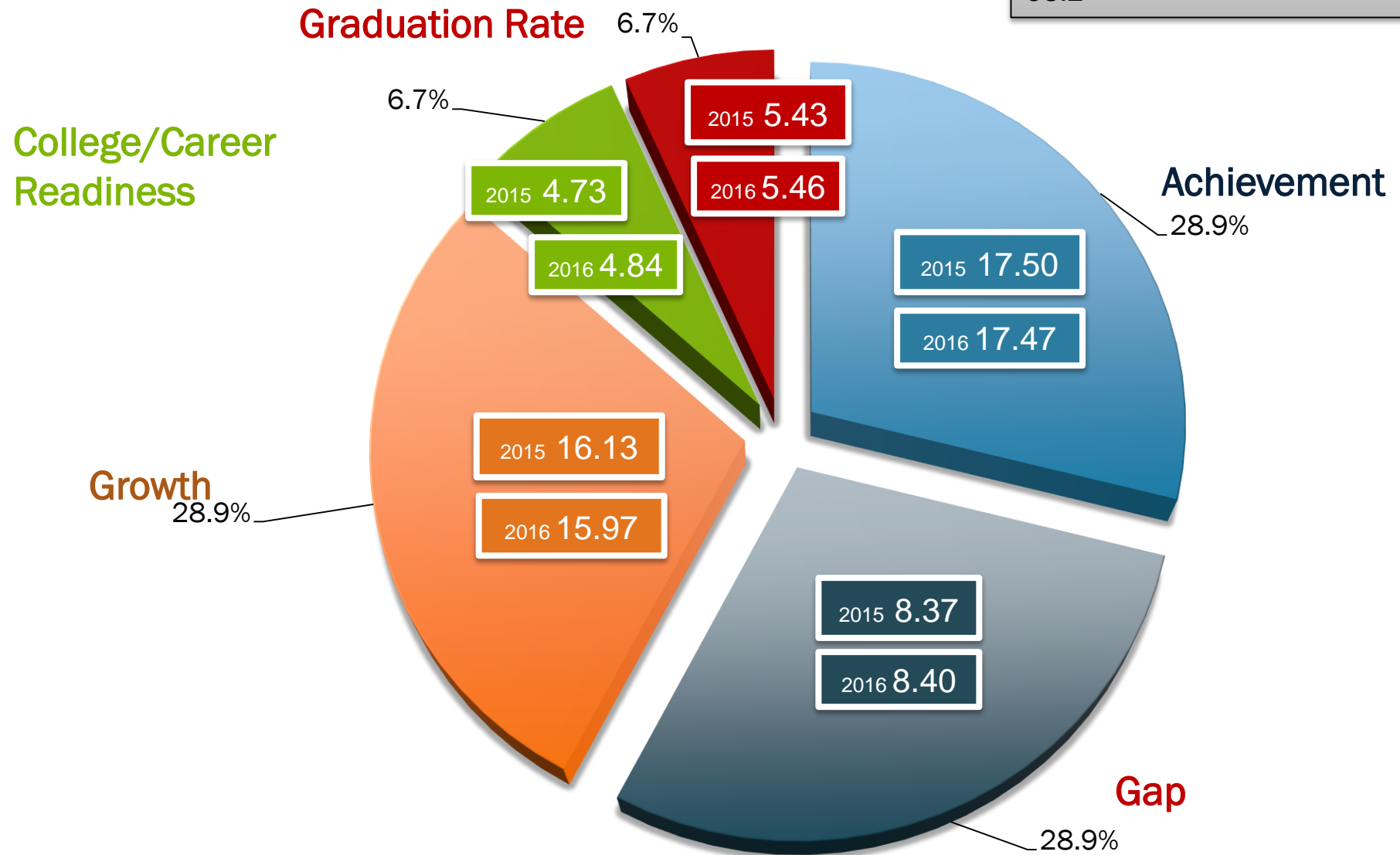
Kindergarten
Readiness

- Literacy/Third
Grade Reading
Pledge

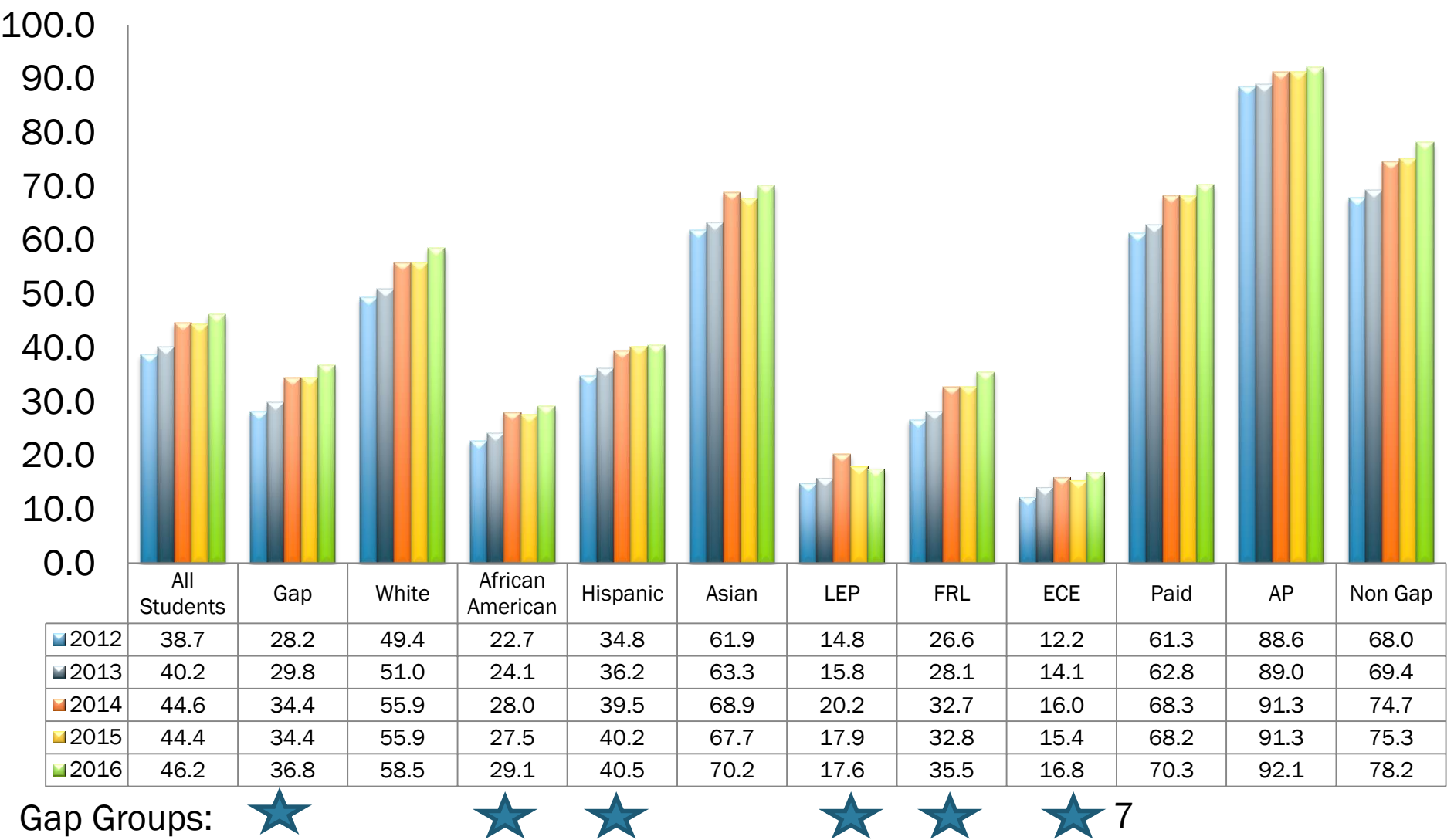
- Priority and
Transformation
Schools
- Novice Reduction
- Equity and Access
- Talent
Development
Academy
- Closing the
Achievement Gap

JCPS Learner's Score – Improved in 3 Areas

2015 - JCPS Learners Score:
52.2
2016 - JCPS Learners Score:
52.1
2016 - JCPS AMO Target:
53.2



District Percent Proficient or Distinguished Combined Reading & Math by Student Group



Student Group Gains 2012 to 2016

Groups	2012 to 2016	2015 to 2016
All Students	7.5	1.8
Non-Gap	10.2	2.9
Gap	8.6	2.4
African-American	6.4	1.6
Exceptional Child Education (ECE)	4.6	1.4
Free/Reduced lunch	8.9	2.7
Hispanic	5.7	.3
Limited English Proficient (LEP)	2.8	-.3

Increased	Gain of 1% or more
Stable	0 - < 1% gain or loss
Decreased	Loss of 1% or more

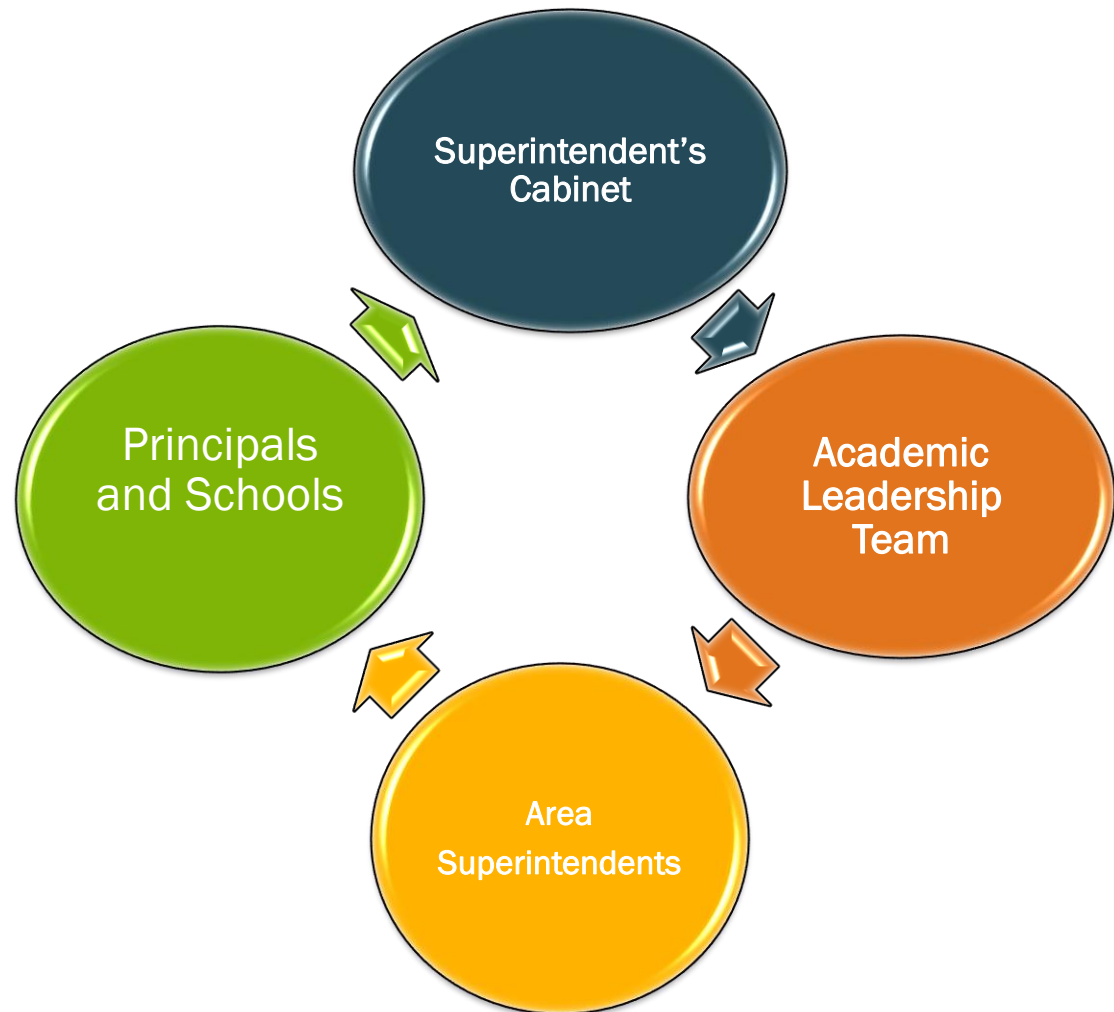

EMBARGOED UNTIL SEPT.
29th, 2016 AT 12:01 AM




Academic Leadership Team JCPS

To build **coherence** across departments, **alignment** within instructional & intervention supports and **systems** to empower schools towards increased student achievement and career readiness.

Academic Leadership Team Communication Cycle




Academic Leadership Team FOCUS




- Priority and Transformation Schools
- Deeper Learning
- Collaboration and School Support

PROGRESS TO DATE




- KDE district-wide Novice Reduction Training (October 2016)
- **NISL Training for Principals (Ongoing)**
- Deeper Learning Framework-Implementation and Development (Ongoing)
- **Bellarmino Literacy Project (Ongoing)**
- Kindergarten Readiness Results (November 2016)
- **More Work To Be Done.....**

Kindergarten Readiness Results- 2016



1. Overall, the percentage of JCPS students that were kindergarten ready increased by 3.7% (from 47.9% in fall 2016 to 51.6% in fall 2017).
2. JCPS has a higher % of kindergarten ready students than the state (51.6% compared with 50.1%); all JCPS student groups outperformed the state groups (except Hispanic and LEP).
3. Every student group increased the % ready, but there are still gaps among the student groups
 - a. American Indian, African American, and Students with disabilities showed the largest gains

Kindergarten Readiness Results- 2016



4. Students in all prior settings increased the % ready, with the exception of home and unknown prior settings (head start showed the highest increase).

5. The % of students K ready increased in the following domains from last year to this year: overall, physical development, language development, and academic/cognitive. Social emotional and self-help domains decreased (which are parent/guardian reported).

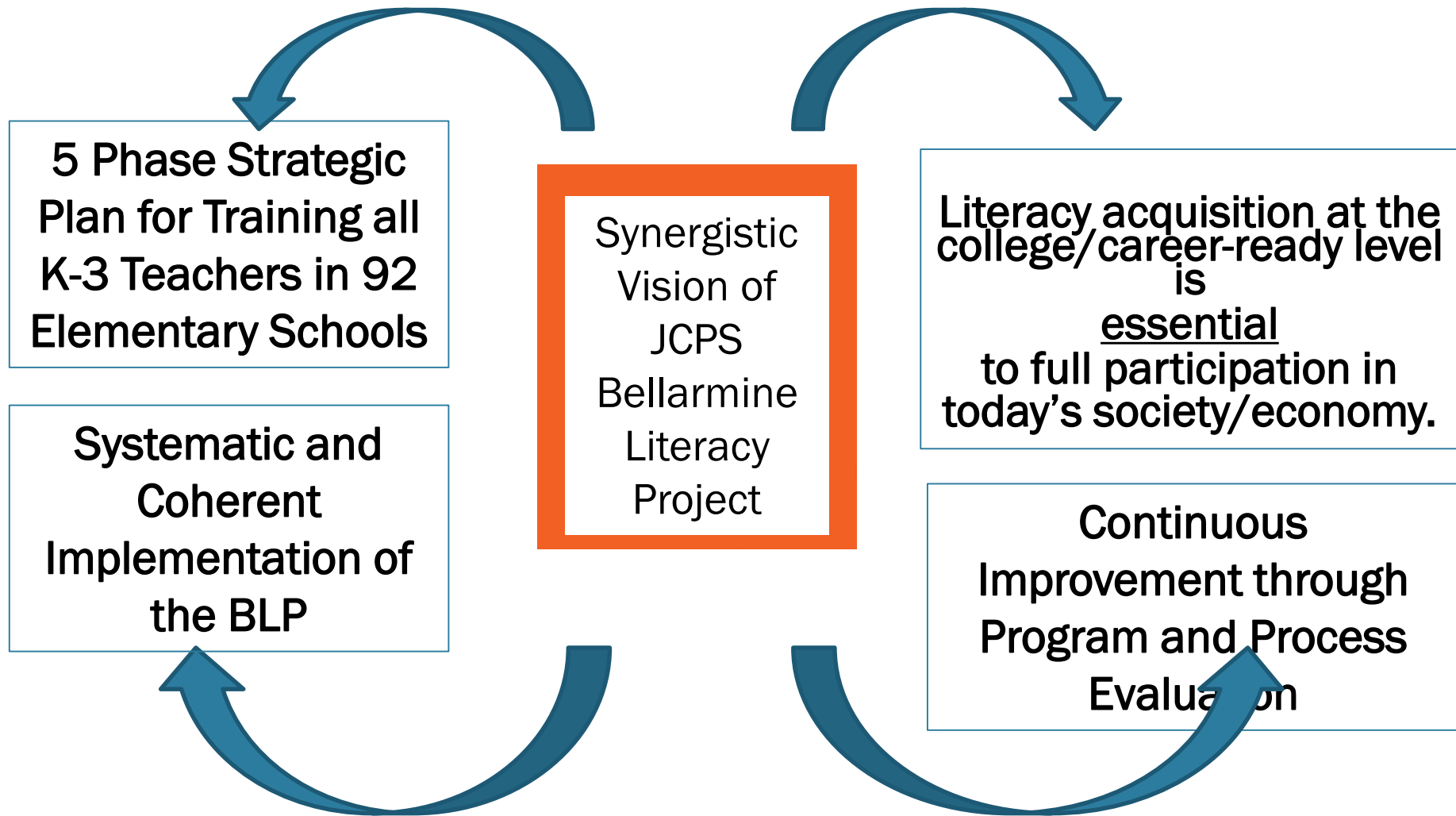
JCPS BELLARMINE LITERACY PROJECT

School Participation

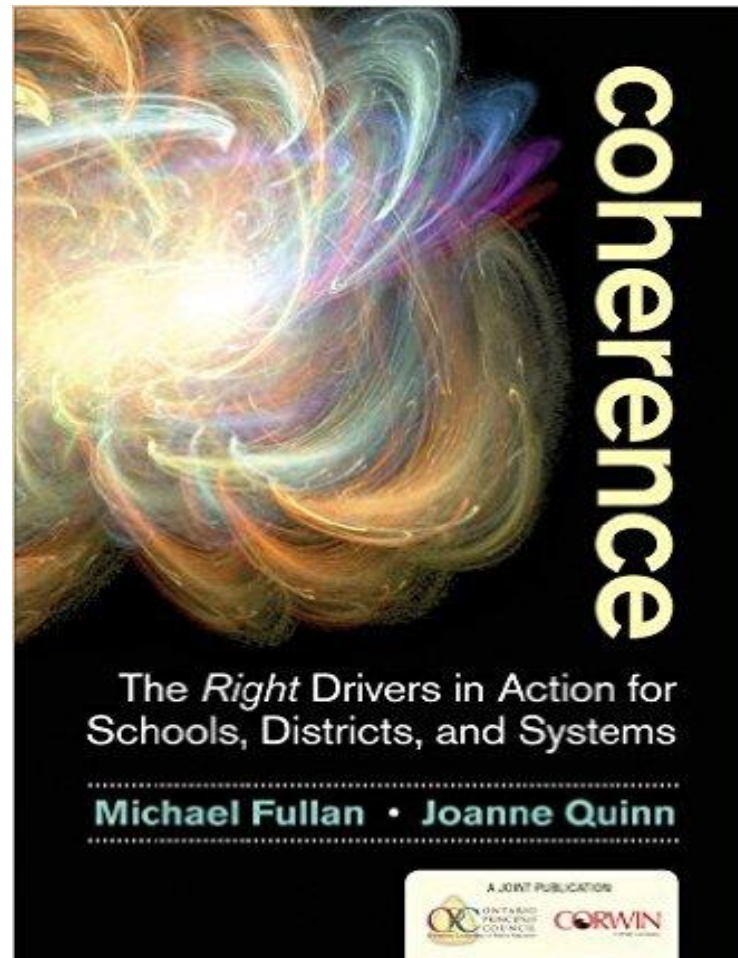

	2014	2015	2016	Total
Elementary Schools	19	25	19	63

Teacher Participation (K-3, ECE, ESL, Interventionist)

	2014	2015	2016	Total
Year 1 Coursework	162	224	200	586
Year 2 Coursework	N/A	70	152	222
Total per year	162	294	352	



District Collaboration Book Study



QUESTIONS