JEFFERSON COUNTY PUBLIC SCHOOLS

VISION 2020

EXCELLENCE
With EQUITY

The Journey

Donna M. Hargens, Ed.D.

Superintendent

December 13, 2016

JEFFERSON COUNTY PUBLIC SCHOOLS

VISION 2020

EXCELLENCE
With EQUITY



Vision

All JCPS students graduate prepared, empowered, and inspired to reach their full potential and contribute as thoughtful, responsible citizens of our diverse, shared world.

JEFFERSON COUNTY PUBLIC SCHOOLS
VISION 2020

EXCELLENCE
With EQUITY

David Jones

Chuck Haddaway

Oakdale Neighborhood Association @ Semple Elementary School

Oakdale Neighborhood Association @ Semple Elementary School

Oakdale Neighborhood Association @ Semple Elementary School

Take What You Can Tote

JEFFERSON COUNTY PUBLIC SCHOOLS
VISION 2020

EXCELLENCE
With EQUITY

Vision 2020: Excellence with Equity sets forth a set of Core Values of the District, which include:

- ***Caring*** – All JCPS children are nurtured as is they are our own;
- ***Respect*** – All students, staff, and families are treated with dignity and respect as members of a safe and welcoming learning community
- ***Diversity*** – Our diversity is our strength – difference of each are assets of the whole



Expanded Cabinet
@ Jacob Elementary School



Expanded Cabinet
@ Jacob Elementary School

INTEGRATING PBIS AND RP ACROSS THE TIERS

Tertiary:
Individualized supports for students with high-risk behaviors

Secondary:
More intensive for students at-risk

Primary Tier
School & classroom systems for all students, staff, & settings

- Positive Expectations
- Teaching Expectations
- Positive Reinforcement
- Systematic Supervision

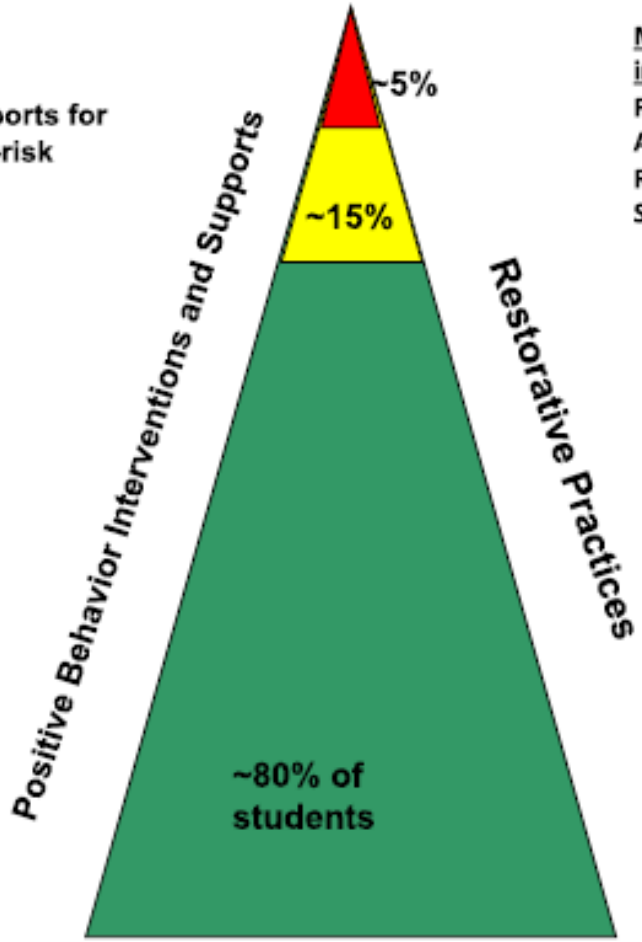

Most formal (reintegration into community):
Formal Conferences
Alternative to Suspension
Reintegration After Suspension

More formal (relationship/ community affirmation):

- **Private "chat"**
- **Social capital building**

Informal (relationship/ community building):
Primary Restorative Practices:

- **Affective statements**
- **Affective questions**
- **Active listening**
- **Reframing**
- **Class Meetings and Circles**

Board Data Dashboard

JCPS At-A-Glance

Slide Show

Through School Day: 79

Through School Date: 12/09/2016

Avg. Daily Attendance Rate YTD

PY: 94.7%

CY: 94.5%

+/- 1%

Staff Avg. Daily Attendance Rate

PY: 94.9%

CY: 95%

+/- 1%

Total Behavior Incidents

CY: 84,795

PY: 52,812

Total Unexcused Absences YTD

CY: 241,835

PY: 212,045

Staff Capacity

Filled: 6,441

Vacant: 100

Efficiency Rate: 98.5%

As of 12-8-16

Total Suspensions

CY: 8,624

PY: 6,326

Student Attendance

JCPS At-A-Glance

Through 79 School Days (12/09/2016)

Student Average Daily Attendance Rates

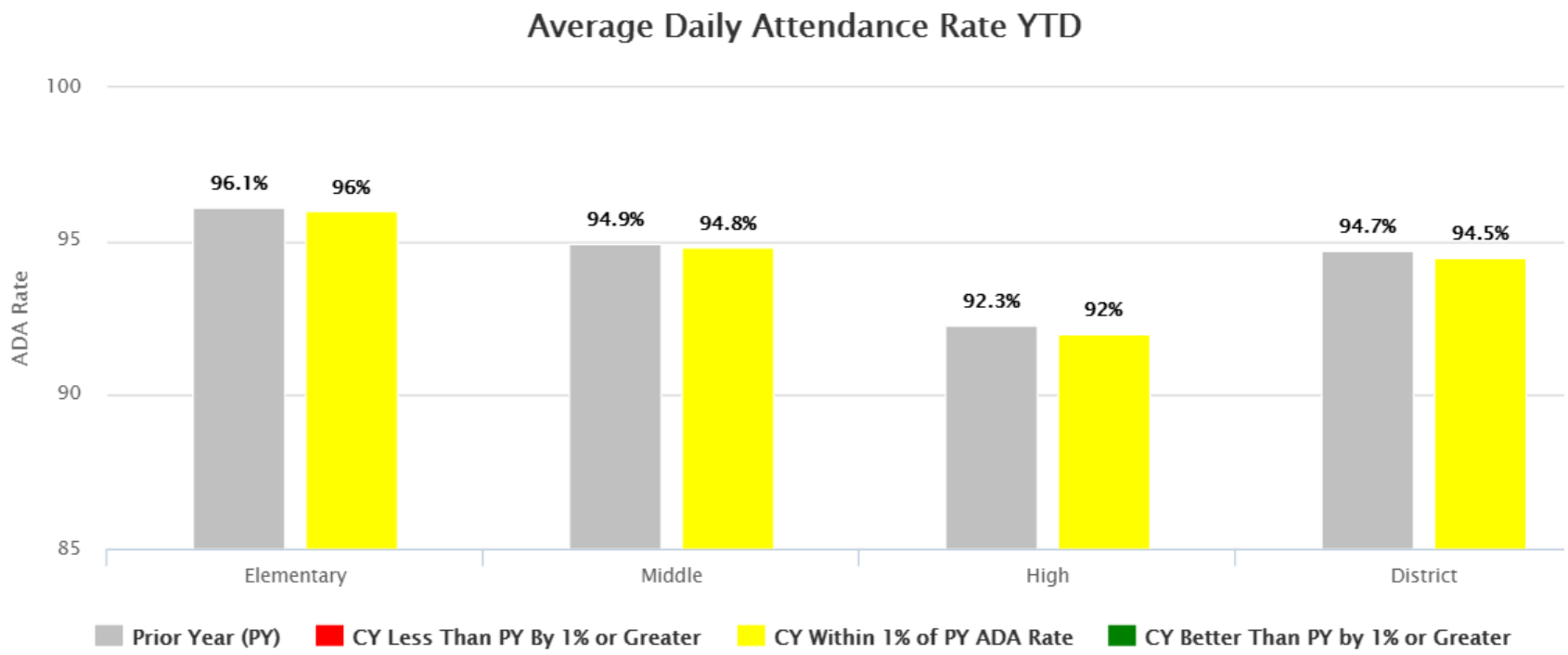

Staff Attendance

JCPS At-A-Glance

Through 79 School Days (12/09/2016)

Staff Average Daily Attendance Rate

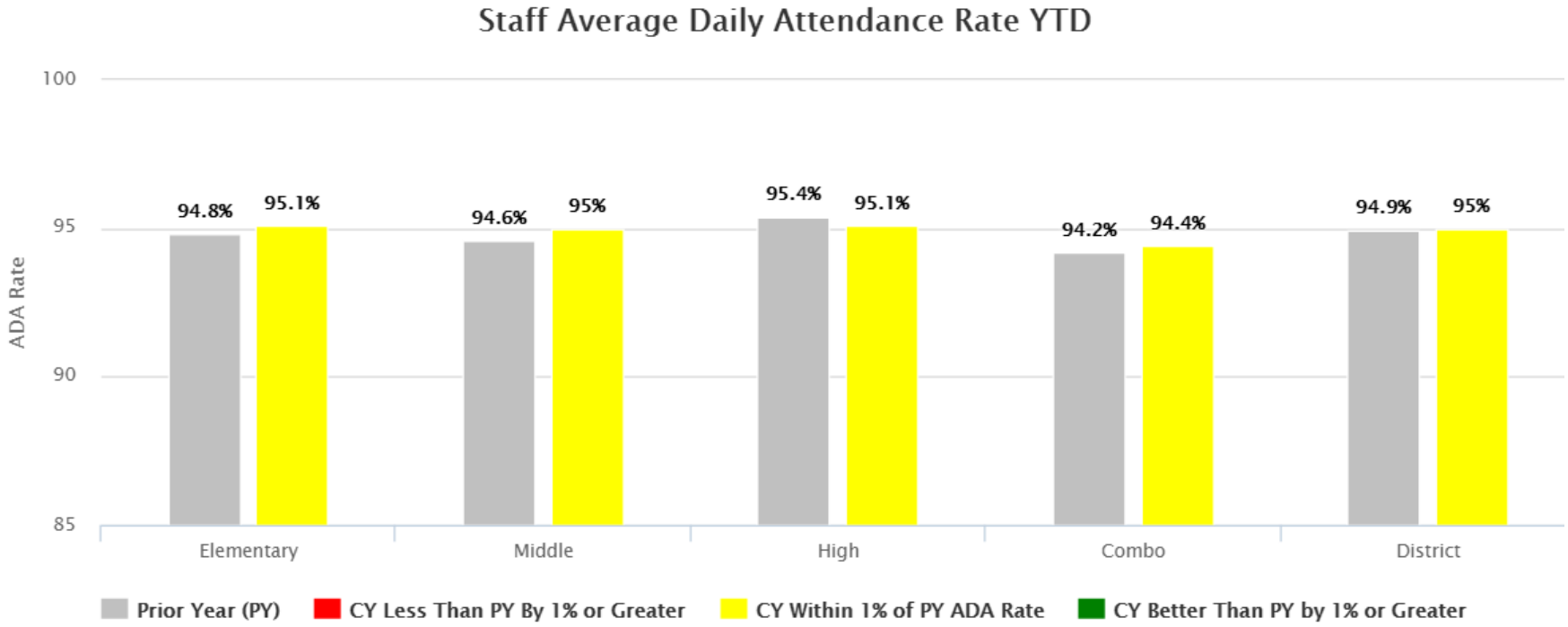

Student Behavior

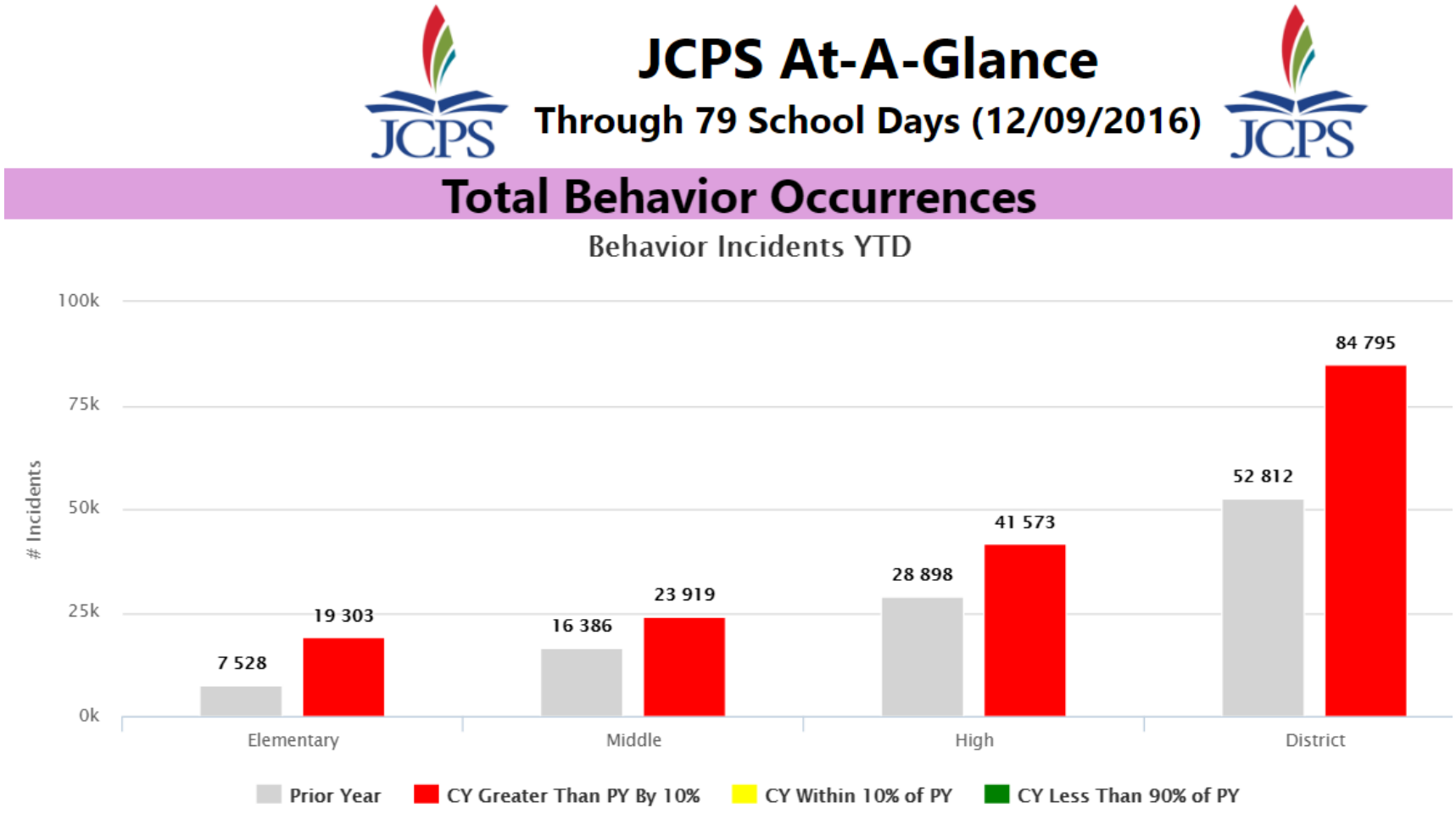

Student Attendance
Available in Details Screen

Chronic Absent Students

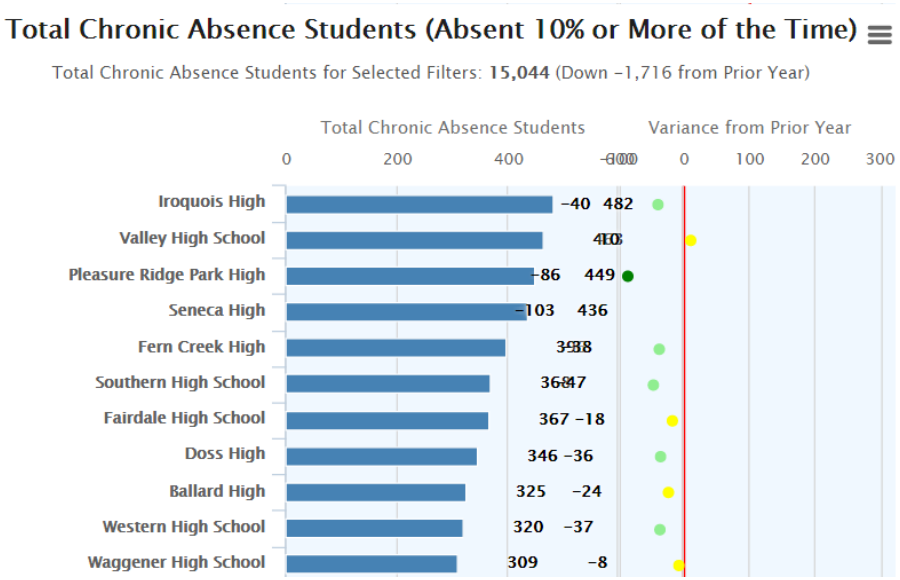

Habitual Truant Students

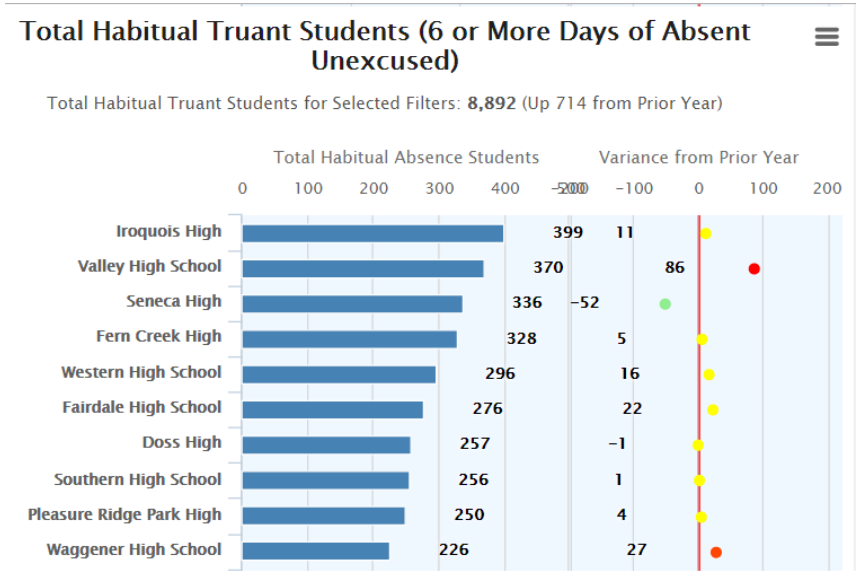

Student Attendance

Chronic Absent Students

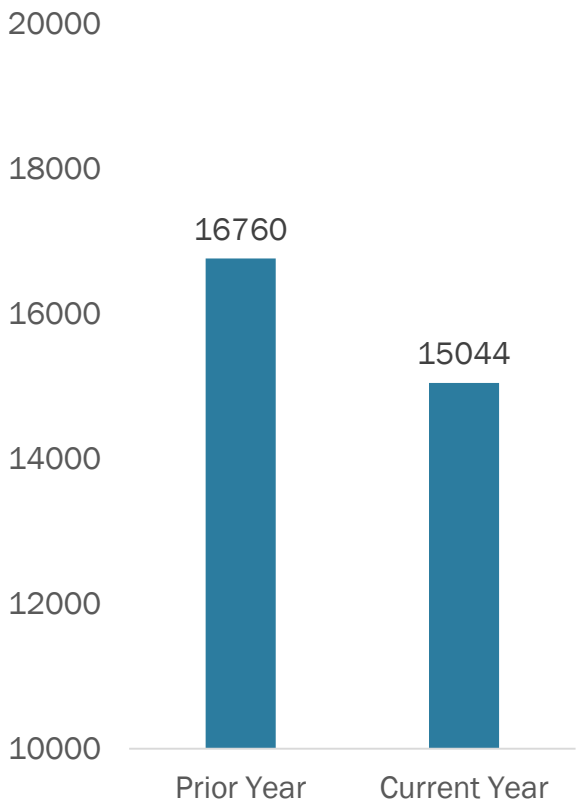

Habitual Truant Students

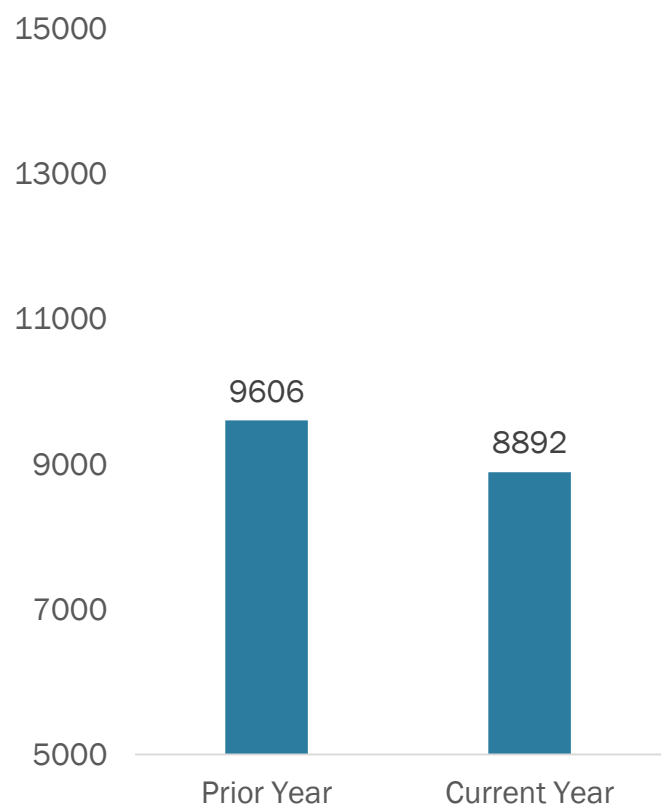

JEFFERSON COUNTY PUBLIC SCHOOLS
BRIGANCE DEMOGRAPHIC READINESS 2016-17

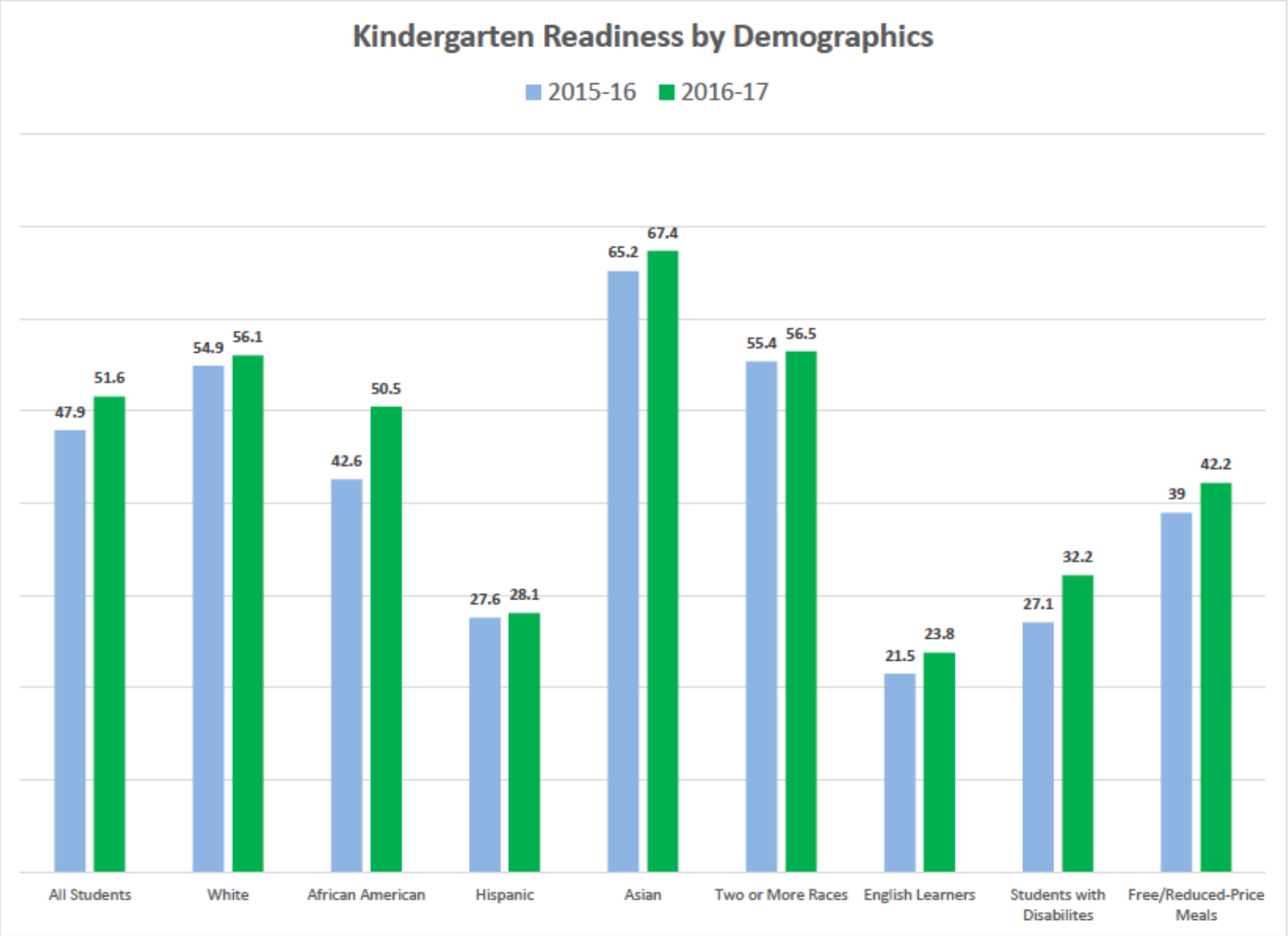

Data Management, Planning, and Program Evaluation
DD:JRP:pc

Certified Vacancies

(as of 12.08.16)

Resignations	20
Retirements	9
Transfers/Reassignments	26.5
New Positions*	34
Other: See comment	4.5
Vacant All Year	6
Total	100

JEFFERSON COUNTY PUBLIC SCHOOLS

VISION 2020

We can provide SUCCESS for every student!