



FLOYD COUNTY BOARD OF EDUCATION
Dr. Henry Webb, Superintendent
106 North Front Avenue
Prestonsburg, Kentucky 41653
Telephone (606) 886-2354 Fax (606) 886-8862
www.floyd.kyschools.us

Jeff Stumbo, Chair - District 3
Linda C. Gearheart, Member - District 1
Dr. Chandra Varia, Member - District 2
Rhonda Meade, Member - District 4
Sherry Robinson - District 5

Student Support: Receive Utility Report for McDowell Elementary.

Applicable Statute(s), etc.: N/A

Fiscal Budgetary Impact:

2014/2015 SY (July 14-June 15) \$129,672.08

2015/2016 SY (July 15-June 16) \$127,974.55

History / Background:

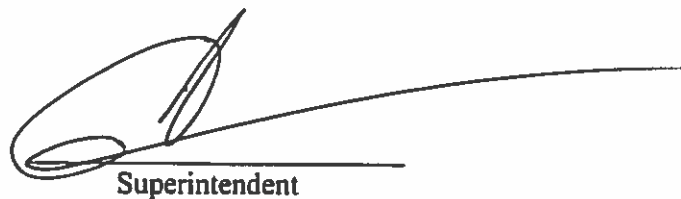
October 2016

Board received utility report for Duff / Allen Central Middle.

Staff Recommendation: To accept report as presented.

Contact Person:
Gregory Adams
Director of Facilities
(606) 874-9569


Director


Superintendent

DATE: November 28, 2016

Utility Report

November 28, 2016



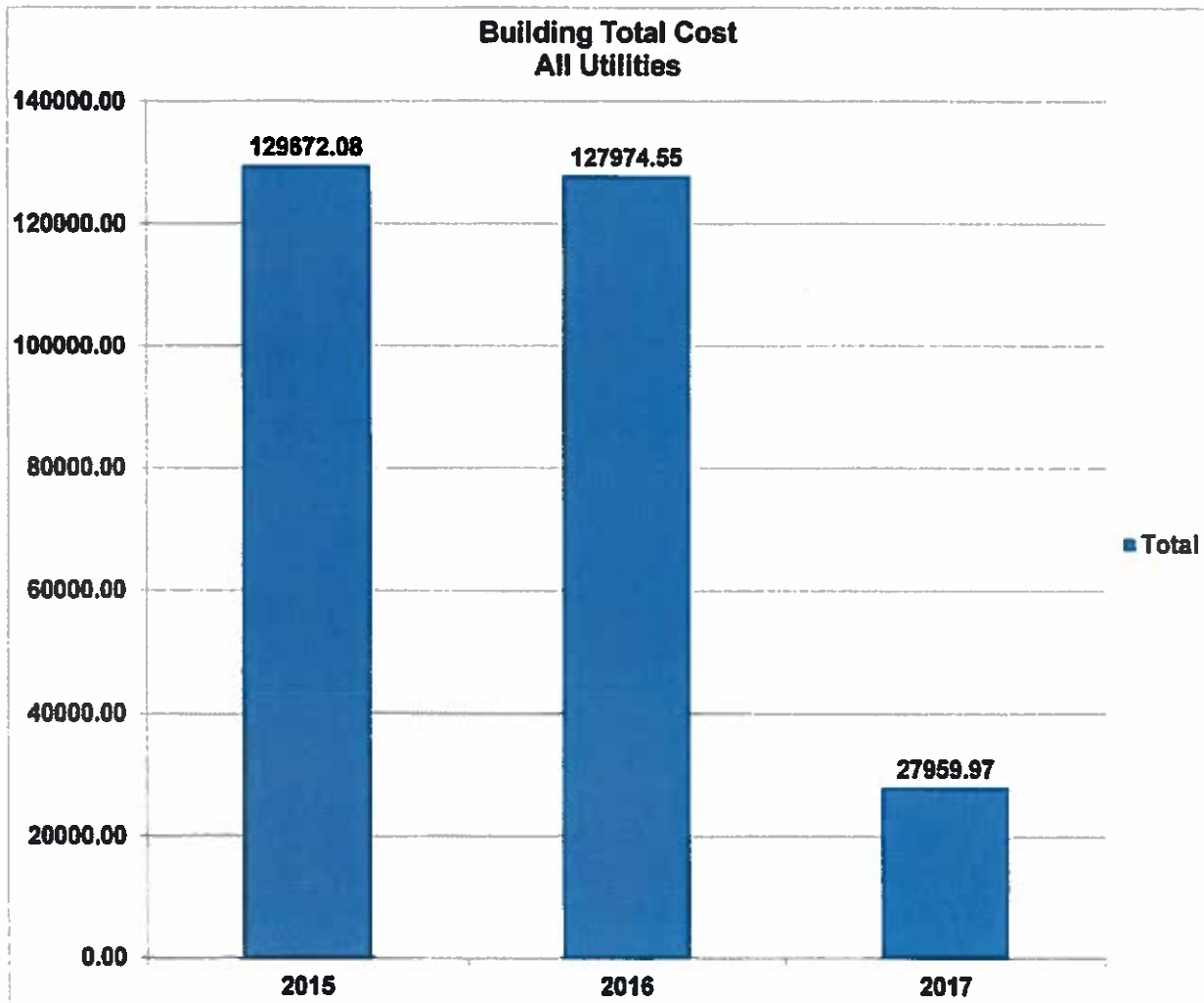
McDowell Elementary

2014-2015 / 2015-2016

School Years

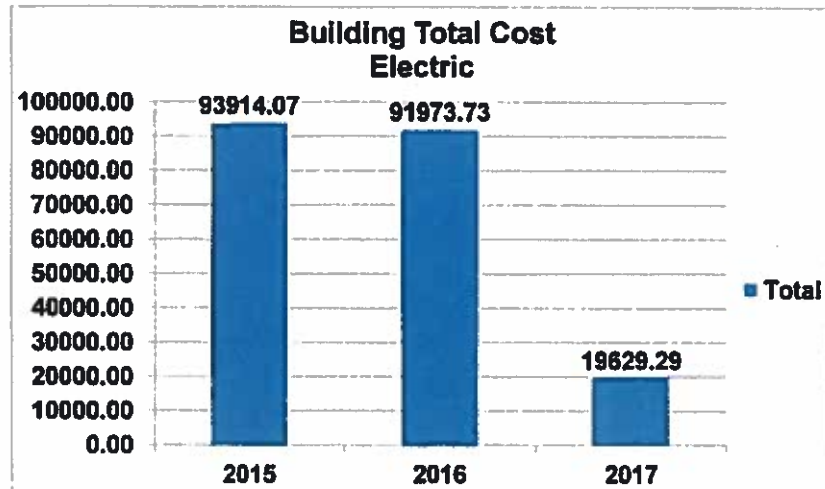


Cost	
Year	Total
2015	129672.08
2016	127974.55
2017	27959.97
Grand Total	285606.60

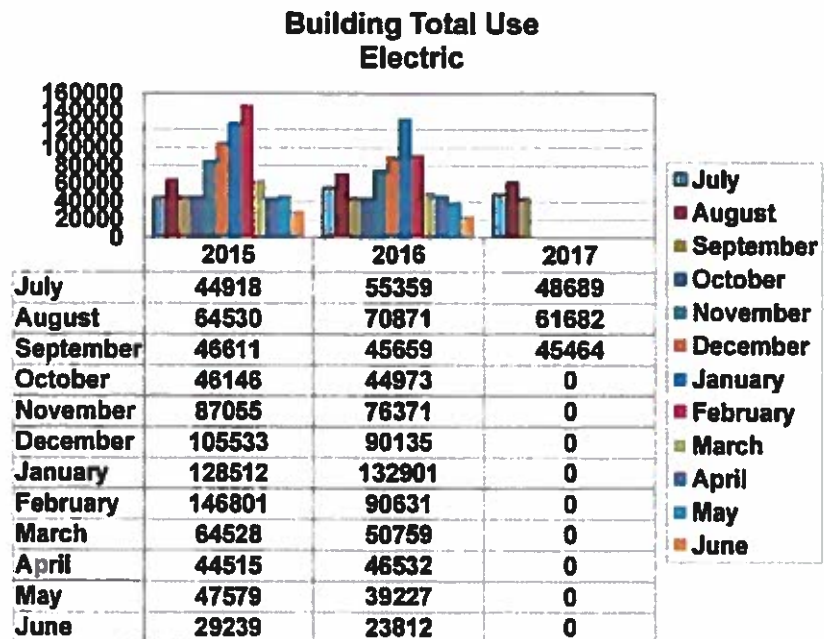


All Utilities Decreased \$1,697.53

Cost	
Year	Total
2015	93914.07
2016	91973.73
2017	19629.29
Grand Total	205517.09

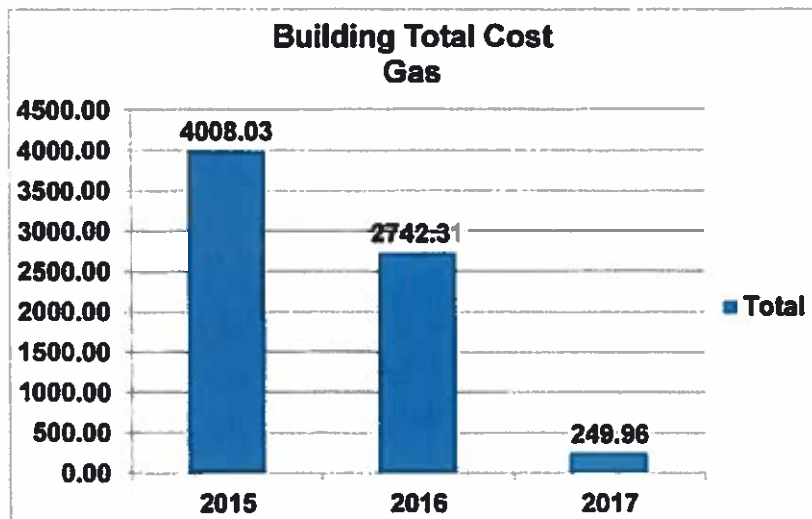


Use	
Year	Grand Total
2015	855967.00
2016	767230.00
2017	155835.00
Grand Total	1779032.00

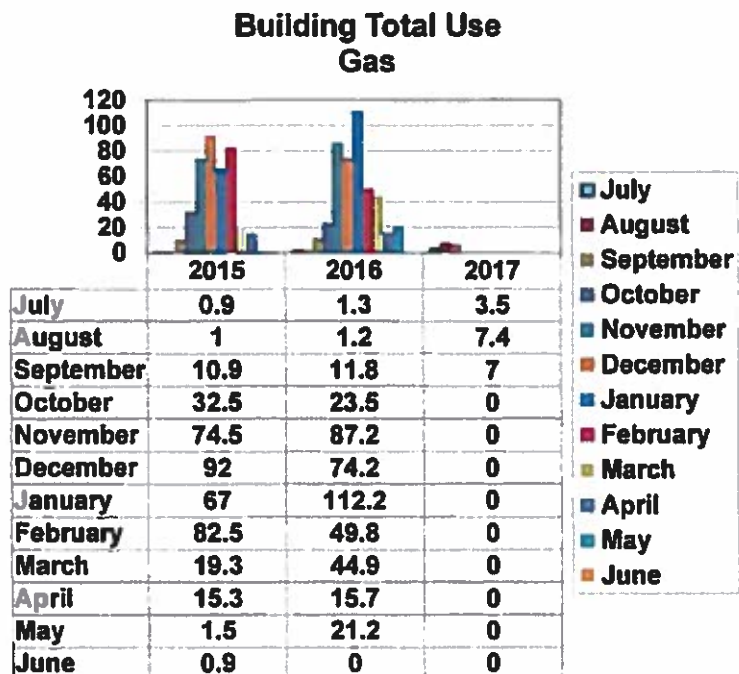


Total Water Cost Decreased by \$1,940.34
 Total Water Use Decreased by 88,737 KWH
 Cost Per KWH in 2015 - \$.1097
 Cost Per KWH in 2016 - \$.1198

Cost Year	Total
2015	4008.03
2016	2742.31
2017	249.96
Grand Total	7000.30

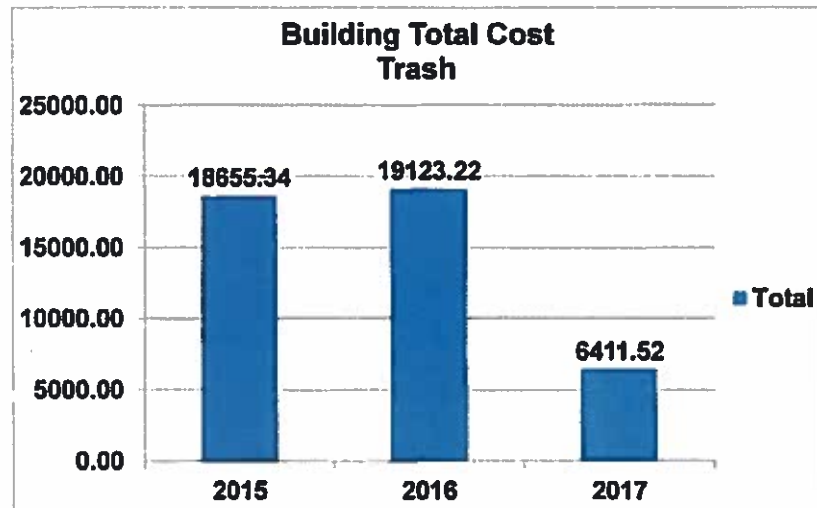


Use Year	Grand Total
2015	398.30
2016	443.00
2017	17.90
Grand Total	859.20

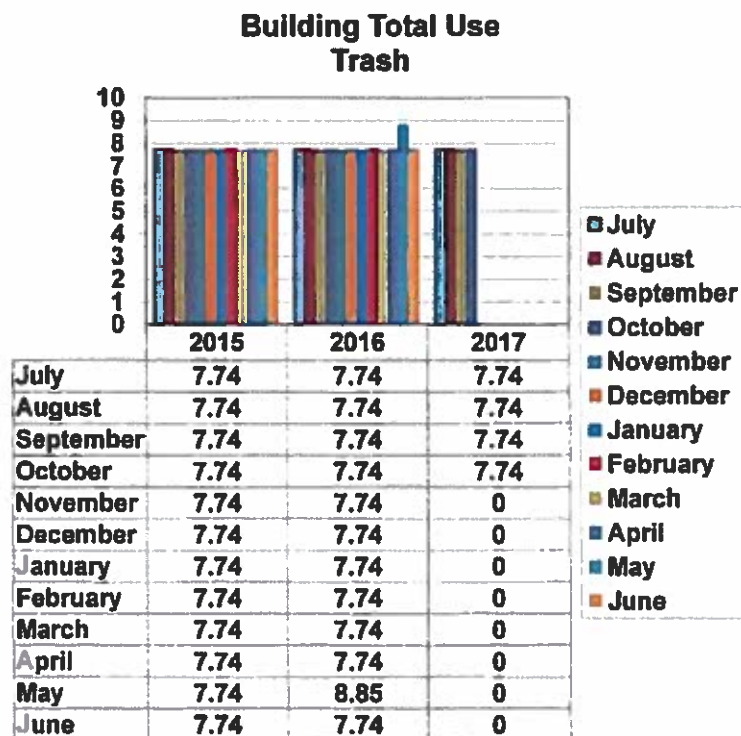


Total Gas Cost Decreased by \$1,265.72
Total Gas Use Increased by 44.7 MCF
Cost Per MCF in 2015 - \$10.06
Cost Per MCF in 2016 - \$6.19

Cost	
Year	Total
2015	18655.34
2016	19123.22
2017	6411.52
Grand Total	44190.08

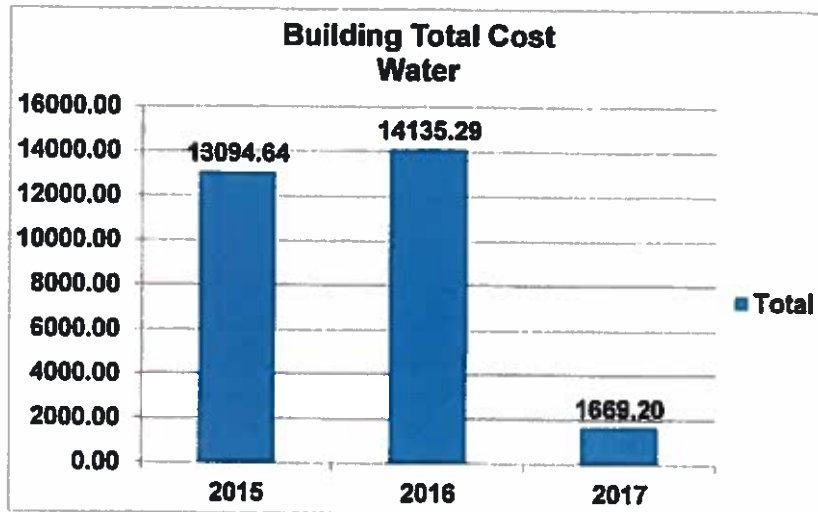


Use	
Year	Grand Total
2015	92.88
2016	93.99
2017	30.96
Grand Total	217.83

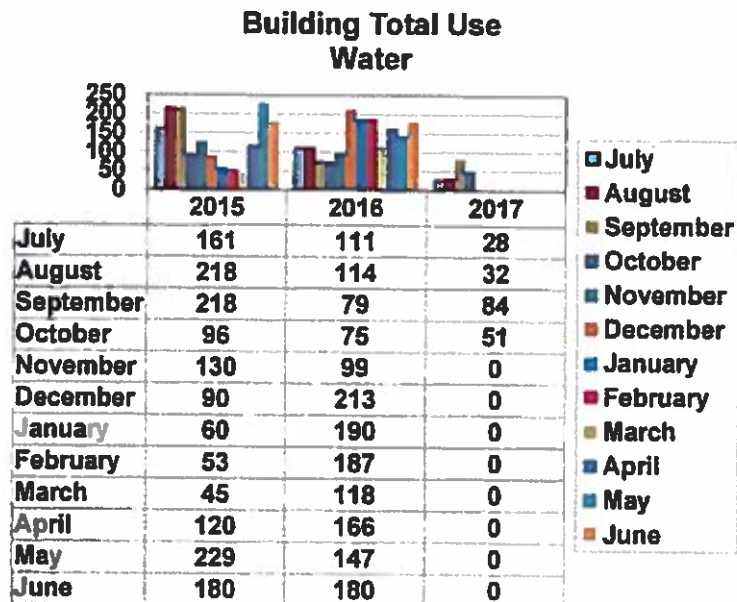


Total Trash Cost Increased by \$467.88
 Total Trash Use Increased by 1.11 Tons
 Cost Per Tonnage in 2015 - \$200.85
 Cost Per Tonnage in 2016 - \$203.46

Cost Year	Total
2015	13094.64
2016	14135.29
2017	1669.20
Grand Total	28899.13



Use Year	Grand Total
2015	1600.00
2016	1679.00
2017	195.00
Grand Total	3474.00



Total Water Cost Increased by \$1,040.65
 Total Water Use Increased by 79 KGAL
 Cost Per KGAL in 2015 - \$8.14
 Cost Per KGAL in 2016 - \$8.41

Month	2016		2015		2014	
	HDD	CDD	HDD	CDD	HDD	CDD
Jan	996	0	977	0	1150	0
Feb	758	0	1056	0	826	0
Mar	358	8	554	0	673	0
Apr	252	31	209	22	163	37
May	161	69	44	175	82	146
Jun	3	240	9	271	0	279
Jul	0	342	0	319	6	240
Aug	0	371	2	239	0	266
Sep	15	219	37	141	39	139
Oct	130	57	244	5	272	18
Nov	149	16	380	12	696	0
Dec	0	0	442	1	768	0
Grand Total	2822	1353	3954	1185	4675	1125

Heating degree day (HDD) is measurement designed to reflect the demand for energy needed to heat a home or Business. It is derived from measurements of outside air Temperature. The heating requirements for a given structure at a specific location are considered to directly proportional to the number of HDD at that location. A similar measurement, cooling degree day (CDD), reflects the amount of energy used to cool a home Or business.

