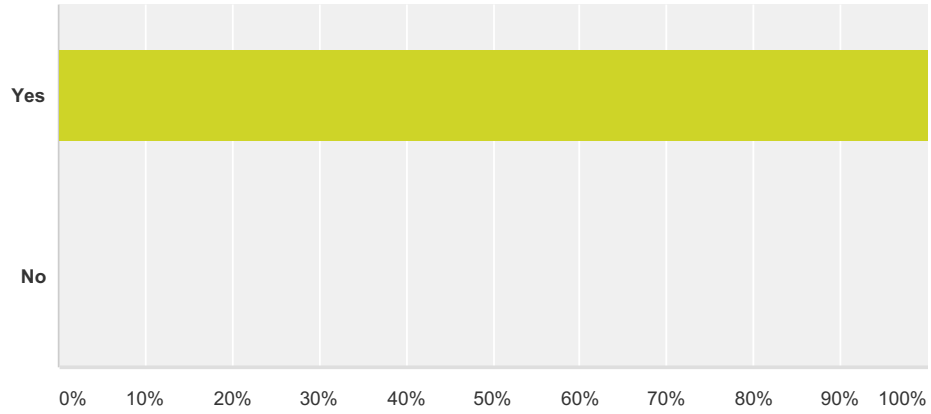


Q1 Does your school currently participate in Diving during the regular or post season as part of your swimming program?

Answered: 47 Skipped: 0



Answer Choices	Responses
Yes	100.00% 47
No	0.00% 0
Total	47

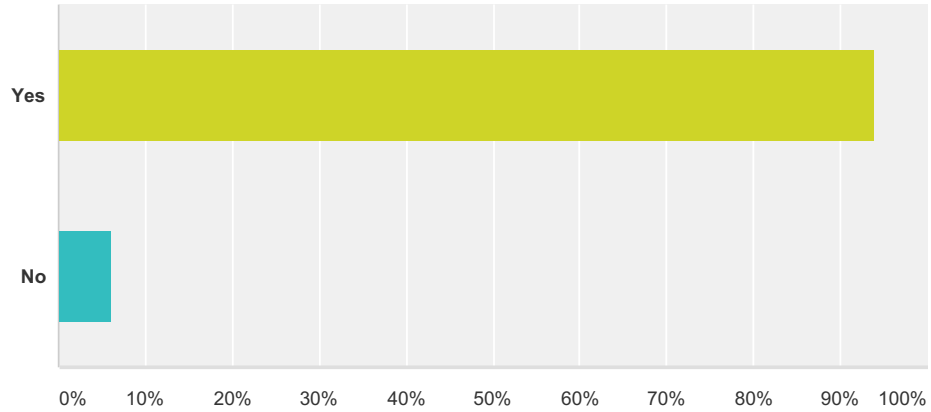
Q2 Name of Diving Coach

Answered: 33 Skipped: 14

Answer Choices	Responses	
Diving Coach Name	100.00%	33
School	0.00%	0
Address	0.00%	0
Address 2	0.00%	0
City/Town	0.00%	0
State/Province	0.00%	0
ZIP/Postal Code	0.00%	0
Country	0.00%	0
Email Address	100.00%	33
Phone Number	0.00%	0

Q3 Did your school enter any divers into the postseason (Regional Meet) during the 2015-2016 season?

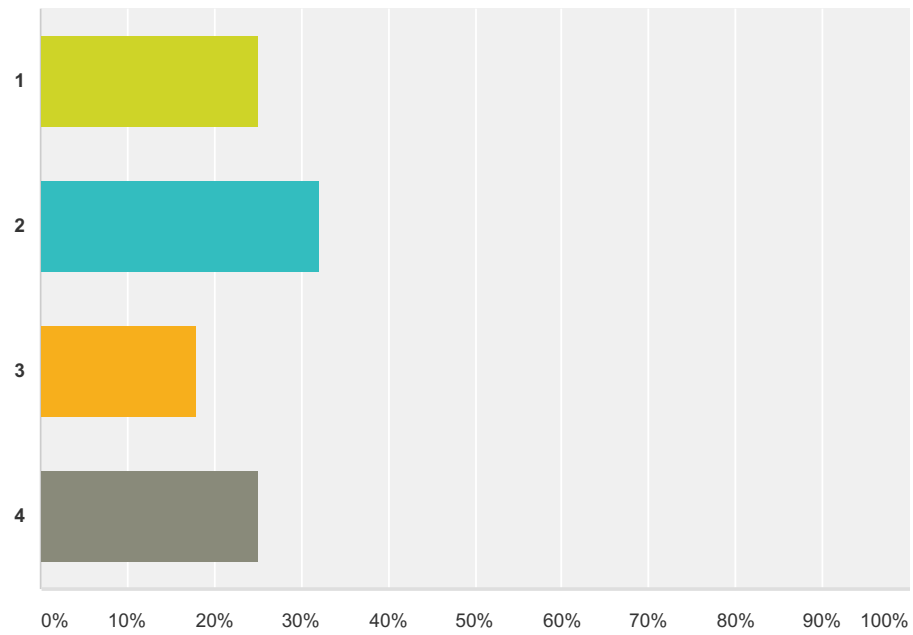
Answered: 33 Skipped: 14



Answer Choices	Responses
Yes	93.94% 31
No	6.06% 2
Total	33

Q4 How many divers did your school enter into the Regional Meet

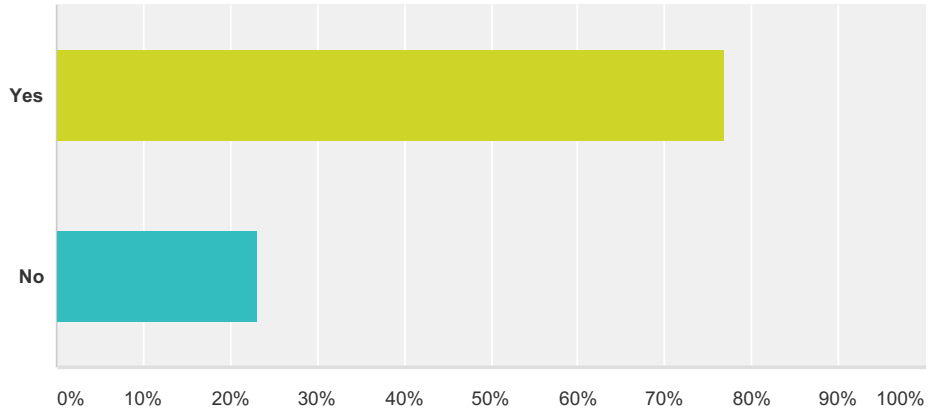
Answered: 28 Skipped: 19



Answer Choices	Responses
1	25.00% 7
2	32.14% 9
3	17.86% 5
4	25.00% 7
Total	28

Q5 Would you favor an increase in the number of divers who qualify for the State Meet (from 32 to 40)?

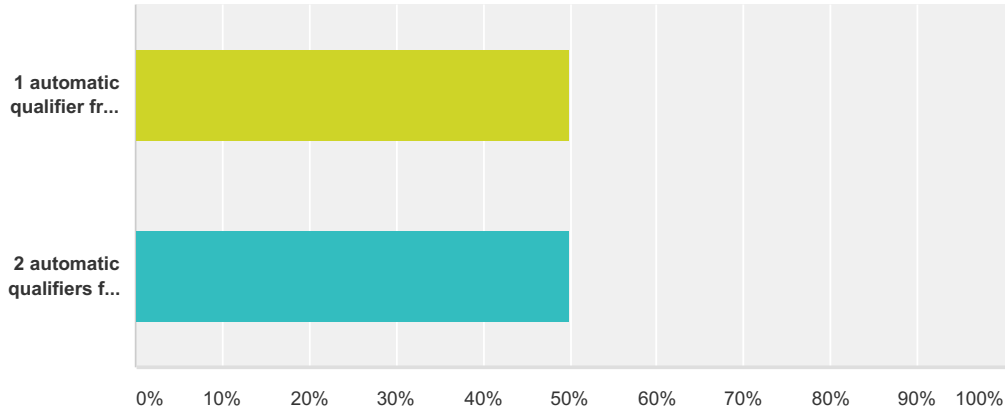
Answered: 26 Skipped: 21



Answer Choices	Responses	
Yes	76.92%	20
No	23.08%	6
Total		26

Q6 If the number of divers who advance to the State Meet were to remain at 32, would you prefer:

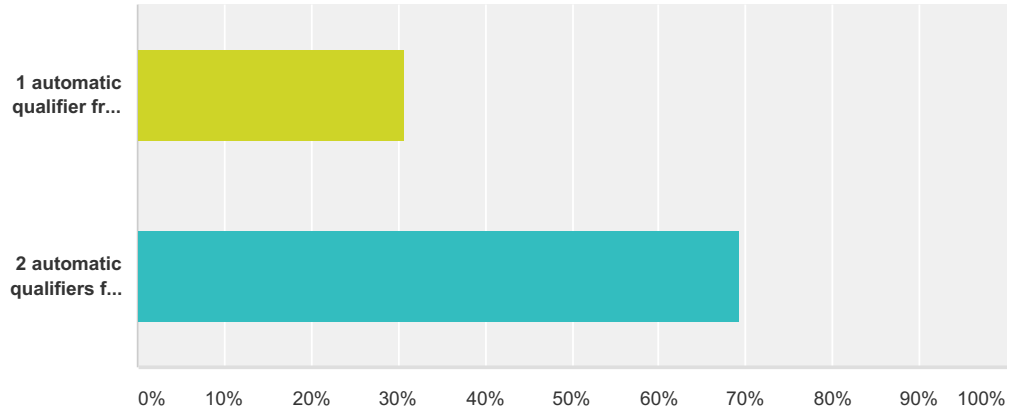
Answered: 26 Skipped: 21



Answer Choices	Responses
1 automatic qualifier from each of the 9 regions with 23 at large qualifiers	50.00% 13
2 automatic qualifiers from each of the 9 regions with 14 at large qualifiers	50.00% 13
Total	26

Q7 If the number of divers who advance to the State Meet were to change to 40, would you prefer:

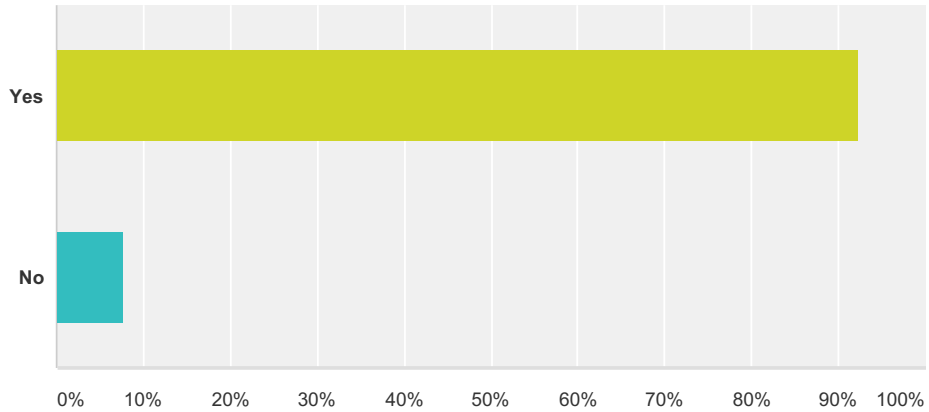
Answered: 26 Skipped: 21



Answer Choices	Responses
1 automatic qualifier from each of the 9 regions with 31 at large qualifers	30.77% 8
2 automatic qualifiers from each of the 9 regions with 22 at large qualifiers	69.23% 18
Total	26

Q8 If the number of divers who advance to the State Meet were to change to 40, would you support the cutting of the field from 40 to 32 after three preliminary dives per Rule 9-4-1d NOTE and then continuing with the normal progression through the semifinals and finals

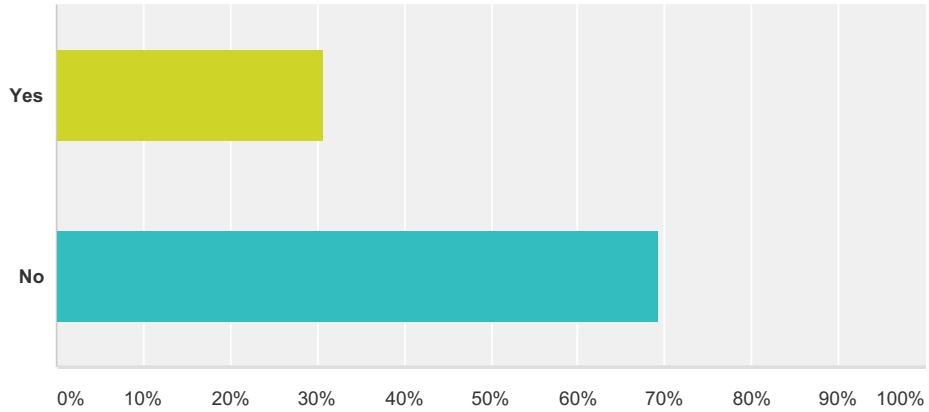
Answered: 26 Skipped: 21



Answer Choices	Responses
Yes	92.31% 24
No	7.69% 2
Total	26

Q9 Do you believe there are issues involved with bringing additional divers to the State Meet? (including competitor safety as in divers who may not be able to perform the required dives or other factors)

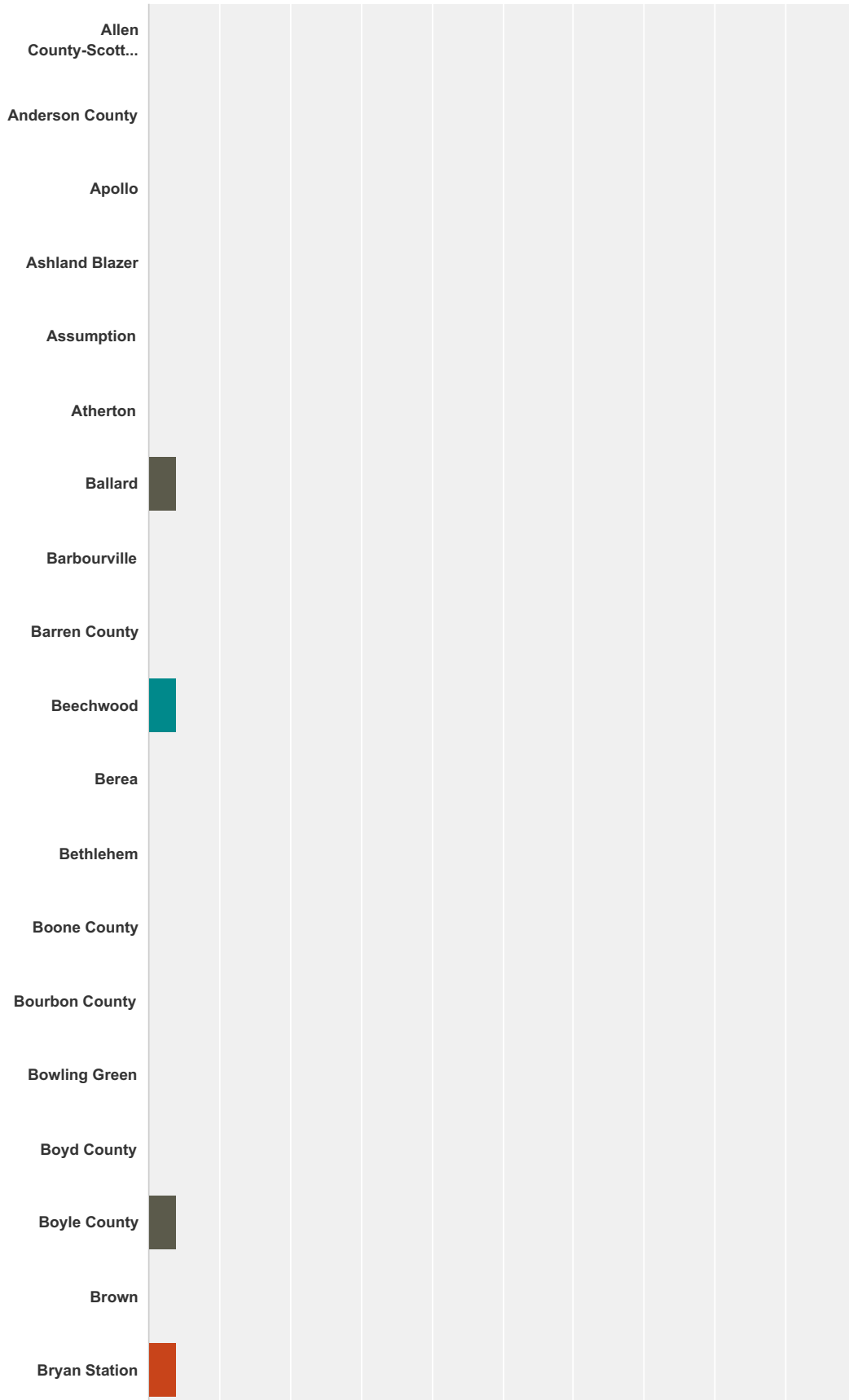
Answered: 26 Skipped: 21



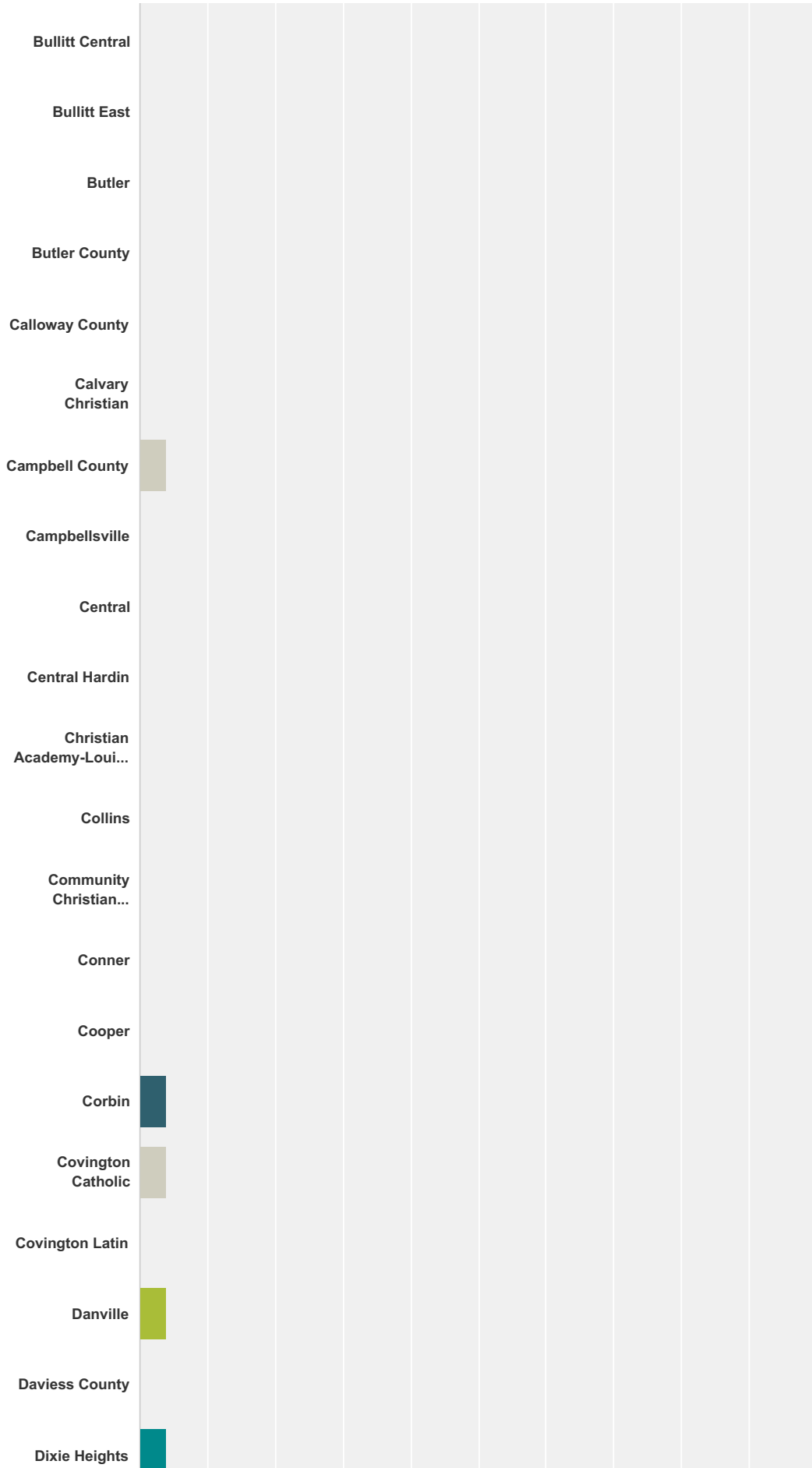
Answer Choices	Responses	
Yes	30.77%	8
No	69.23%	18
Total		26

Q10 What school do you represent?

Answered: 25 Skipped: 22



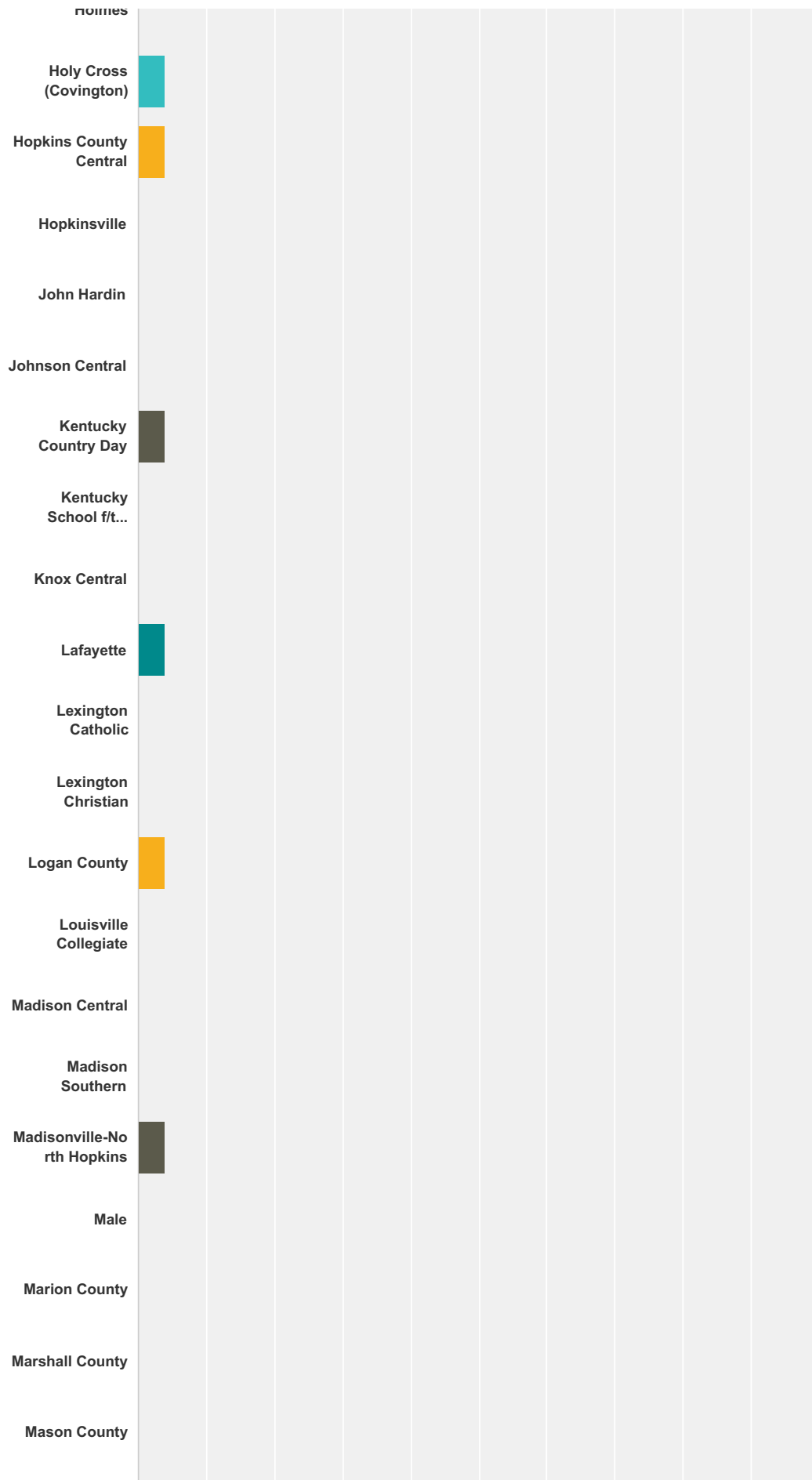
2015-2016 KHSAA Swimming & Diving Survey



2015-2016 KHSAA Swimming & Diving Survey



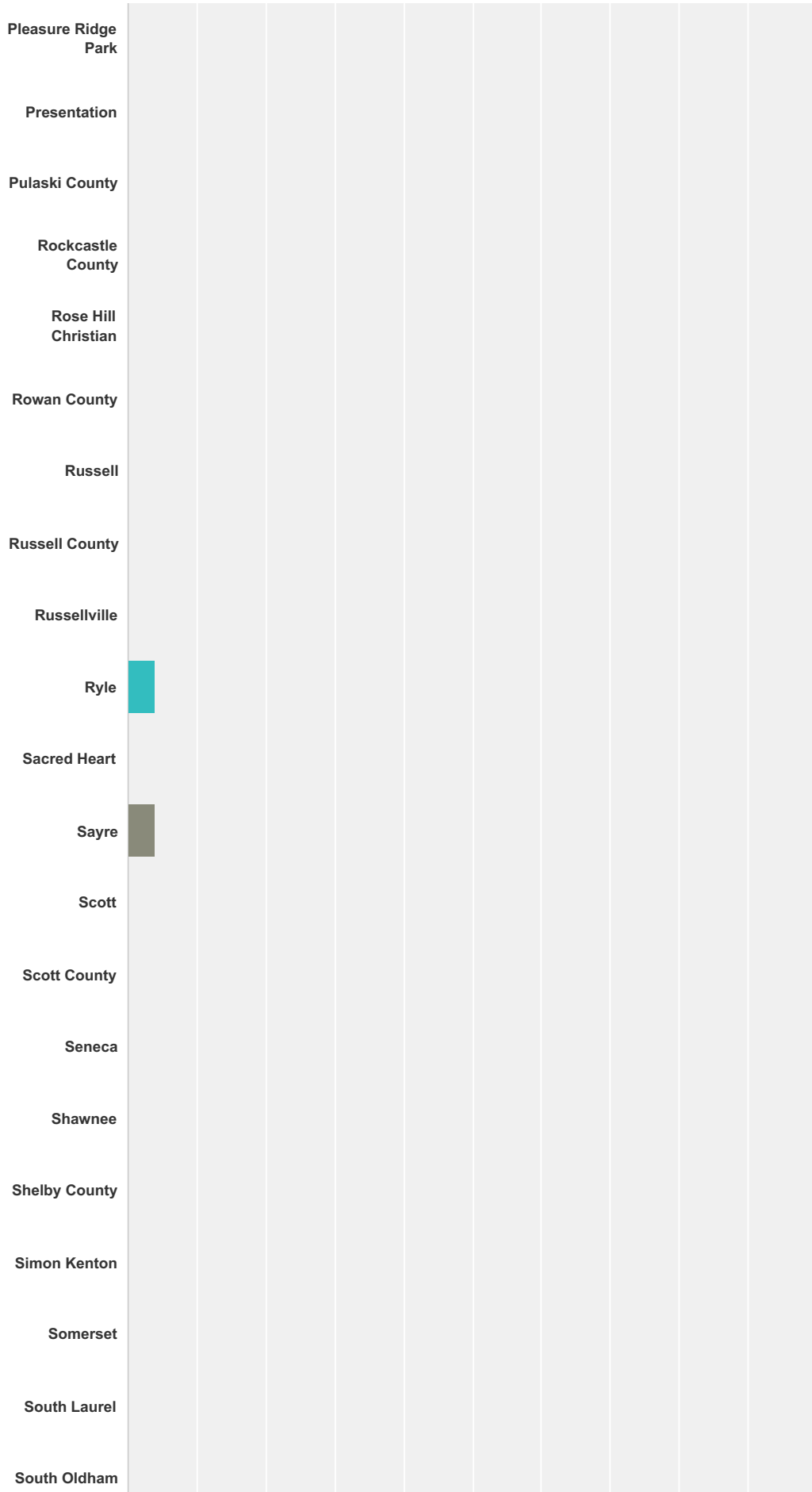
2015-2016 KHSAA Swimming & Diving Survey



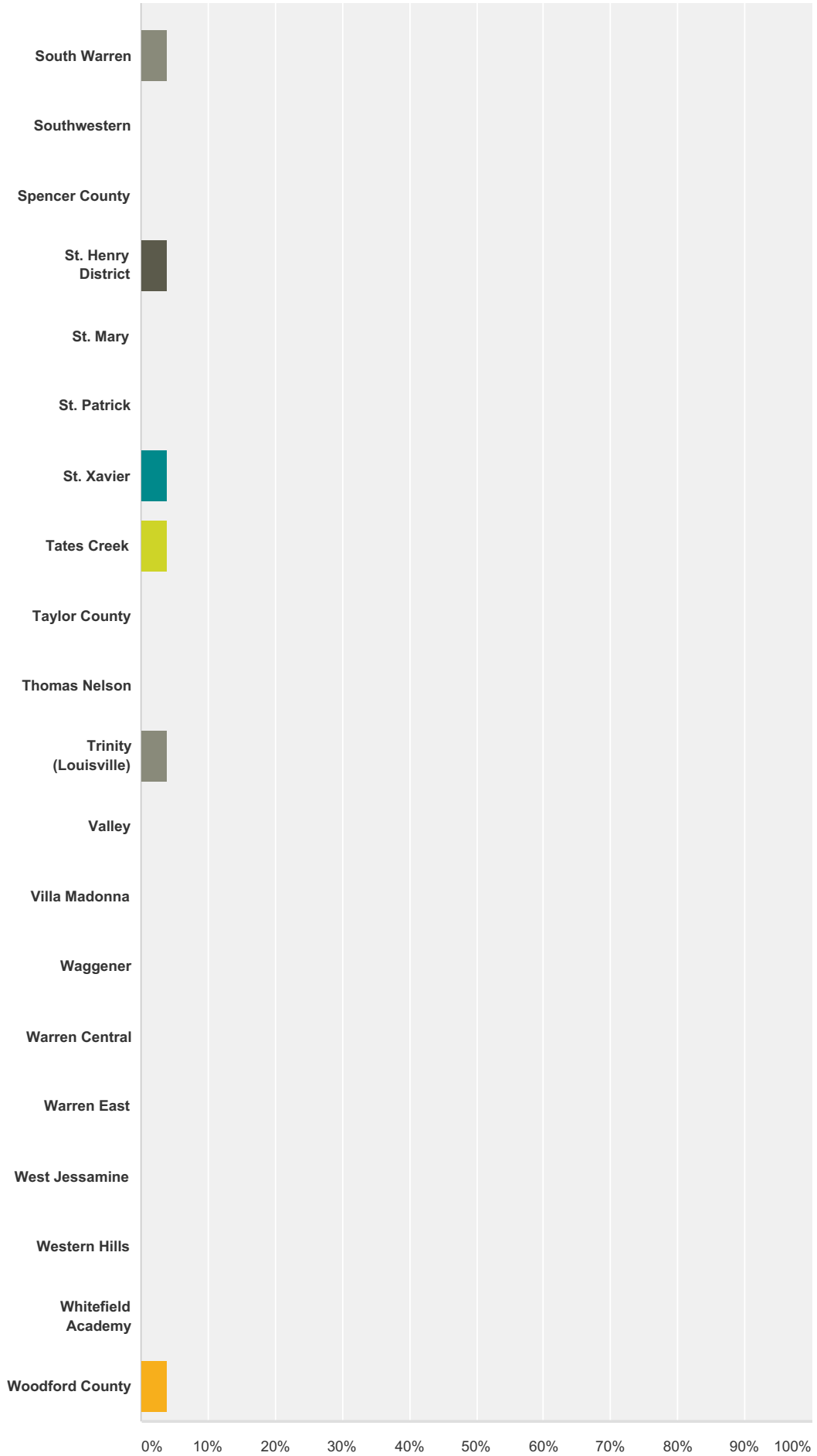
2015-2016 KHSAA Swimming & Diving Survey

McCracken County									
Meade County									
Mercy									
Model									
Monroe County									
Montgomery County									
Muhlenberg County									
Murray									
Nelson County									
North Bullitt									
North Hardin									
North Laurel									
North Oldham									
Notre Dame									
Ohio County									
Oldham County									
Oneida Baptist Institute									
Owensboro									
Owensboro Catholic									
Paducah Tilghman									
Paul Laurence Dunbar									

2015-2016 KHSAA Swimming & Diving Survey



2015-2016 KHSAA Swimming & Diving Survey



2015-2016 KHSAA Swimming & Diving Survey

Answer Choices	Responses	
Allen County-Scottsville	0.00%	0
Anderson County	0.00%	0
Apollo	0.00%	0
Ashland Blazer	0.00%	0
Assumption	0.00%	0
Atherton	0.00%	0
Ballard	4.00%	1
Barbourville	0.00%	0
Barren County	0.00%	0
Beechwood	4.00%	1
Berea	0.00%	0
Bethlehem	0.00%	0
Boone County	0.00%	0
Bourbon County	0.00%	0
Bowling Green	0.00%	0
Boyd County	0.00%	0
Boyle County	4.00%	1
Brown	0.00%	0
Bryan Station	4.00%	1
Bullitt Central	0.00%	0
Bullitt East	0.00%	0
Butler	0.00%	0
Butler County	0.00%	0
Calloway County	0.00%	0
Calvary Christian	0.00%	0
Campbell County	4.00%	1
Campbellsville	0.00%	0
Central	0.00%	0
Central Hardin	0.00%	0
Christian Academy-Louisville	0.00%	0
Collins	0.00%	0
Community Christian (Paducah)	0.00%	0

2015-2016 KHSAA Swimming & Diving Survey

Conner	0.00%	0
Cooper	0.00%	0
Corbin	4.00%	1
Covington Catholic	4.00%	1
Covington Latin	0.00%	0
Danville	4.00%	1
Daviess County	0.00%	0
Dixie Heights	4.00%	1
Doss	0.00%	0
DuPont Manual	4.00%	1
East Carter	0.00%	0
East Jessamine	0.00%	0
Eastern	0.00%	0
Elizabethtown	0.00%	0
Fairdale	0.00%	0
Fern Creek	0.00%	0
Fleming County	0.00%	0
Fort Knox	0.00%	0
Frankfort	0.00%	0
Franklin County	0.00%	0
Franklin-Simpson	0.00%	0
George Rogers Clark	0.00%	0
Glasgow	0.00%	0
Greenwood	0.00%	0
Harrison County	0.00%	0
Henderson County	0.00%	0
Henry Clay	0.00%	0
Highlands	4.00%	1
Holmes	0.00%	0
Holy Cross (Covington)	4.00%	1
Hopkins County Central	4.00%	1
Hopkinsville	0.00%	0
John Hardin	0.00%	0
Johnson Central	0.00%	0
Kentucky Country Day	4.00%	1

2015-2016 KHSAA Swimming & Diving Survey

Kentucky School f/t Blind	0.00%	0
Knox Central	0.00%	0
Lafayette	4.00%	1
Lexington Catholic	0.00%	0
Lexington Christian	0.00%	0
Logan County	4.00%	1
Louisville Collegiate	0.00%	0
Madison Central	0.00%	0
Madison Southern	0.00%	0
Madisonville-North Hopkins	4.00%	1
Male	0.00%	0
Marion County	0.00%	0
Marshall County	0.00%	0
Mason County	0.00%	0
McCracken County	0.00%	0
Meade County	0.00%	0
Mercy	0.00%	0
Model	0.00%	0
Monroe County	0.00%	0
Montgomery County	0.00%	0
Muhlenberg County	0.00%	0
Murray	0.00%	0
Nelson County	0.00%	0
North Bullitt	0.00%	0
North Hardin	0.00%	0
North Laurel	0.00%	0
North Oldham	0.00%	0
Notre Dame	0.00%	0
Ohio County	0.00%	0
Oldham County	0.00%	0
Oneida Baptist Institute	0.00%	0
Owensboro	0.00%	0
Owensboro Catholic	0.00%	0
Paducah Tilghman	0.00%	0

2015-2016 KHSAA Swimming & Diving Survey

Paul Laurence Dunbar	0.00%	0
Pleasure Ridge Park	0.00%	0
Presentation	0.00%	0
Pulaski County	0.00%	0
Rockcastle County	0.00%	0
Rose Hill Christian	0.00%	0
Rowan County	0.00%	0
Russell	0.00%	0
Russell County	0.00%	0
Russellville	0.00%	0
Ryle	4.00%	1
Sacred Heart	0.00%	0
Sayre	4.00%	1
Scott	0.00%	0
Scott County	0.00%	0
Seneca	0.00%	0
Shawnee	0.00%	0
Shelby County	0.00%	0
Simon Kenton	0.00%	0
Somerset	0.00%	0
South Laurel	0.00%	0
South Oldham	0.00%	0
South Warren	4.00%	1
Southwestern	0.00%	0
Spencer County	0.00%	0
St. Henry District	4.00%	1
St. Mary	0.00%	0
St. Patrick	0.00%	0
St. Xavier	4.00%	1
Tates Creek	4.00%	1
Taylor County	0.00%	0
Thomas Nelson	0.00%	0
Trinity (Louisville)	4.00%	1
Valley	0.00%	0

2015-2016 KHSAA Swimming & Diving Survey

Villa Madonna	0.00%	0
Waggener	0.00%	0
Warren Central	0.00%	0
Warren East	0.00%	0
West Jessamine	0.00%	0
Western Hills	0.00%	0
Whitefield Academy	0.00%	0
Woodford County	4.00%	1
Total		25