



**FLOYD COUNTY BOARD OF EDUCATION**  
**Dr. Henry L. Webb, Superintendent**  
**106 North Front Avenue**  
**Prestonsburg, Kentucky 41653**  
**Telephone (606) 886-2354 Fax (606) 886-8862**  
**www.floyd.kyschools.us**

**Jeff Stumbo, Chair - District 3**  
**Linda C. Gearheart, Vice-Chair- District 1**  
**Dr. Chandra Varia, Member - District 2**  
**Rhonda Meade, Member - District 4**  
**Sherry Robinson- Member - District 5**

**Date: September 13, 2016**

**To: Dr. Henry Webb – Superintendent**

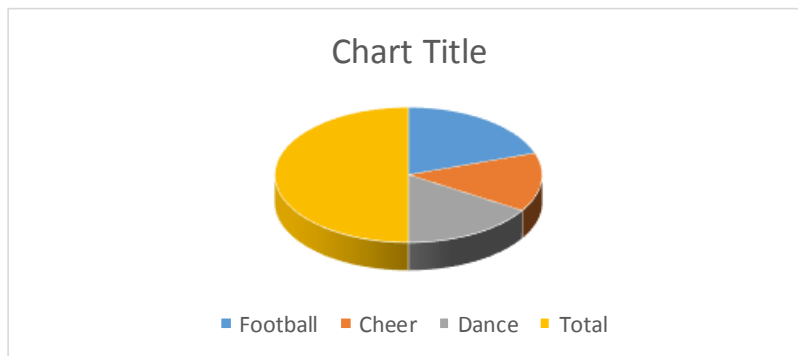
**Subject: Athletes' grades and attendance**

**Per request by the Floyd County Board of Education this is an academic and attendance report on our student athletes participating in our district.**

**Below is the breakdown of our fall elementary, middle and high school athletic teams.**

**Elementary School**

Football	Cheer	Dance	Total
38	27	31	96

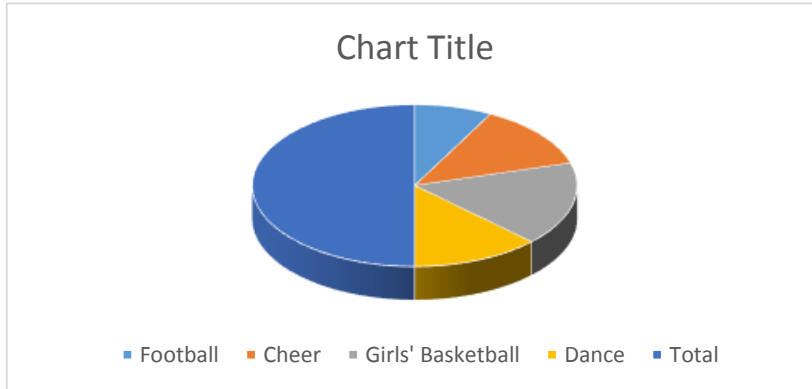


**There were no elementary school student's ineligible because of academics and one student athlete was withheld from athletic participation because of attendance during fall sports.**

School	Student	Grade	Academics	Student Attendance	Attendance %	F	P	R
AES		3			84%		P	

### Middle School

Football	Cheer	Girls' Basketball	Dance	Total
49	81	106	81	317

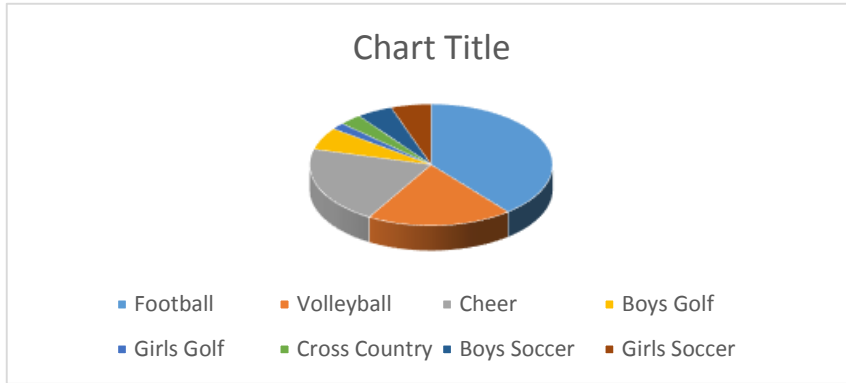


**There were thirteen middle school student's ineligible because of academics and three student athletes were withheld from athletic participation because of attendance during fall sports.**

School	Student	Grade	Academics	Student Attendance	Attendance %	F	P	R
ACMS		7					P	
		6				F		
		8				F		
		8				F		
		8				F		
		6				F		
		6						R
		7				F		
		6						R
		6				F		
		8			92%	F		
AMS		8				F		
		8					P	
AES		7			90%		P	
		6			84%		P	
SFMS		6				F		

## High School

Football	Volleyball	Cheer	Boys Golf	Girls Golf	Cross Country	Boys Soccer	Girls Soccer	Total
131	65	69	20	6	10	16	18	335



**There was one high school student ineligible because of academics and four student athletes were withheld from athletic participation because of attendance during fall sports.**

School	Student	Grade	Academics	Student Attendance	Attendance %	F	P	R
BLHS		10			88%	F		
PHS		9				F		
SFHS		11			87%	F		
		9			77%	F		
		10			96%	F		