



# Improving Student Literacy

**Board Update – Strategy 1.1.5**

*August 23, 2016*



## Key Initiatives to Improve Student Literacy

- Kindergarten Readiness Camps
- Summer Literacy Boost
- JCPS YMCA Summer Partnerships
- JCPS Bellarmine Literacy Project

**Comprehensive  
Strategy focused on  
Early Intervention  
Supporting Third  
Grade Reading Pledge**





# Camp Ready4K

Kindergarten Readiness Camps





## Purpose and Intended Outcome

Fall 2015 Kindergarten  
Brigance data - **47.9%** of all  
JCPS incoming  
kindergartners were ready  
for school

Students who attended  
Kindergarten Camps during  
the summer of 2015 - **70.7%**  
of the students were ready  
for school (BRIGANCE 2015)





## Purpose and Intended Outcome

Expanding the camp in 2016 allowed us to serve more students - increase overall kindergarten readiness

JCPS partnered with the Archdiocese of Louisville to offer more locations in order to impact more students across our community



## Target Audience

All incoming kindergarten students in Jefferson County were eligible to attend Camp Ready4K (Most were F/R Lunch)

Six JCPS Sites - Jaeger, Unseld, Dawson Orman, Duvalle, Shawnee, and McFerran



## Target Audience

Four Archdiocese Sites - St. Rita, St. Nicholas, St. Stephen Martyr, and St. Bernard

Approximately 1,000 students were enrolled in the camp

Staff included Early Childhood, Kindergarten, and Primary Teachers





## Funding Source/Cost per student


- Total Funding - \$1.2 million
- Donors included C. E. & S. Foundation, Catholic Education Foundation of Louisville, the Archdiocese of Louisville, JCPS, JCPEF, the James Graham Brown Foundation, the Gheens Foundation, Delta Dental of Kentucky's charitable initiative Making Smiles Happen, the VV Cooke Foundation, and the Lift a Life Foundation
- Approximate Cost per student - \$800





# Impact on Student Achievement - 2015

	Attendance Rate	Overall K-Ready (Ready & Ready with Enrichments)		Cognitive (AVG & Above AVG)		Physical Well- Being (AVG & Above AVG)		Language (AVG & Above AVG)		Self-Help (AVG & Above AVG)		Social Emotional (AVG & Above AVG)		TOTAL
		#	%	#	%	#	%	#	%	#	%	#	%	
	0%-25%	7	47%	6	40%	9	60%	12	80%	8	53%	12	80%	15
	26%-75%	26	60%	17	40%	29	67%	28	65%	27	63%	31	72%	43
	76%-100%	167	74%	141	63%	156	69%	158	70%	118	52%	153	68%	225
	All	200	71%	164	58%	194	69%	198	70%	153	54%	196	69%	283





# Summer Literacy Boost

Currently Title I Funded Initiative

Currently Serving Limited  
Students in Title I Schools





## Purpose and Intended Outcomes

Provide additional time and support for student learning with an intentional focus on literacy

Prevent summer learning loss for high need students

Increase on grade level reading for students not yet reading on grade level





## Target Audience

- Incoming 1<sup>st</sup> and 2<sup>nd</sup> graders (2016-17) from 59 Title I schools
- Approximately 1,000 students invited, about 800 participate
- Program dates: July 6<sup>th</sup> – July 28<sup>th</sup> 8:30-12:30
- Pair our best teachers with our high need students
  - Reading Recovery Teachers
  - Comprehensive Intervention Model (CIM) trained Teachers
  - Laureates of Bellarmine Literacy Project



## Funding Source/Cost per student

Total Funding -  
\$700,000

Title I Funds

Approximate  
Cost per  
student - \$900



# Expanding Summer Literacy Boost

Summer 2015	Summer 2016
52 Title I schools participated	59 Title I schools participated
~600 Students participated	~800 Students participated
Participating schools identified 18 struggling readers to participate in the program	Participating schools identified 22 struggling readers to participate in the program
Students served breakfast and lunch	Students served breakfast and lunch
Transportation provided	Transportation provided
Approximate cost \$1,400 per student (including materials)	Approximate cost \$900 per student (utilizing materials already purchased)





# Impact on Student Achievement



2015 Summer Literacy Boost	
73%	of participating students increased reading text level on Developmental Reading Assessment (DRA)
10%	of participating students maintained reading text level (DRA)
16%	of participating students showed inconclusive data (DRA)



# Impact on Student Achievement



2016 Summer Literacy Boost	
62%	of participating students increased reading text level on Developmental Reading Assessment (DRA)
12%	of participating students maintained reading text level (DRA)
25%	of participating students showed inconclusive data (DRA)



# Vision for Summer Literacy Boost 2017 and Beyond

Year	Target Students (District – wide)	Estimated Number of Students	Estimated Cost (estimated cost per student \$1,100)	Funding Source
2017	Incoming 1 <sup>st</sup> grade students reading below grade level	3,500 1 <sup>st</sup>	~4 million	General Fund
2018	Incoming 1 <sup>st</sup> AND 2 <sup>nd</sup> grade students reading below grade level	3,500 1 <sup>st</sup> 2,500 2 <sup>nd</sup>	~6.6 million	General Fund
2019	Incoming 1 <sup>st</sup> , 2 <sup>nd</sup> AND 3 <sup>rd</sup> grade students reading below grade level	3,500 1 <sup>st</sup> 2,500 2 <sup>nd</sup> 1,500 3 <sup>rd</sup>	~8.3 million	General Fund
2020	Incoming 1 <sup>st</sup> , 2 <sup>nd</sup> , 3 <sup>rd</sup> AND 4 <sup>th</sup> grade students reading below grade level	3,500 1 <sup>st</sup> 2,500 2 <sup>nd</sup> 1,500 3 <sup>rd</sup> 500 4 <sup>th</sup>	~8.8 million	General Fund





# JCPS/YMCA Partnerships

Summer Learning Loss  
and  
Power Scholars



# Purpose and Intended Outcomes

Summer Learning Loss	Power Scholars
Provide additional time and support for student learning with an intentional focus on literacy	Provide additional time and support for student learning with an intentional focus on literacy and STEM
Prevent summer learning loss	Prevent summer learning loss
Provide enrichment activities to support literacy	Provide enrichment activities to support literacy and STEM



# Target Audience/Program

Summer Learning Loss	Power Scholars
Participating Schools: Byck, Gutermuth, King, Price, Shacklette, Wellington, Wheatley	Participating Schools: Jacob and Shelby
Student participation goal: 560 (incoming 1 <sup>st</sup> – 5 <sup>th</sup> graders)	Student participation goal: 240 (incoming 1 <sup>st</sup> – 5 <sup>th</sup> graders)
6 Consecutive weeks, Monday – Thursday 8:30-4:30	5 Consecutive weeks, Monday – Friday 8:30 -4:30
Students served breakfast and lunch	Students served breakfast and lunch
Transportation provided	Transportation provided
2.5 hours of literacy instruction by JCPS teachers – 4 Block Literacy	1.5 hours of literacy instruction and 1.5 hours of math instruction by JCPS teachers
4.5 hours of enrichment aligned with literacy standards	4.5 hours of enrichment aligned with literacy and math standards





## Estimated Cost for 2016

- Expanded the partnership from 5 schools to 9 schools
- JCPS funded teacher salaries and transportation
- YMCA paid enrichment staff and field trip costs
- Estimated JCPS cost per student \$500
- Total Cost to JCPS approximately \$250,000



# JCPS BELLARMINE LITERACY PROJECT

## Purpose and Intended Outcomes

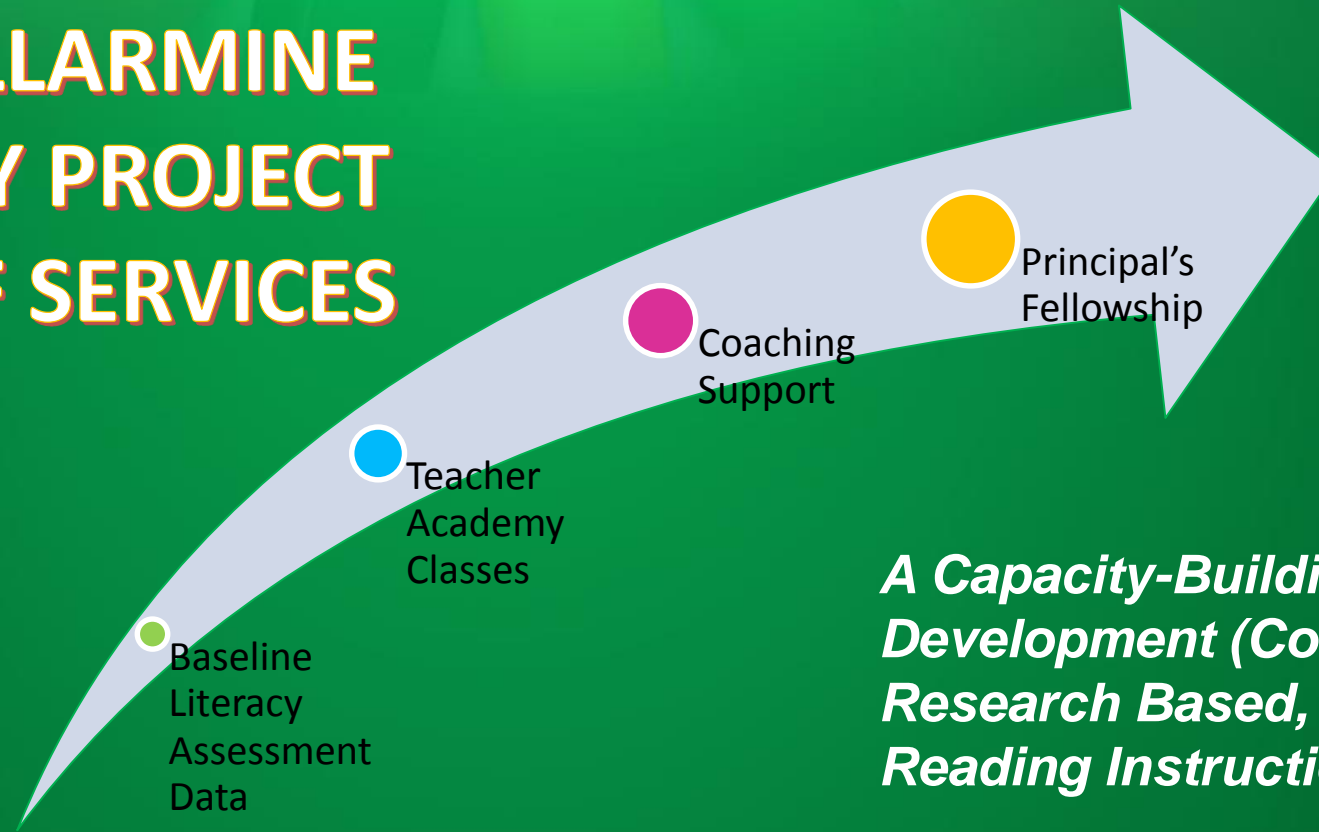
Deep content  
knowledge of the  
reading process and  
reading instruction  
(*Knowledge*)

Research-Based,  
Culturally Responsive  
Reading Instruction  
(*Skill*)

Growth vs. fixed  
mindset  
(*Dispositions*)



# JCPS BELLARMINE LITERACY PROJECT LEVEL OF SERVICES



*A Capacity-Building Model for Teacher  
Development (Cooter & Cooter, 2003) in  
Research Based, Culturally Relevant  
Reading Instruction*



3<sup>rd</sup> Grade  
Reading  
Pledge





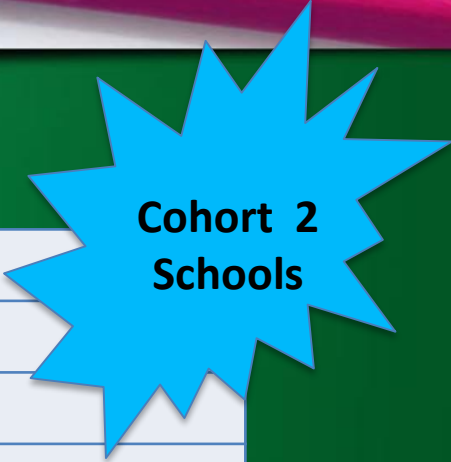
# JCPS BELLARMINE LITERACY PROJECT

**Cohort I  
Schools**

Atkinson Elementary	Mill Creek Elementary
Blue Lick Elementary	Portland Elementary
Camp Taylor Elementary	Price Elementary
Cane Run Elementary	Rangeland Elementary
Foster Traditional Elem.	Roosevelt-Perry
Gilmore Lane Elementary	Semple Elementary
Greenwood Elementary	Shelby Traditional Elementary
Gutermuth Elementary	Slaughter Elementary
Jacob Elementary	Young Elementary
King Elementary	19 Schools



# JCPS BELLARMINE LITERACY PROJECT



Blake Elementary	Luhr Elementary
Breckinridge Franklin Elementary	McFerran Elementary
Byck Elementary	Middletown Elementary
Cochrane Elementary	Rutherford Elementary
Coleridge Taylor Elementary	Sanders Elementary
Crums Lane Elementary	Shacklette Elementary
Dixie Elementary	Trunnell Elementary
Goldsmith Elementary	Watson Lane Elementary
Hawthorne Elementary	Wellington Elementary
Hazelwood Elementary	Wheatley Elementary
Indian Trail Elementary	Wilkerson Elementary
Johnsontown Road Elementary	Zachary Taylor Elementary
Klondike Elementary	25 Schools



# JCPS BELLARMINE LITERACY PROJECT



Alex R. Kennedy Elementary	Chancey Elementary
Coral Ridge Elementary	Engelhard Elementary
Eisenhower Elementary	Fairdale Elementary
Fern Creek Elementary	Jeffersontown Elementary
Kerrick Elementary	Layne Elementary
Maupin Elementary	Medora Elementary
Minors Lane Elementary	Norton Commons Elementary
Okolona Elementary	Smyrna Elementary
Stonestreet Elementary	Watterson Elementary
Wheeler Elementary	19 Schools





# JCPS BELLARMINE LITERACY PROJECT

## New Schools Participating Annually

	2014	2015	2016	Total
Elementary Schools	19	25	19	63

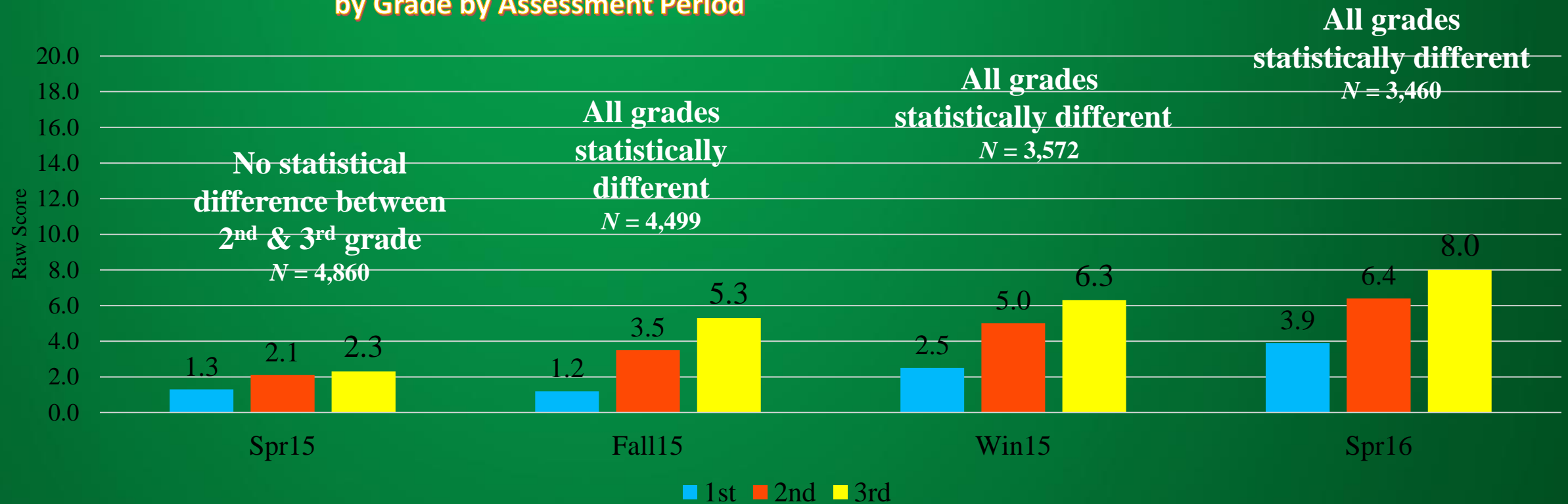
## Teacher Participation (K-3, ECE, ESL, Intervention Teachers)

	2014	2015	2016	Total
Year 1 Coursework	162*	224	247	633
Year 2 Coursework	N/A	70	171	241
Total	162	294	418	874



**Impact on Student Achievement  
Phonics/Word Knowledge Scores  
Measured by Development Spelling Assessment  
by Grade by Assessment Period**

**End of 3<sup>rd</sup>-Grade  
criterion: 10**



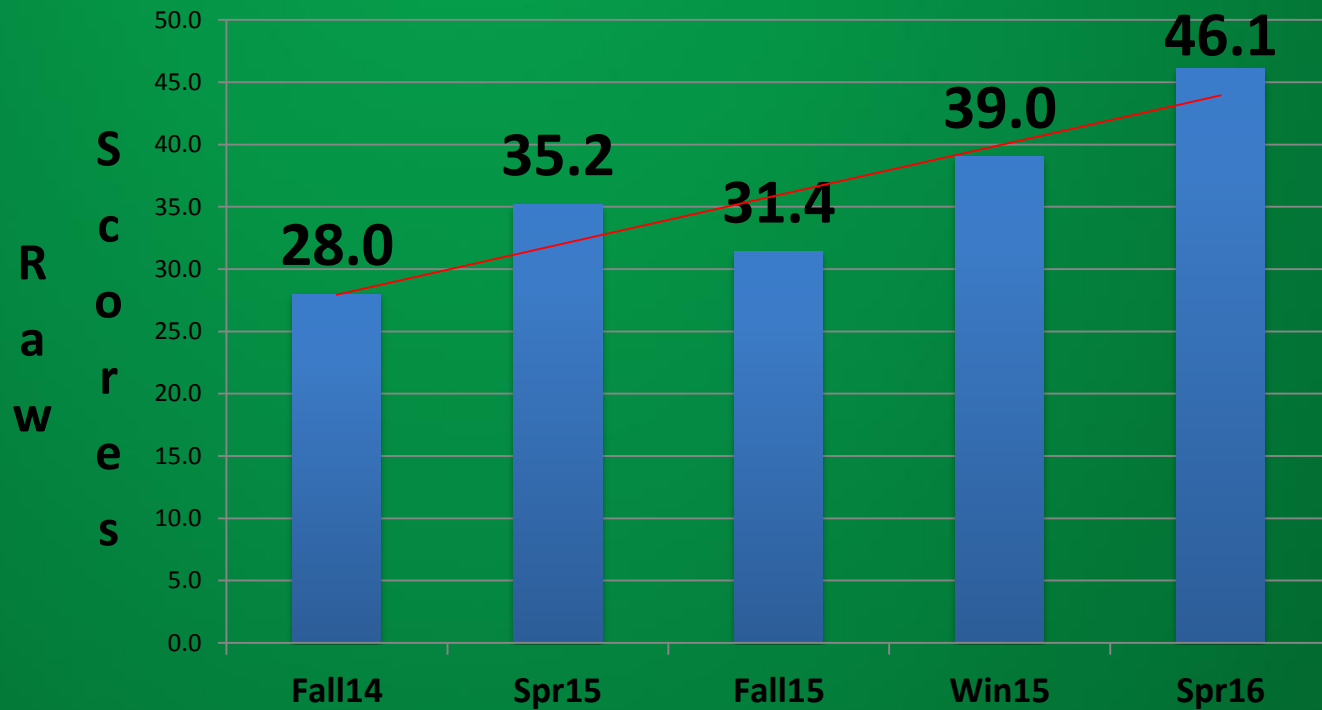


# Impact on Student Achievement

## Sight-Word Reading

1<sup>st</sup>, 2<sup>nd</sup>, & 3<sup>rd</sup> grade (n = 3,572)

+31%



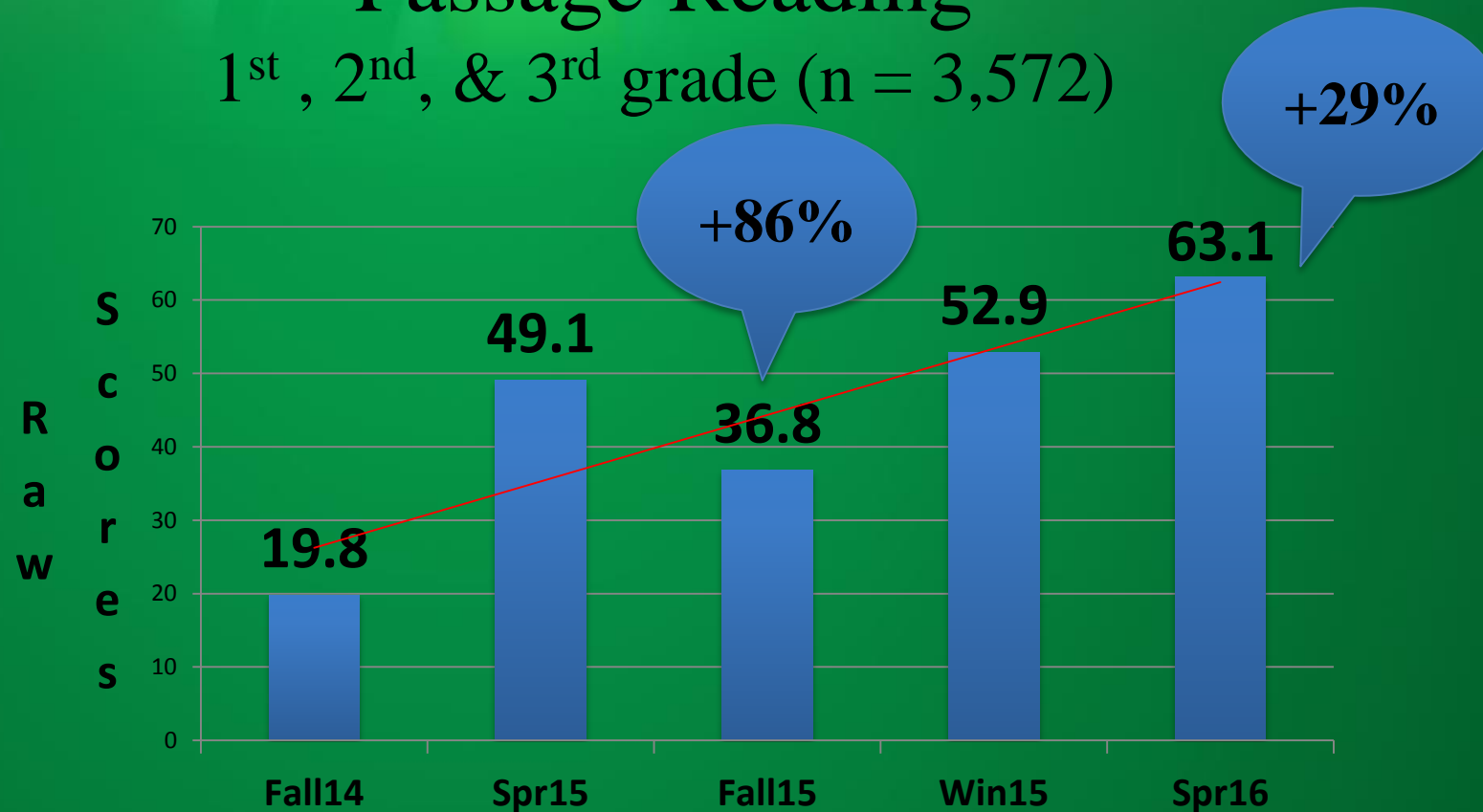




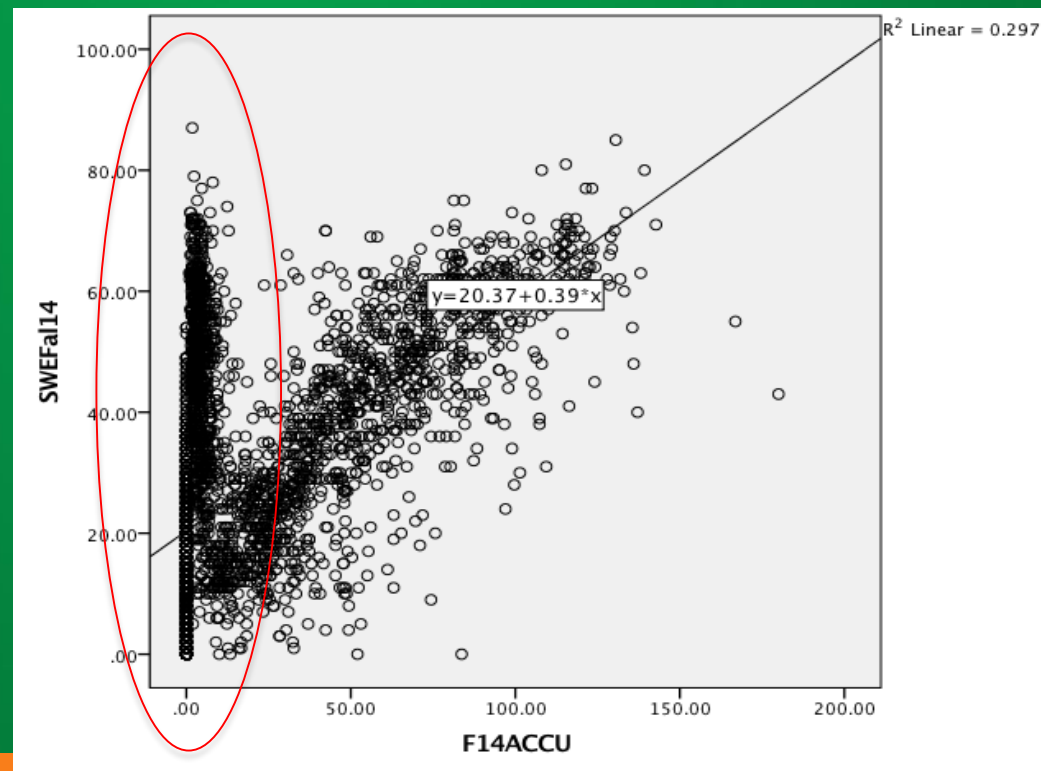
# Impact on Student Achievement

## Passage Reading

1<sup>st</sup>, 2<sup>nd</sup>, & 3<sup>rd</sup> grade (n = 3,572)

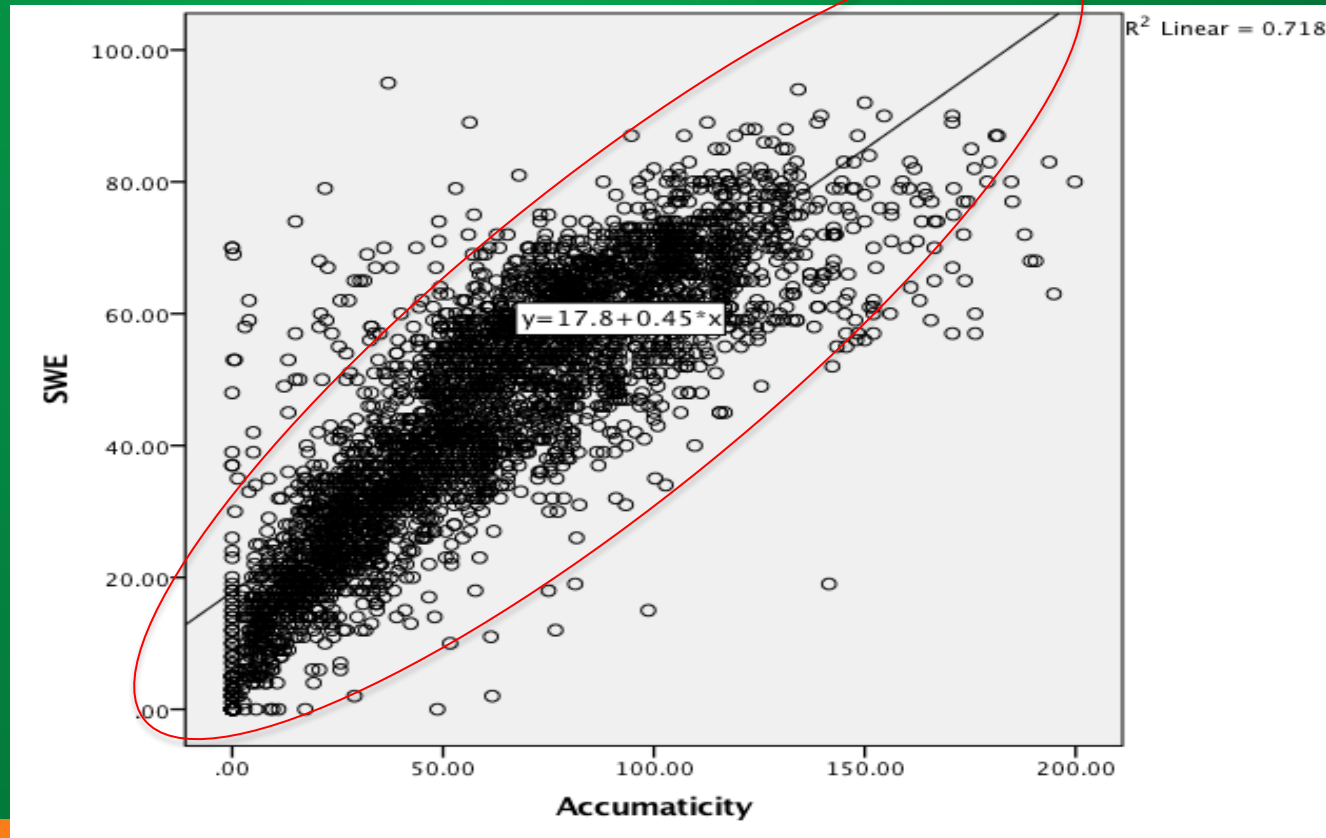


# Impact on Student Achievement Fall, 2014: “Wallflowers”



# Impact on Student Achievement


## Spring 2016: “On the Dance Floor”








Synergistic Vision of JCPS  
Bellarmino Literacy  
Project



**Literacy acquisition at  
the college/career-  
ready level is  
essential  
to full participation in  
today's society/economy.**

*Moral Imperative*



**5 Phase  
Strategic Plan  
for Training all  
K-3 Teachers in  
92 Elementary  
Schools**

Synergistic  
Vision of JCPS  
Bellarmino  
Literacy  
Project

**Literacy acquisition at  
the college/career-  
ready level is  
essential  
to full participation in  
today's society/economy.**



**5 Phase Strategic  
Plan for Training all  
K-3 Teachers in 92  
Elementary Schools**

**Systematic and  
Coherent  
Implementation of  
the BLP**

**Synergistic  
Vision of  
JCPS  
Bellarmine  
Literacy  
Project**

**Literacy acquisition at the  
college/career-ready level is  
essential  
to full participation in today's  
society/economy.**







**5 Phase Strategic  
Plan for Training all  
K-3 Teachers in 92  
Elementary Schools**

**Systematic and  
Coherent  
Implementation of  
the BLP**

**Synergistic  
Vision of  
JCPS  
Bellarmine  
Literacy  
Project**

**Literacy acquisition at the  
college/career-ready level is  
essential  
to full participation in today's  
society/economy.**

**Continuous Improvement  
through Program and  
Process Evaluation**



## Next Steps for Continued Growth/Improvement

Continued growth and expansion of Kindergarten Readiness Camps

Change the funding source for Summer Literacy Boost from Title I dollars to General Fund dollars - target more students not yet reading on grade level

Improve recruitment efforts for YMCA Summer Partnerships and refine metrics

Continue to grow and expand the JCPS Bellarmine Literacy Project