



**FLOYD COUNTY BOARD OF EDUCATION**  
**Dr. Henry Webb, Superintendent**  
**106 North Front Avenue**  
**Prestonsburg, Kentucky 41653**  
**Telephone (606) 886-2354 Fax (606) 886-8862**  
**[www.floyd.kyschools.us](http://www.floyd.kyschools.us)**

**Jeff Stumbo, Chair - District 3**  
**Linda C. Gearheart, Member - District 1**  
**Dr. Chandra Varia, Member - District 2**  
**Rhonda Meade, Member - District 4**  
**Sherry Robinson - District 5**

**Student Support:** Receive Utility Report for Allen Elementary.

**Applicable Statue(s), etc.:** N/A

**Fiscal Budgetary Impact:**

2014/2015 SY (July 14-June 15) \$92,508.74

2015/2016 SY (July 15-June 16) \$96,570.84

**History / Background:**

**July 2016**

Board received utility report for Prestonsburg High School.

**Staff Recommendation:** To accept report as presented.


**Contact Person:**

**Gregory Adams**

**Director of Facilities**

**(606) 874-9569**

  
Director

  
Superintendent

**DATE:** August 22, 2016

# Utility Report

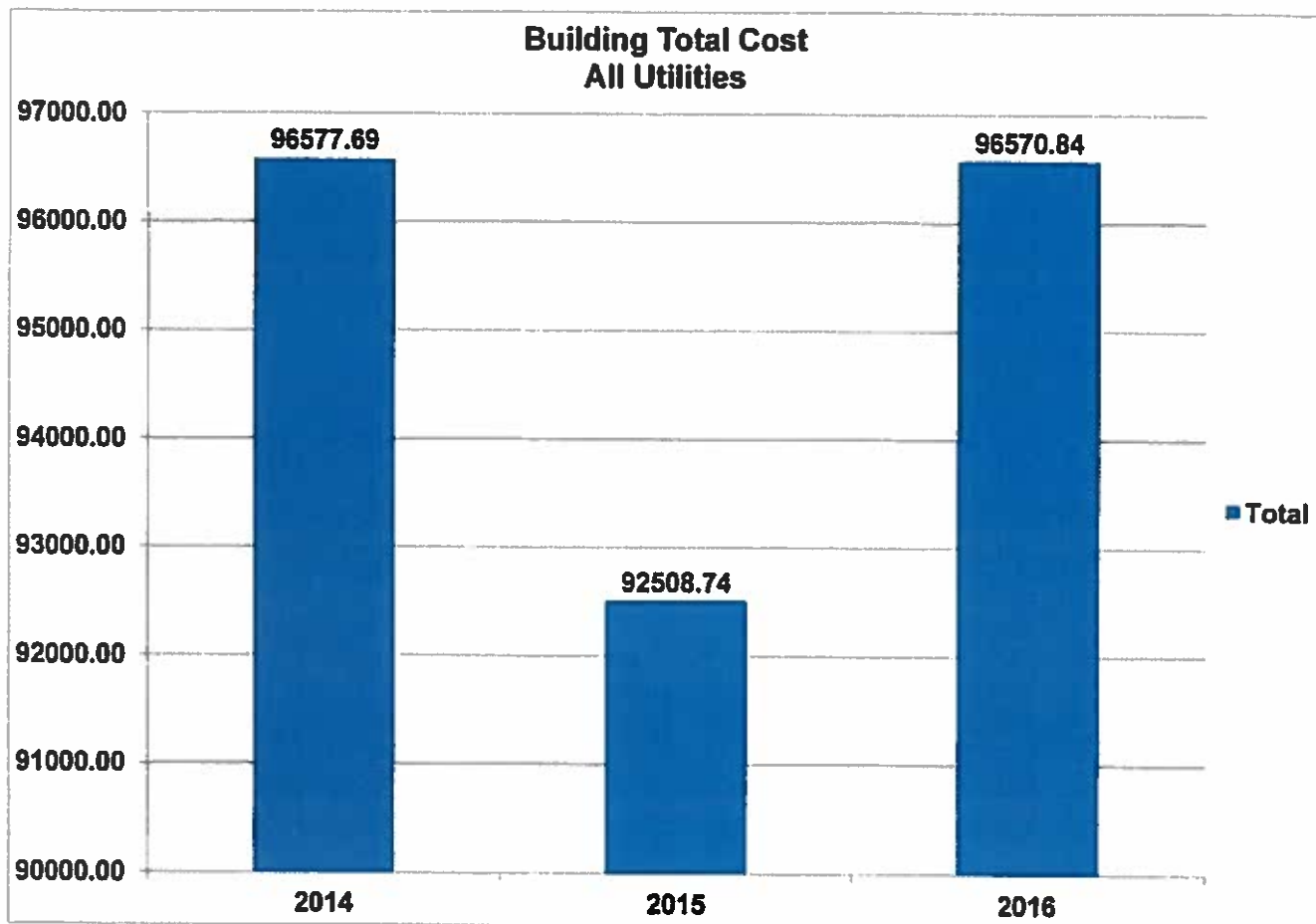
## August 22, 2016



2014-2015 / 2015-2016  
School Years



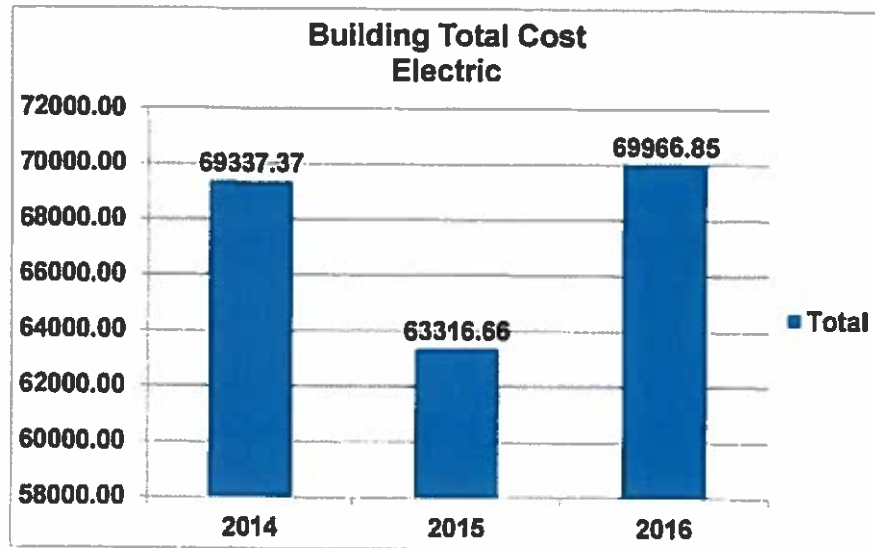
Cost	
Year	Total
2014	96577.69
2015	92508.74
2016	96570.84
Grand Total	285657.27



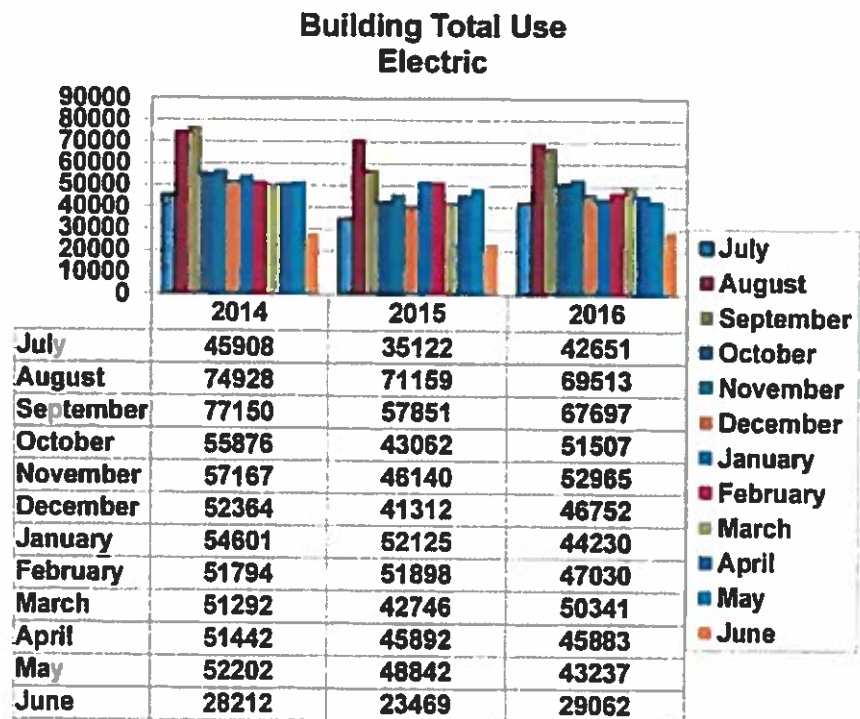
**All Utilities Cost Increased by \$4,062.10**

Increase due to accomodating custodial staff by leaving schedule on daily, in July for cleaning buildings.  
 We have done more training with staff to utilize override in the areas they are working.  
 School started one (1) week earlier than previous year.

Cost	
Year	Total
2014	69337.37
2015	63316.66
2016	69966.85
Grand Total	202620.88

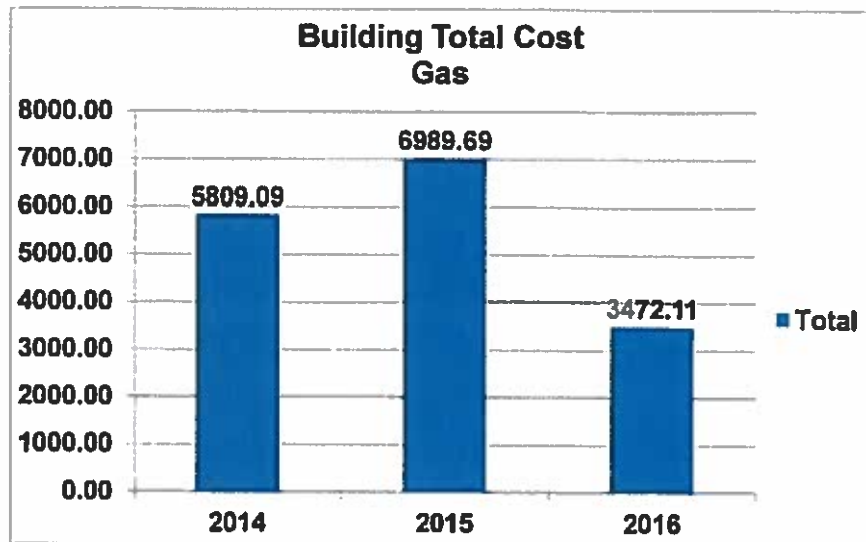


Use	
Year	Grand Total
2014	652936.00
2015	559618.00
2016	590868.00
Grand Total	1803422.00

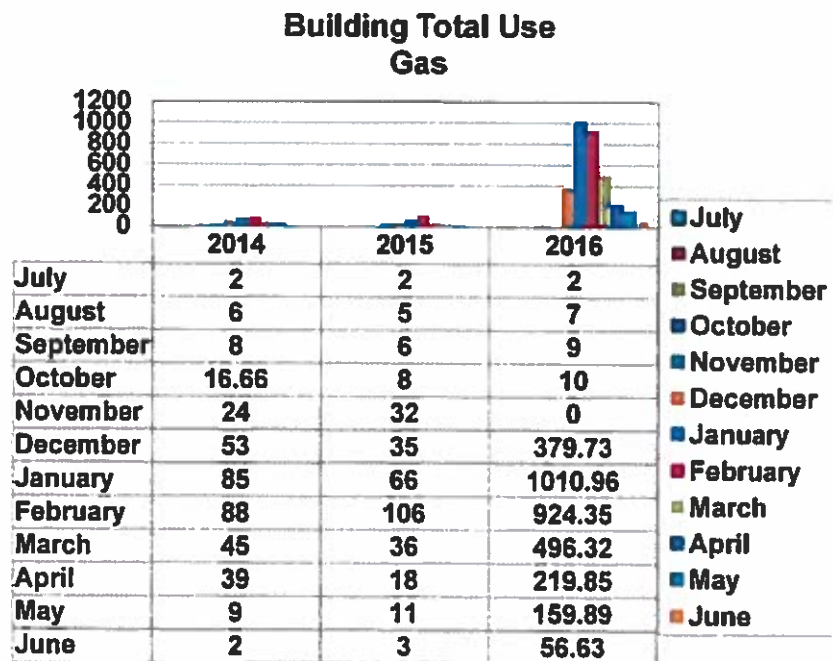


Total Electric Cost Increased by \$6,650.19  
 Total Electric Use Increased by 31,250 KWH  
 Cost Per KWH in 2015 - \$.1131  
 Cost Per KWH in 2016 - \$.1184

Cost	
Year	Total
2014	5809.09
2015	6989.69
2016	3472.11
Grand Total	16270.89

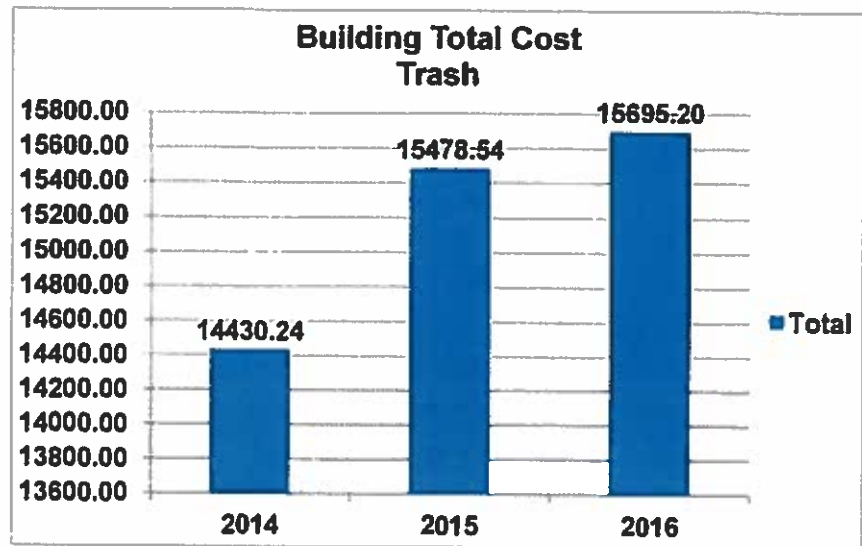


Use	
Year	Grand Total
2014	377.66
2015	328.00
2016	3275.73
Grand Total	3981.39

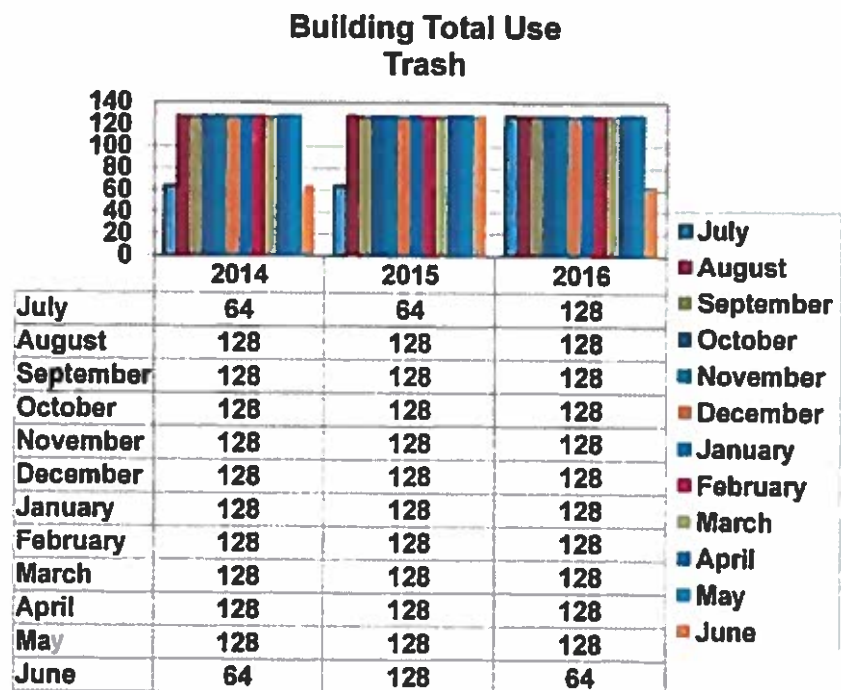


Total Gas Cost Decreased by \$3,517.58  
The Gas Company switch from measuring  
MCF to CCF that is why there is a difference.

Cost	
Year	Total
2014	14430.24
2015	15478.54
2016	15695.20
Grand Total	45603.98



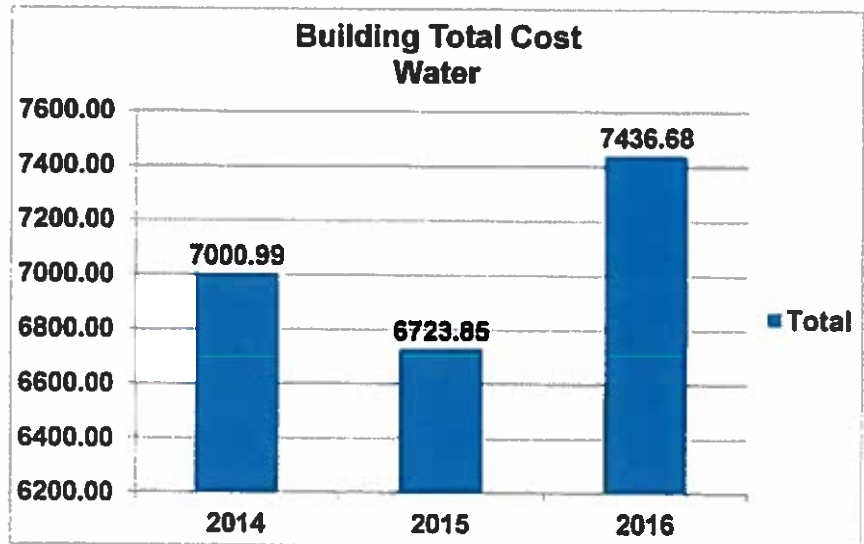
Use	
Year	Grand Total
2014	1408.00
2015	1472.00
2016	1472.00
Grand Total	4352.00



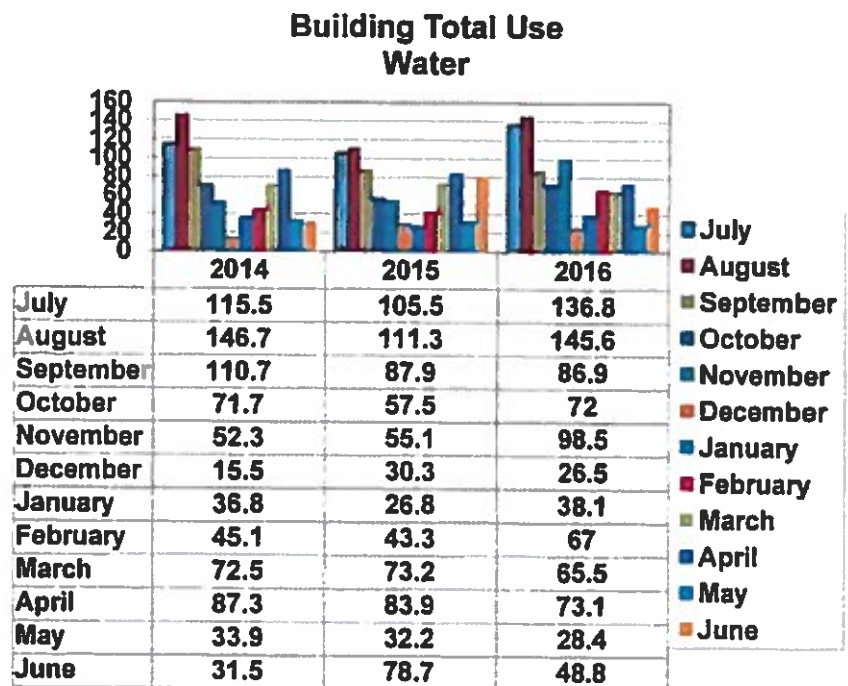
Total Trash Cost Increased by \$216.66  
 Total Trash Use Stayed the Same  
 Trash Cost in 2015 - \$10.51  
 Trash Cost in 2016 - \$10.66



Cost	
Year	Total
2014	7000.99
2015	6723.85
2016	7436.68
Grand Total	21161.52



Use	
Year	Grand Total
2014	819.50
2015	785.70
2016	887.20
Grand Total	2492.40



Total Water Cost Increased by \$712.83  
 Total Water Use Increased by 101.50 KGAL  
 Water Cost Per KGAL in 2015 - \$8.56  
 Water Cost Per KGAL in 2016 - \$8.38

Month	Year 2016 Data		Year 2015 Data		Year 2014 Data	
	HDD	CDD	HDD	CDD	HDD	CDD
Jan	976	0	977	0	1150	0
Feb	736	0	1056	0	826	0
Mar	348	15	554	0	673	0
Apr	244	43	209	22	163	37
May	150	72	44	175	82	146
Jun	3	240	9	271	0	279
Jul	0	342	0	319	6	240
Aug	0	69	2	244	0	266
Sep	0	0	27	166	39	139
Oct	0	0	234	8	272	18
Nov	0	0	376	9	696	0
Dec	0	0	443	1	768	0
Grand Total	2457	781	3931	1215	4675	1125

**Heating degree day (HDD)** is measurement designed to reflect the demand for energy needed to heat a home or Business. It is derived from measurements of outside air Temperature. The heating requirements for a given structure at a specific location are considered to directly proportional to the number of HDD at that location. A similar measurement, cooling degree day (CDD), reflects the amount of energy used to cool a home Or business.

