



FLOYD COUNTY BOARD OF EDUCATION
Dr. Henry Webb, Superintendent
106 North Front Avenue
Prestonsburg, Kentucky 41653
Telephone (606) 886-2354 Fax (606) 886-8862
www.floyd.kyschools.us

Jeff Stumbo, Chair - District 3
Linda C. Gearheart, Member - District 1
Dr. Chandra Varia, Member - District 2
Rhonda Meade, Member - District 4
Sherry Robinson - District 5

Student Support: Receive Utility Report for Allen Central High School.

Applicable Statue(s), etc.: N/A

Fiscal Budgetary Impact:

2013/2014 SY (July 13-June 14) \$155,590.18

2014/2015 SY (July 14-June 15) \$148,132.84

History / Background:

April 2016

Board received utility report for South Floyd School.


Staff Recommendation: To accept report as presented.

Contact Person:

Gregory Adams
Director of Facilities
(606) 874-9569



Director



Superintendent

DATE: May 23, 2016

Utility Report

May 23, 2016



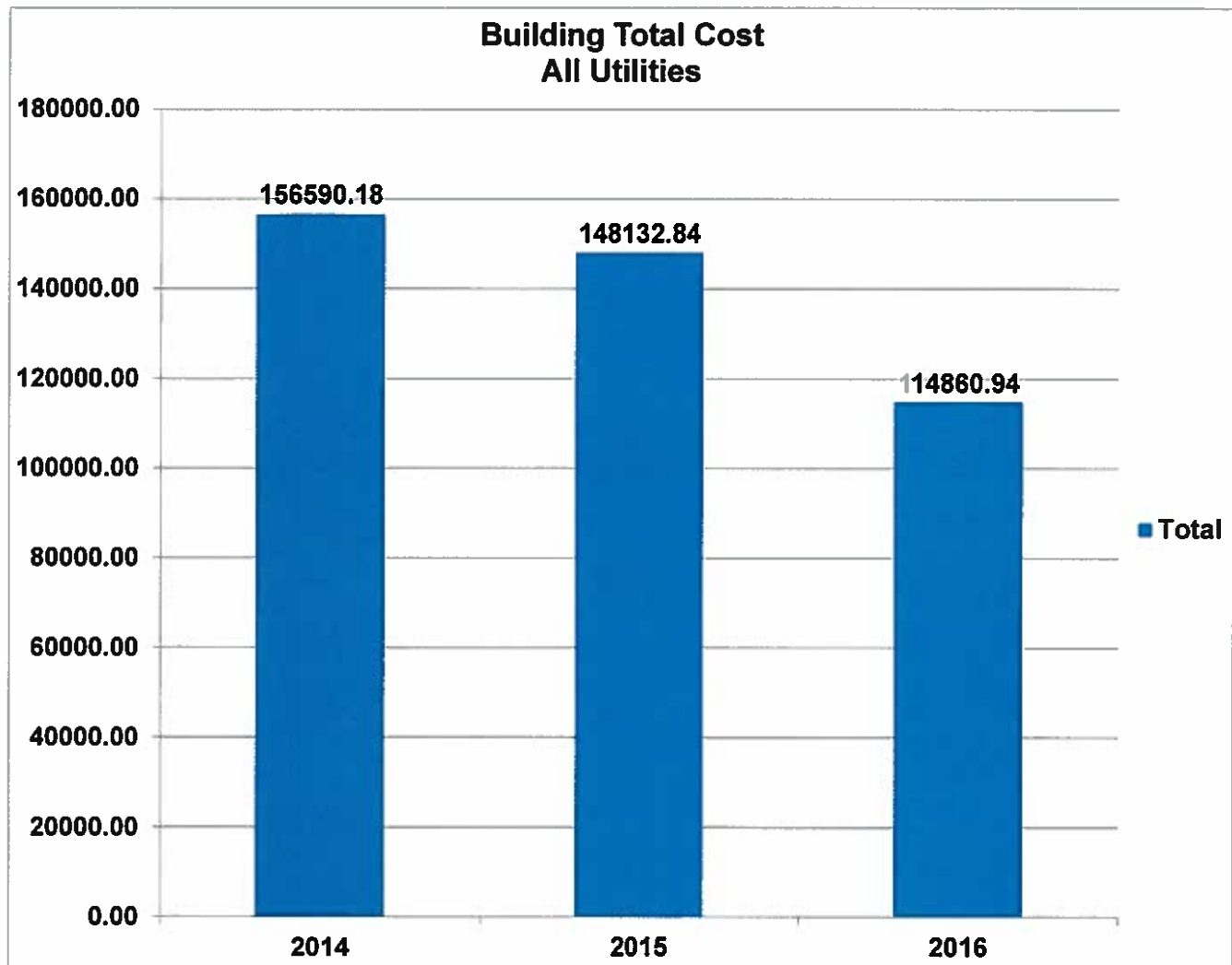
Allen Central High School

2013-2014 / 2014-2015

School Years

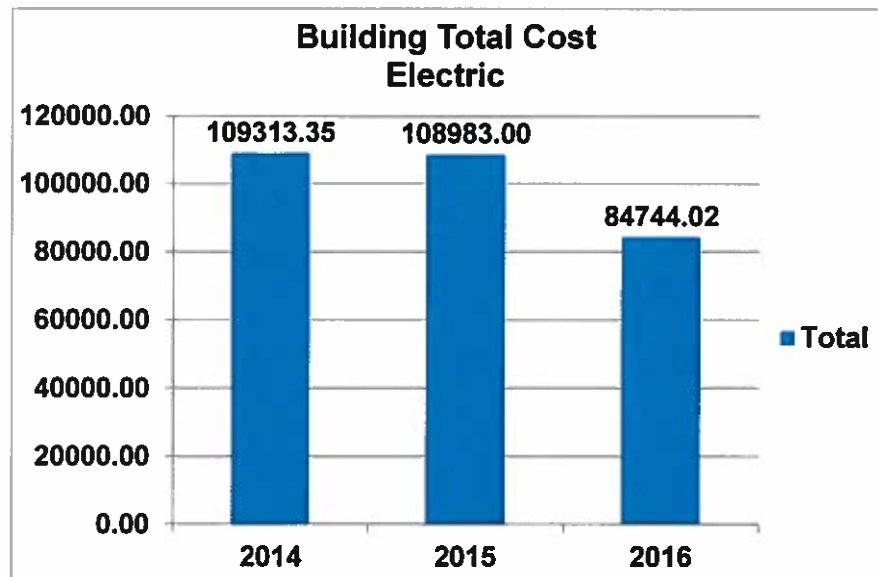


Cost	
Year	Total
2014	156590.18
2015	148132.84
2016	114860.94
Grand Total	419583.96

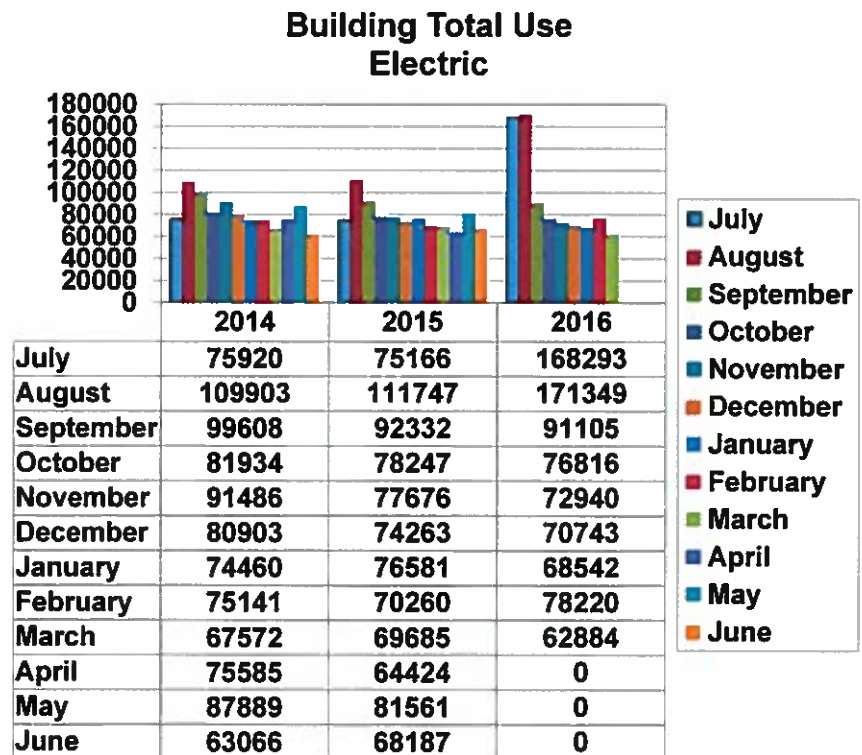


All Utilities Decreased by \$8,457.34

Cost	
Year	Total
2014	109313.35
2015	108983.00
2016	84744.02
Grand Total	303040.37

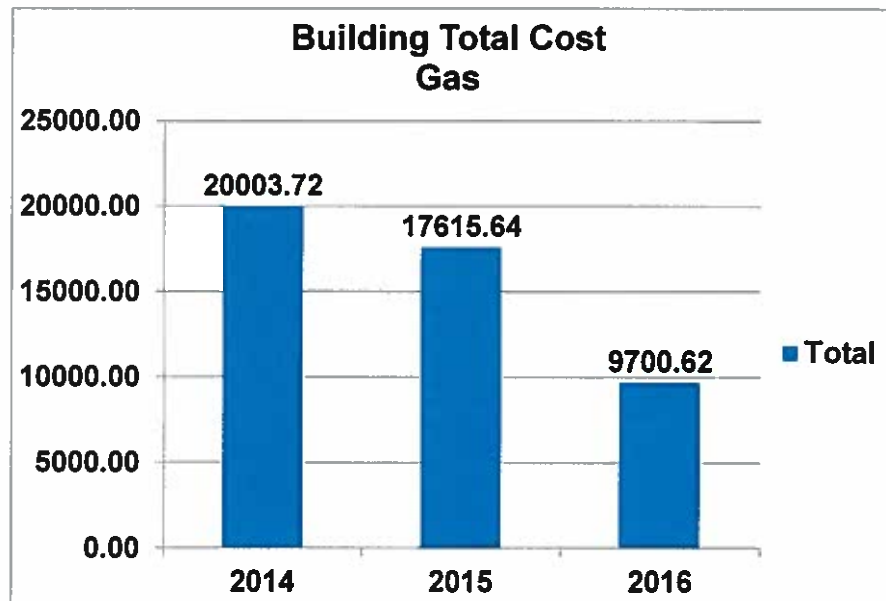


Use	
Year	Grand Total
2014	983467.00
2015	940129.00
2016	860892.00
Grand Total	2784488.00

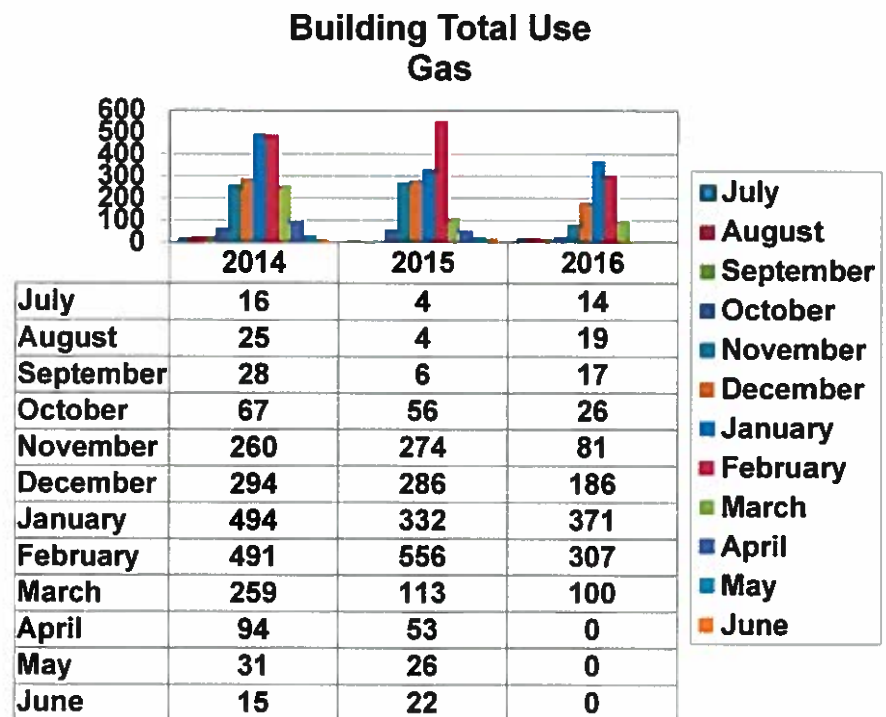


Total Electric Cost Decreased by \$330.35
 Total Electric Use Decreased by 43,338 KWH
 Cost per KWH in 2014 - \$.1111
 Cost per KWH in 2015 - \$.1160

Cost	
Year	Total
2014	20003.72
2015	17615.64
2016	9700.62
Grand Total	47319.98



Use	
Year	Grand Total
2014	2074.00
2015	1732.00
2016	1121.00
Grand Total	4927.00



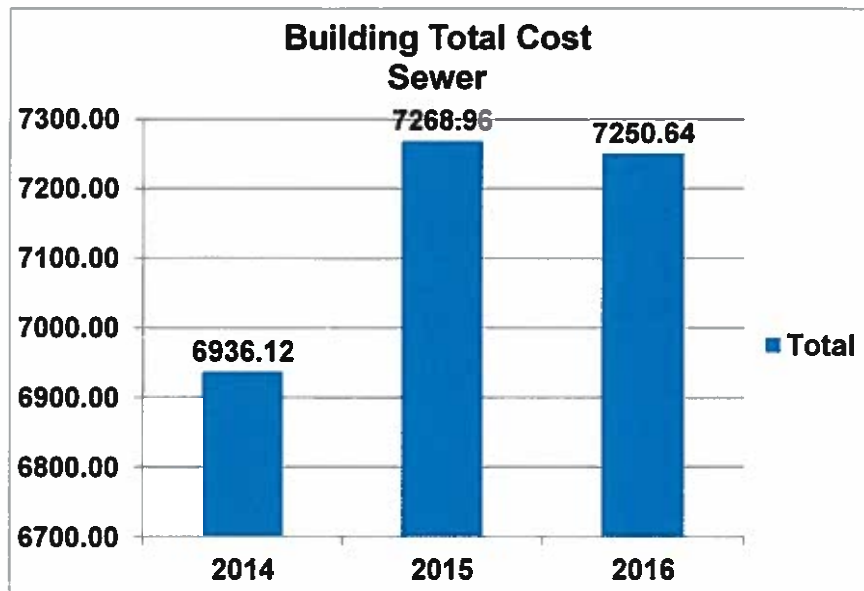
Total Gas Cost Decreased by \$2,388.08

Total Gas Use Decreased by 142 MCF

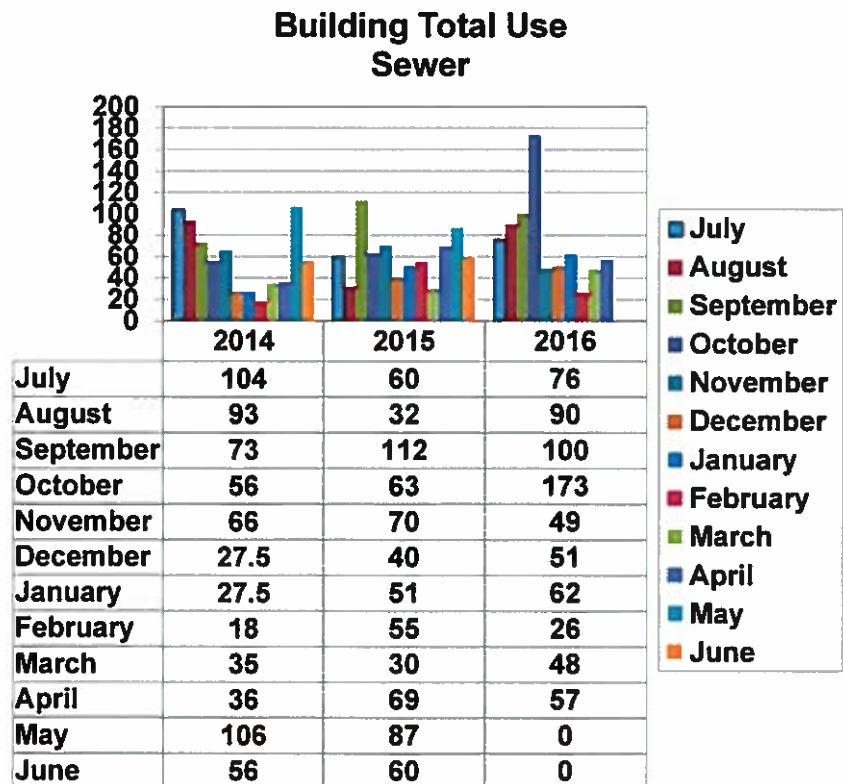
Cost per MCF in 2014 - \$9.64

Cost per MCF in 2015 - \$10.17

Cost	
Year	Total
2014	6936.12
2015	7268.96
2016	7250.64
Grand Total	21455.72

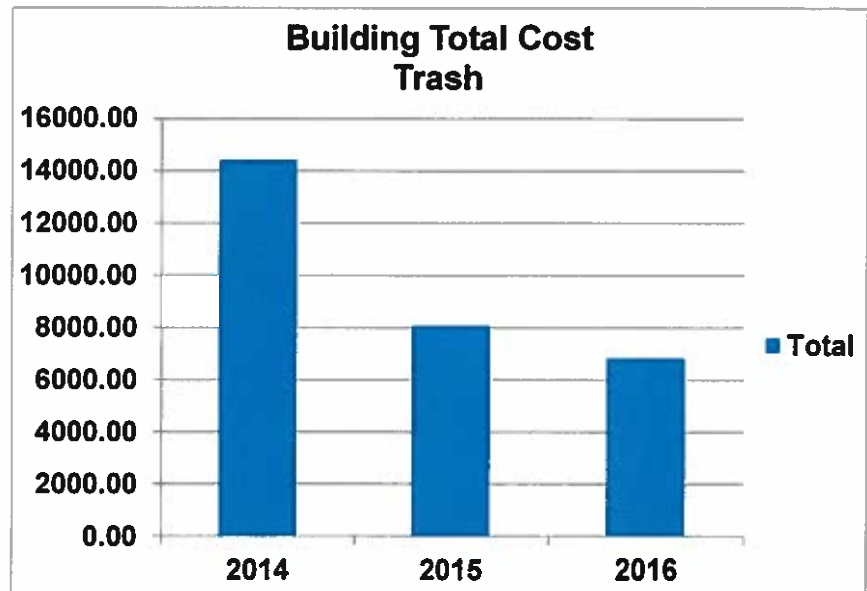


Use	
Year	Grand Total
2014	698.00
2015	729.00
2016	732.00
Grand Total	2159.00

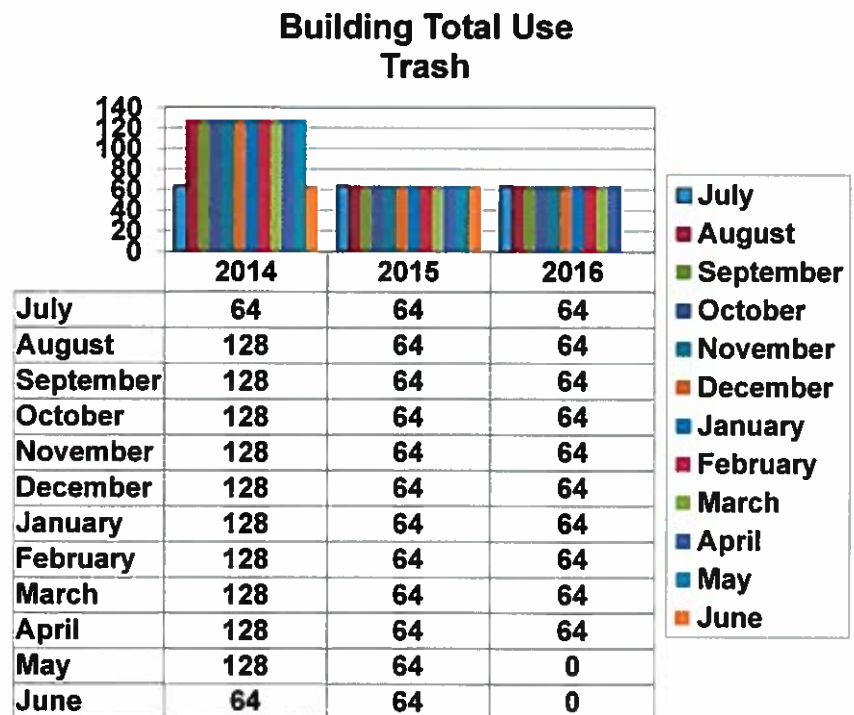


Total Sewer Cost Increased by \$332.84
Total Sewer Use Increased by 31 KGAL
Cost per KGAL in 2014 - \$9.94
Cost per KGAL in 2015 - \$9.97

Cost	
Year	Total
2014	14430.24
2015	8075.76
2016	6824.00
Grand Total	29330.00

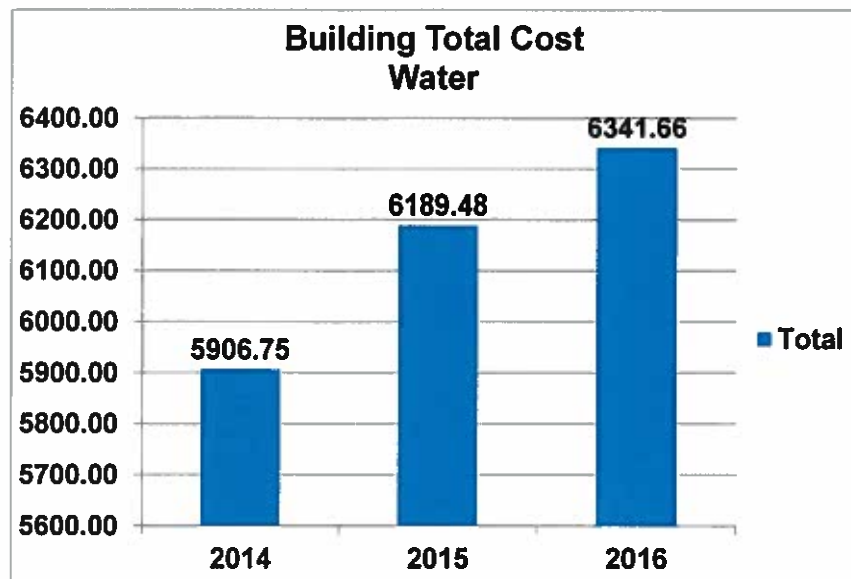


Use	
Year	Grand Total
2014	1408.00
2015	768.00
2016	640.00
Grand Total	2816.00

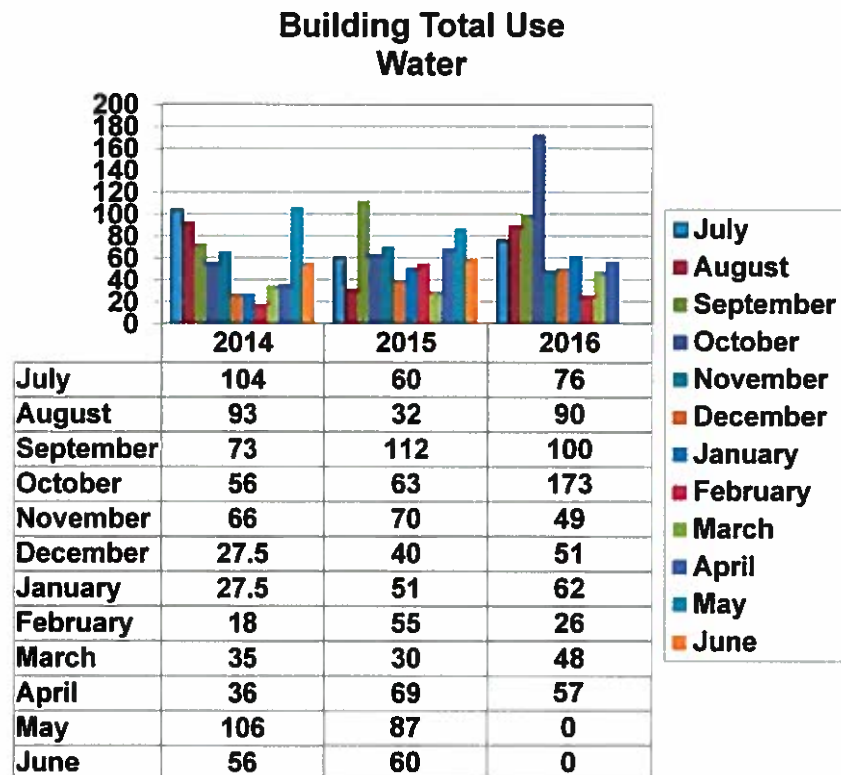


Total Trash Cost Decreased by \$6,354.48
Total Trash Use Decreased by 640 Cubic Yards
Cost per Cubic Yards in 2014 - \$10.25
Cost per Cubic Yards in 2015 - \$10.51

Cost	
Year	Total
2014	5906.75
2015	6189.48
2016	6341.66
Grand Total	18437.89



Use	
Year	Grand Total
2014	698.00
2015	729.00
2016	732.00
Grand Total	2159.00



Total Water Cost Increased by \$282.73
 Total Water Use Increased by 31 KGAL
 Cost per KGAL in 2014 - \$8.46
 Cost per KGAL in 2015 - \$8.49

	Year Data					
	2016		2015		2014	
Month	HDD	CDD	HDD	CDD	HDD	CDD
Jan	996	0	977	0	1150	0
Feb	758	0	1056	0	826	0
Mar	358	9	554	0	673	0
Apr	252	31	209	22	163	37
May	51	8	44	175	82	146
Jun	0	0	9	271	0	279
Jul	0	0	0	319	6	240
Aug	0	0	2	239	0	266
Sep	0	0	37	141	39	139
Oct	0	0	244	5	272	18
Nov	0	0	380	12	696	0
Dec	0	0	442	1	768	0
Grand Total	2415	48	3954	1185	4675	1125

Heating degree day (HDD) is measurement designed to reflect the demand for energy needed to heat a home or Business. It is derived from measurements of outside air Temperature. The heating requirements for a given structure at a specific location are considered to directly proportional to the number of HDD at that location. A similar measurement, cooling degree day (CDD), reflects the amount of energy used to cool a home Or business.

