
The Kentucky Longitudinal Data System (KLDS)

Connecting Education and Outcomes

Spring 2016 Practitioner Series

Northern Kentucky Cooperative for Educational Services

March 9


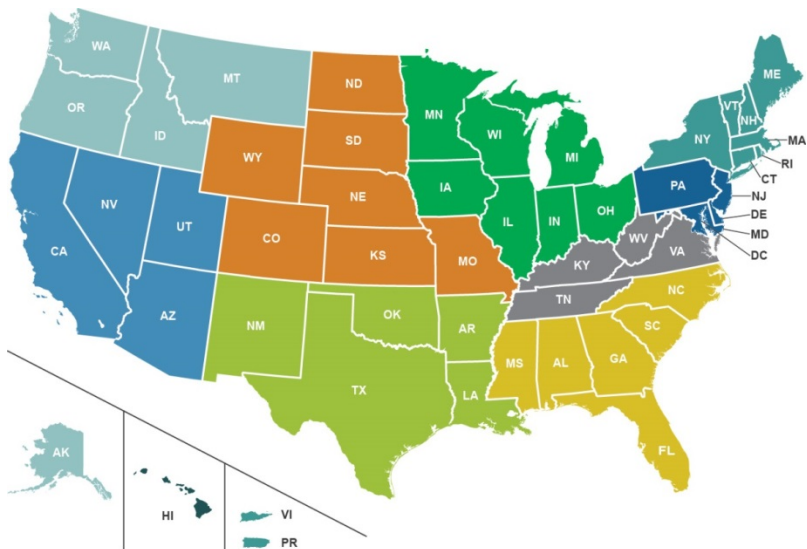
Welcome and Introductions

Lu Young, Ed.D.
Research Scientist, REL Appalachia

Kate Akers, Ph.D.
Acting Executive Director, Kentucky Center for Education
and Workforce Statistics

What Is REL Appalachia?

Regional Educational Laboratories (RELs):



- Serve the needs of 10 designated regions helping them improve education through evidence-based practice.
- Administered by the U.S. Department of Education, Institute of Education Sciences (IES).




**We are here
to partner with you.**

What Is REL Appalachia?

We produce:

-  Analytical Research
-  Hands-on Workshops
-  Technical Assistance
-  Literature Reviews

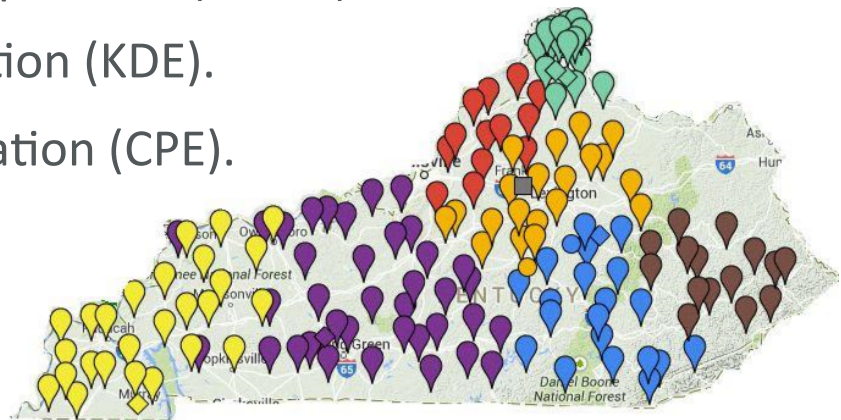
Example Focus Areas

-  Early Warning Systems
-  College and Career Readiness
-  Effective Data Use
-  Literacy/Numeracy Instruction
-  Classroom Technology

Data-Driven Practitioners and Policymakers

Kentucky College and Career Readiness Alliance

- KyCCRA member organizations:
 - Central Kentucky Educational Cooperative (CKEC).
 - Green River Regional Educational Cooperative (GRREC).
 - Kentucky Valley Educational Cooperative (KVEC).
 - Northern Kentucky Cooperative for Educational Services (NKCES).
 - Ohio Valley Educational Cooperative (OVEC).
 - Southeast/South-Central Educational Cooperative (SE/SC).
 - West Kentucky Educational Cooperative (WKEC).
 - Kentucky Department of Education (KDE).
 - Council on Postsecondary Education (CPE).



Goals for Today's Session

- Raise your awareness of the capabilities, products, and services available to you through the Kentucky Longitudinal Data System (KLDS).
- Explore ways in which school and district staff can use the KLDS to improve decisionmaking and long-range planning.
- Provide an opportunity for you to offer feedback to the Kentucky Center for Education and Workforce Statistics (KCEWS) about other reports, tools, and training needed related to the KLDS.
- Provide you with opportunities to ask questions about the KLDS.

About the Kentucky Center for Education and Workforce Statistics and the Kentucky Longitudinal Data System (KLDS)

Kate Akers

What Is the Center?

- Independent state agency charged with:
 - Maintaining the P–20W statewide longitudinal data system.
 - Measuring and evaluating education and workforce at all levels.
- Legislatively authorized to collect data from all education and workforce programs.
- Created in June 2010 by Executive Order and ratified into law in 2013 legislative session.
- Builds upon the work of the P–20 Data Collaborative (since 2009).

BOARD

**Education & Workforce
Development Cabinet
Secretary (CHAIR)**

KDE
Commissioner

CPE President

EPSB Executive
Director

KHEAA
Executive
Director

What Is the Center Tasked to Do?

- Evaluate education and workforce programs statewide.
- Develop state-level metrics.
- Monitor privacy, confidentiality, data quality.
- Better inform policymakers and stakeholders.
- Maintain the Kentucky Longitudinal Data System (KLDS).



Financial Aid Data

Postsecondary Data

KCEWS

K-12 Data



Teacher Certification & Licensure Data

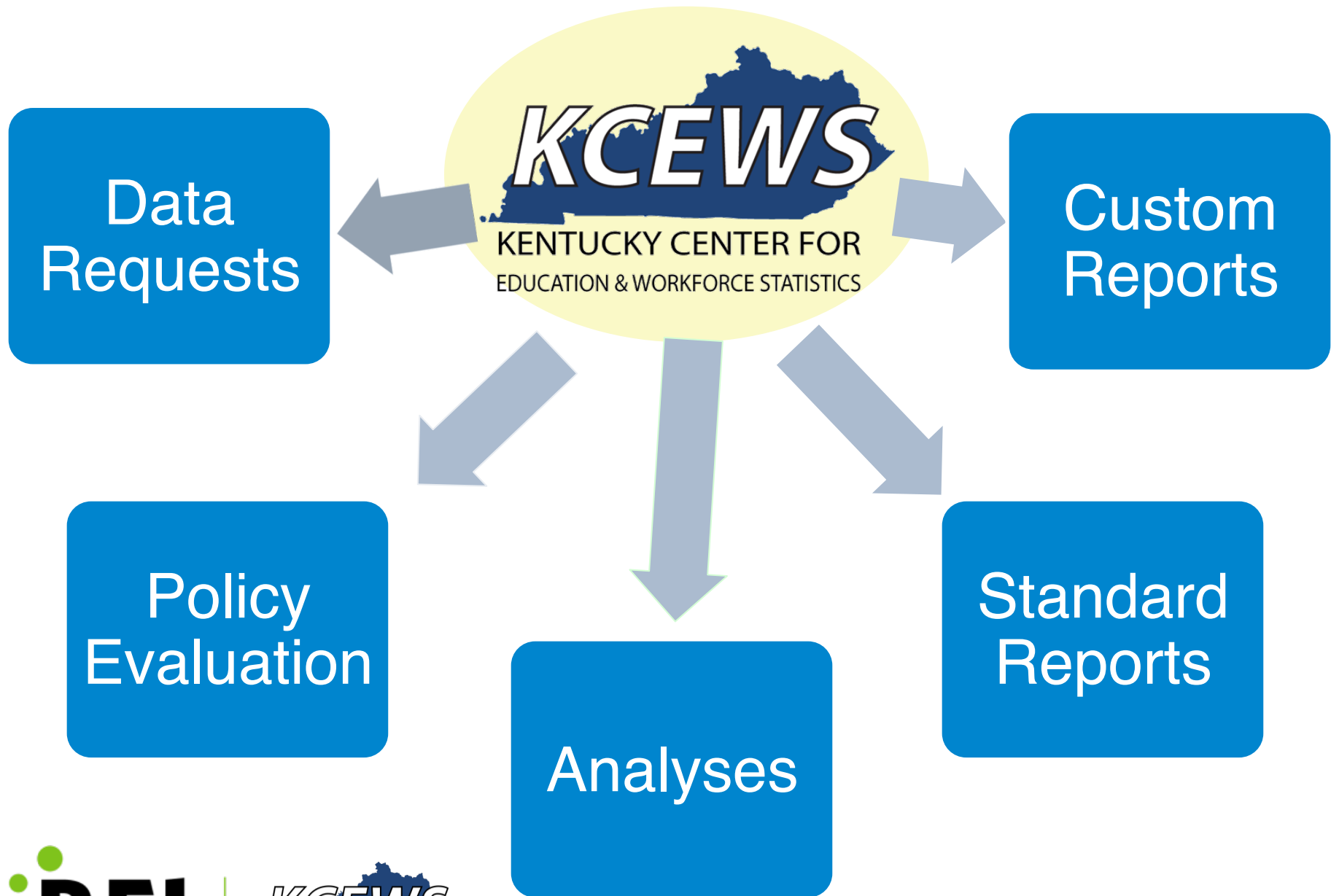


KENTUCKY CENTER FOR
EDUCATION & WORKFORCE STATISTICS

Early Childhood Data

Workforce Data





KLDS Data

Current

- K-12 Student
- K-12 Teachers & Staff
- Public & Independent Postsecondary
- Proprietary Colleges
- Teacher/Educator Certification
- In-State Employment and Earnings (UI)
- Early Childhood & Kindergarten Readiness
- Out-of-State Proprietary
- Financial Aid
- Career/Tech Ed
- Unemployment Claims

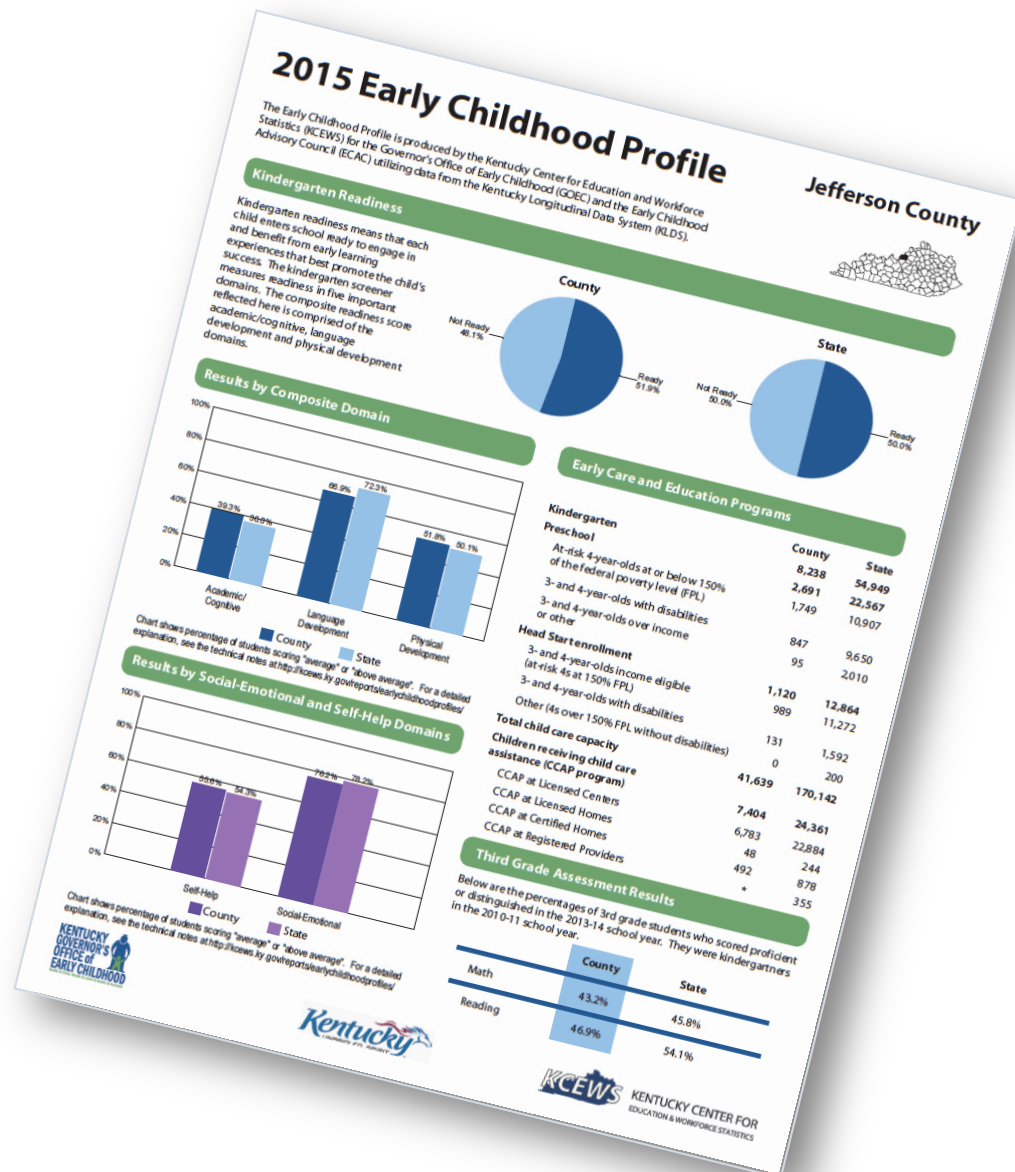
Near Future

- Head Start
- Children & Family Services
- Apprenticeships
- Out-of-State and Military Employment
- Workforce Demand
- Health Care Certifications

What have we learned so far?

2015 Early Childhood Profiles

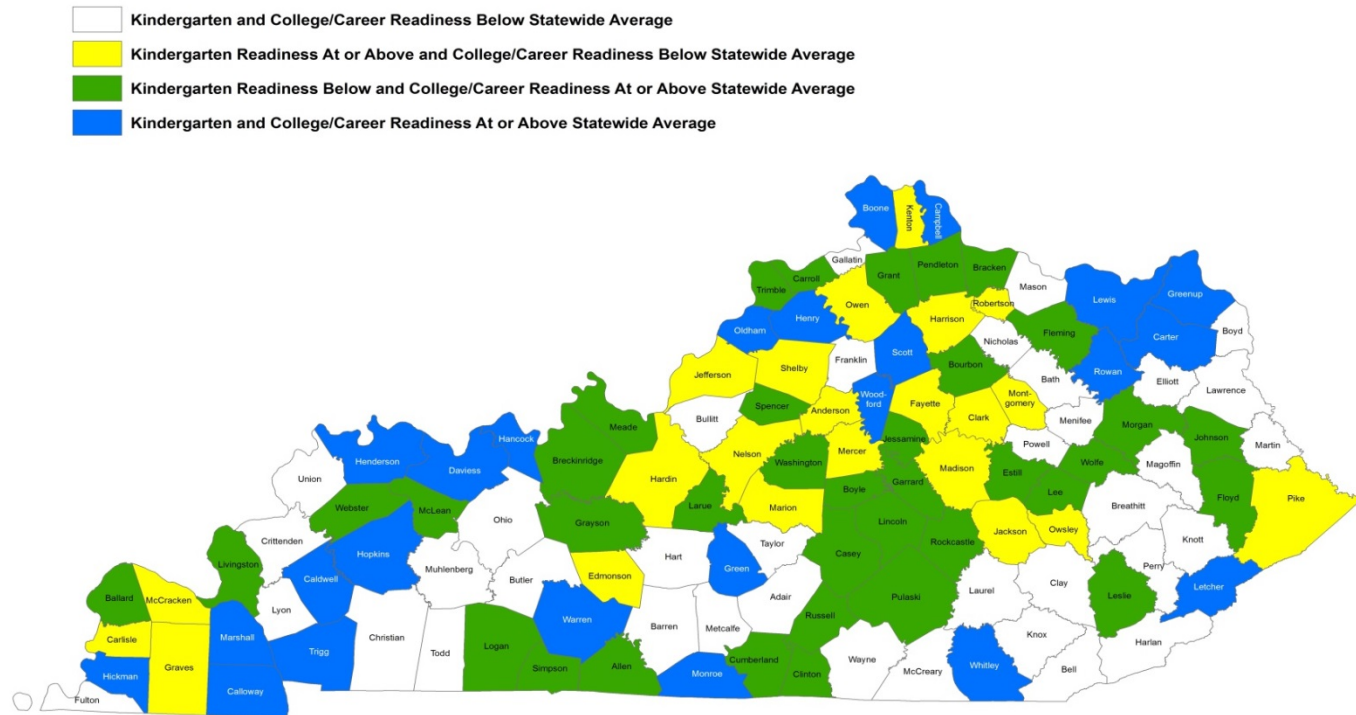
- Available for every Kentucky county, plus a state-level report.
- Kindergarten readiness.
- Child care resources (quality metrics and supply).
- Additional assessments.



Annual Reports

- **Annual County Profile Report.**
- **Feedback Report Series:**
 - High School Graduates College Going.
 - High School Graduates College Success.
 - Postsecondary Outcomes.
 - Adult Education Outcomes.
 - Teacher Prep Outcomes.
 - Early Childhood Profile.
- **White Papers and Topical Reports.**

Kindergarten, College/Career Readiness by County



Statewide Averages

Kindergarten Readiness: 50.0%

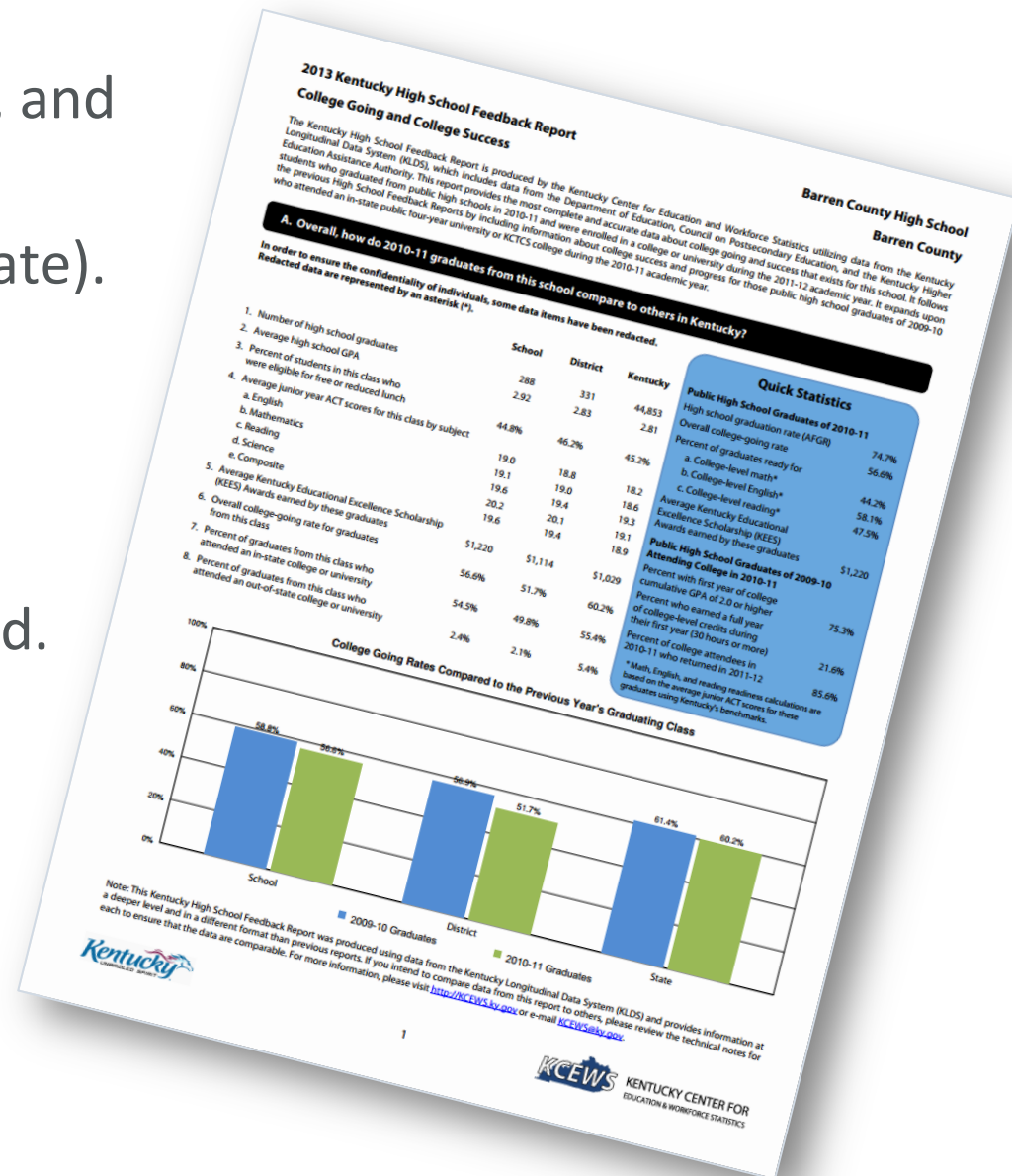
College and/or Career Readiness: 62.8%

*Kindergarten readiness is for students entering kindergarten in fall 2014. College/career readiness is for public high school graduates during the 2013-14 academic year.

Source: Kentucky Center for Education and Workforce Statistics (KCEWS), Kentucky Longitudinal Data System (KLDS)

High School Grads College Going, College Success

- Reports by school, district, and region.
- College going (in/out of state).
- College readiness.
- HS and college grades, comparisons by subject.
- College credit hours earned.
- Persistence to the second year of college.
- School-level data file available.



Questions?

Dr. Kate Shirley Akers

Acting Executive Director

Kentucky Center for Education and Workforce
Statistics

Kate.akers@ky.gov

<http://kcews.ky.gov>

Perspectives of a Former Kentucky Superintendent

Lu Young

Q & A

Lu Young and Kate Akers


Wrap-Up

Stakeholder Feedback Survey

Lu Young

Connect With Us!

www.relappalachia.org



@REL_Appalachia

Lu Young

youngl@cna.org

(571) 345-5060