

Technology Committee Report




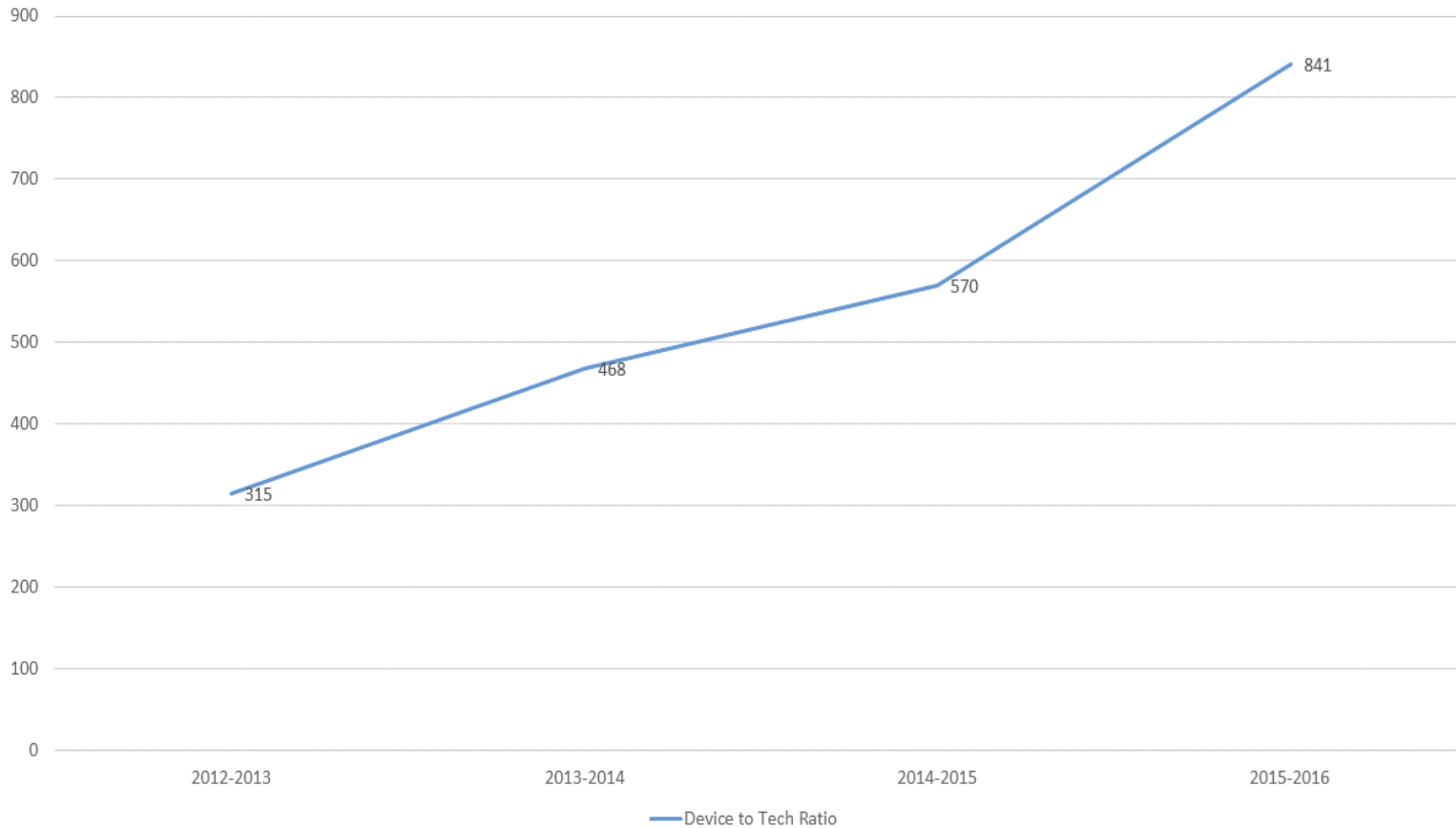
Stephen Johnson - Comp. Maint. Tech.

Keith Stone - Comp. Lab
Tech.

Chad Kietzman - Network
Support Mgr.

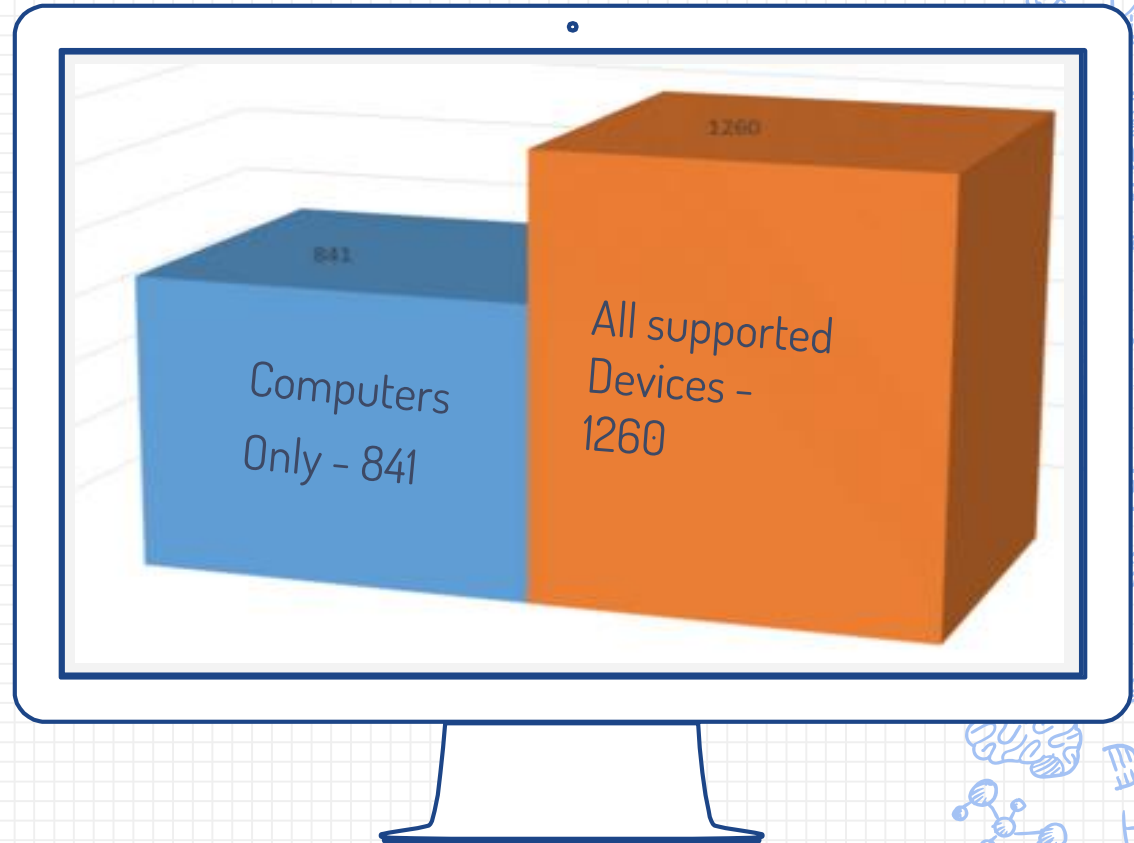
Device to Tech Ratio

Desktops, Laptops, Chromebooks, iPads, Etc.



Current Device to Tech Ratio

Projectors - 525
Interactive Wb's - 499
Classroom Printers - 315
Network Printers - 119
Sound Systems - 109
Document cams - 256
IP Phones - 987
Security cams - 125
Computers - 5,887



- ✕ New Website
- ✕ CTE Unit - 61,000 ft of new cable
- ✕ New Parent Communication System (Parent Link)
- ✕ New Internet Filtering System
- ✕ Access Control & Building Security
- ✕ 8 Computer Lab Refresh Projects
- ✕ Google Apps for Education (GAPE) Accounts Created for All Students
- ✕ 388 Chromebooks Deployed


X Wireless Access Point Refresh (180 Access Points)

X Windows 10 (Potentially 2016-2017)

X Computer Lab Refresh

X Computer Lab Refresh

X Spottsville Elementary



Moving Forward

1:1 Implementation

- ✗ 270 Chromebooks ~ 700 students
- ✗ All schools except ELC/CA
- ✗ Teachers & building leaders receiving training
- ✗ Students using GAFE, Google Classroom, & additional web tools daily

1:1 Implementation

2016-2017

- ✗ Teacher Devices / PD (~500 Devices + more pilots)
- ✗ AUP Rewrite
- ✗ Digital Citizenship Curriculum implementation

2017-2018

- ✗ 3 Grade Level rollout (~1750 Devices + PD)
- ✗ + Support Tech.
- ✗ Explore K-2 Pilots

2018-2019

- ✗ 3 Grade Level rollout (~1750 Devices + PD)
- ✗ + Support Tech.
- ✗ K-2 Pilots



1:1 Implementation

2019-2020

- ✗ Rollout remaining 3-4 Grade levels (~2100 Devices + PD)
- ✗ + Support Tech.
- ✗ Expand K-2 Pilots


2020-2021

- ✗ Full K-2 Implementation (?? Devices + PD)
- ✗ + Support Tech.

2021-Beyond

- ✗ Refresh Cycle of Devices
- ✗ Continued Evaluation & PD





THANKS!

Credits

Special thanks to all the people who made and released these awesome resources for free:

✕ Presentation template by [SlidesCarnival](#)

