



GALLUP STUDENT POLL

ENGAGED TODAY - READY FOR TOMORROW

SOUTH HEIGHTS ELEMENTARY SCHOOL

FALL 2015 SCORECARD

INTRODUCTION

The Gallup Student Poll is a 24-question survey that measures the engagement, hope, entrepreneurial aspiration and career/financial literacy of students in grades 5-12. The Gallup Student Poll includes non-cognitive metrics with links to student success. This scorecard reflects U.S. overall data comparison results from surveys completed in U.S. public schools.




Engagement: The involvement in and enthusiasm for school.



Hope: The ideas and energy students have for the future.




Entrepreneurial Aspiration: The talent and energy for building businesses that survive, thrive and employ others.



Career/Financial Literacy: The information, attitudes and behaviors that students need to practice for healthy participation in the economy.

This document contains proprietary research, copyrighted materials, and literary property of Gallup, Inc.
Gallup is a trademark of Gallup, Inc.

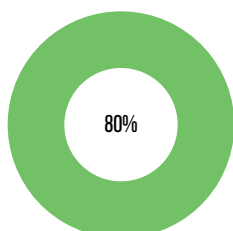


ENGAGEMENT

THE INVOLVEMENT IN AND ENTHUSIASM FOR SCHOOL.

ENGAGEMENT INDEX*

n=65



	Your School	Your District	U.S. Overall
ENGAGEMENT GRANDMEAN	4.45 n=65	3.82 n=3,390	3.90 n=867,454
At this school, I get to do what I do best every day.	4.00	3.52	3.57
My teachers make me feel my schoolwork is important.	4.69	3.92	4.04
I feel safe in this school.	4.73	3.67	3.93
I have fun at school.	4.25	3.26	3.50
I have a best friend at school.	4.56	4.58	4.38
In the last seven days, someone has told me I have done good work at school.	4.16	3.66	3.65
In the last seven days, I have learned something interesting at school.	4.28	3.75	3.92
The adults at my school care about me.	4.75	3.83	3.85
I have at least one teacher who makes me excited about the future.	4.54	4.09	4.13

GRANDMEAN BY GRADE

5th	6th	7th	8th	9th	10th	11th	12th
4.45	-	-	-	-	-	-	-

ITEM RESPONSES

	TOTAL N	%1	%2	%3	%4	%5
At this school, I get to do what I do best every day.	68	6	16	35	40	
My teachers make me feel my schoolwork is important.	68		15	79		
I feel safe in this school.	67		12	82		
I have fun at school.	69		16	23	55	
I have a best friend at school.	70	6	6	81		
In the last seven days, someone has told me I have done good work at school.	67	12	12	12	61	
In the last seven days, I have learned something interesting at school.	68	6	7	21	62	
The adults at my school care about me.	68		9	85		
I have at least one teacher who makes me excited about the future.	68	9	16	72		

*Minimum n size of 100 required for full index and 30 for percent Engaged only.

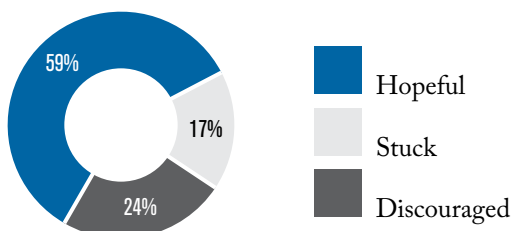


HOPE

THE IDEAS AND ENERGY STUDENTS HAVE FOR THE FUTURE.

HOPE INDEX

n=70




	Your School	Your District	U.S. Overall
HOPE GRANDMEAN	4.49 n=70	4.26 n=3,473	4.25 n=901,714
I know I will graduate from high school.	4.73	4.77	4.69
I have a great future ahead of me.	4.70	4.54	4.48
I can think of many ways to get good grades.	4.42	4.20	4.21
I have many goals.	4.33	4.25	4.26
I can find many ways around problems.	3.90	3.96	3.92
I have a mentor who encourages my development.	4.25	3.42	3.52
I know I will find a good job in the future.	4.81	4.49	4.43

GRANDMEAN BY GRADE

5th	6th	7th	8th	9th	10th	11th	12th
4.49	-	-	-	-	-	-	-

ITEM RESPONSES

	TOTAL N	%1	%2	%3	%4	%5
I know I will graduate from high school.	66	21	76			
I have a great future ahead of me.	69	7	12	80		
I can think of many ways to get good grades.	67	10	18	66		
I have many goals.	70	10	27	57		
I can find many ways around problems.	69	6	9	9	43	33
I have a mentor who encourages my development.	67	7	9	22	60	
I know I will find a good job in the future.	67	16	82			



ENTREPRENEURIAL ASPIRATION

THE TALENT AND ENERGY FOR BUILDING BUSINESSES THAT SURVIVE, THRIVE AND EMPLOY OTHERS.

ENTREPRENEURIAL ASPIRATION

n=54


	Your School	Your District	U.S. Overall
ENTREPRENEURIAL ASPIRATION GRANDMEAN	2.91 n=54	2.41 n=2,749	2.48 n=684,180
I will invent something that changes the world.	3.60	2.76	2.81
I plan to start my own business.	3.65	2.99	3.10
I am learning how to start and run a business.	2.89	2.36	2.45
I have my own business now.	1.70	1.55	1.58

GRANDMEAN BY GRADE

5th	6th	7th	8th	9th	10th	11th	12th
2.91	-	-	-	-	-	-	-

ITEM RESPONSES

	TOTAL N	%1	%2	%3	%4	%5
I will invent something that changes the world.	62	11	27	26	31	
I plan to start my own business.	69	14	9	17	16	43
I am learning how to start and run a business.	65	29	14	17	18	22
I have my own business now.	66		71		9	8 9



CAREER/FINANCIAL LITERACY

THE INFORMATION, ATTITUDES AND BEHAVIORS THAT STUDENTS NEED TO PRACTICE FOR HEALTHY PARTICIPATION IN THE ECONOMY.

CAREER/FINANCIAL LITERACY

n=59

	Your School	Your District	U.S. Overall
CAREER/FINANCIAL LITERACY GRANDMEAN	3.25 n=59	3.33 n=3,190	3.30 n=817,732
I have a paying job now.	2.31	2.34	2.10
I am learning how to save and spend money.	4.25	3.75	3.77
I have a bank account with money in it.	2.32	3.09	3.22
I am involved in at least one activity, such as a club, music, sports or volunteering.	4.33	4.12	4.12

GRANDMEAN BY GRADE

5th	6th	7th	8th	9th	10th	11th	12th
3.25	-	-	-	-	-	-	-

ITEM RESPONSES

	TOTAL N	%1	%2	%3	%4	%5
I have a paying job now.	67	52	10	10	7	19
I am learning how to save and spend money.	67	15	19	58		
I have a bank account with money in it.	63	59	6	8	24	
I am involved in at least one activity, such as a club, music, sports or volunteering.	67	12	6	76		

ITEMS BY GRADE

	Your School							
	5th	6th	7th	8th	9th	10th	11th	12th
ENGAGEMENT GRANDMEAN BY GRADE	4.45	-	-	-	-	-	-	-
At this school, I get to do what I do best every day.	4.00	-	-	-	-	-	-	-
My teachers make me feel my schoolwork is important.	4.69	-	-	-	-	-	-	-
I feel safe in this school.	4.73	-	-	-	-	-	-	-
I have fun at school.	4.25	-	-	-	-	-	-	-
I have a best friend at school.	4.56	-	-	-	-	-	-	-
In the last seven days, someone has told me I have done good work at school.	4.16	-	-	-	-	-	-	-
In the last seven days, I have learned something interesting at school.	4.28	-	-	-	-	-	-	-
The adults at my school care about me.	4.75	-	-	-	-	-	-	-
I have at least one teacher who makes me excited about the future.	4.54	-	-	-	-	-	-	-
HOPE GRANDMEAN BY GRADE	4.49	-	-	-	-	-	-	-
I know I will graduate from high school.	4.73	-	-	-	-	-	-	-
I have a great future ahead of me.	4.70	-	-	-	-	-	-	-
I can think of many ways to get good grades.	4.42	-	-	-	-	-	-	-
I have many goals.	4.33	-	-	-	-	-	-	-
I can find many ways around problems.	3.90	-	-	-	-	-	-	-
I have a mentor who encourages my development.	4.25	-	-	-	-	-	-	-
I know I will find a good job in the future.	4.81	-	-	-	-	-	-	-
ENTREPRENEURIAL ASPIRATION GRANDMEAN BY GRADE	2.91	-	-	-	-	-	-	-
I will invent something that changes the world.	3.60	-	-	-	-	-	-	-
I plan to start my own business.	3.65	-	-	-	-	-	-	-
I am learning how to start and run a business.	2.89	-	-	-	-	-	-	-
I have my own business now.	1.70	-	-	-	-	-	-	-
CAREER/FINANCIAL LITERACY GRANDMEAN BY GRADE	3.25	-	-	-	-	-	-	-
I have a paying job now.	2.31	-	-	-	-	-	-	-
I am learning how to save and spend money.	4.25	-	-	-	-	-	-	-
I have a bank account with money in it.	2.32	-	-	-	-	-	-	-
I am involved in at least one activity, such as a club, music, sports or volunteering.	4.33	-	-	-	-	-	-	-

- No Data Available

APPENDIX

SHARING GALLUP STUDENT POLL RESULTS

Gallup encourages schools and districts to share their Gallup Student Poll results with your local community and key stakeholders. Below are some guidelines for the public release of school, district, and the overall convenience sample data and results.

- You may share the Gallup Student Poll participation results for your school and/or district. The total number of respondents for your school or district is represented by the n sizes on the scorecard. Your school or district participation rate is based upon the total number of eligible students in your school. Students in grades 5 through 12 are eligible to participate in the Gallup Student Poll.
- Please include the Gallup Student Poll Methodology and Limitations of Polling. If most eligible students in grades five through twelve were polled, the district (or school) may indicate that the data represent a census.
- Please do not compare your school or district's data to the overall line of data on your scorecard when publicly sharing results. Since the overall data found in your school or district report is an aggregate of a convenience sample of all schools and districts that opted to participate in the Gallup Student Poll within that survey year, the data are not representative of the U.S. population of students in grades 5 through 12 and are thereby not fit for data comparisons.
- You may share district or school plans to utilize the data to inform strategies and focus.
- If you would like more information on how to publicly share Gallup Student Poll data, please email Gallup at: educationhelp@gallup.com.

GALLUP STUDENT POLL METHODOLOGY AND LIMITATIONS OF POLLING

The annual Gallup Student Poll is offered at no cost for U.S. schools and districts in the United States. The online poll is completed by a convenience sample of schools and districts each fall. Schools participating in the annual Gallup Student Poll are not randomly selected and are neither charged nor given any incentives beyond receipt of school-specific data. Participation rates vary by school. The poll is conducted during a designated survey period and available during school hours Monday through Friday only. The Gallup Student Poll is administered to students in grades 5 through 12. The primary application of the Gallup Student Poll is as a measure of non-cognitive metrics with links to student success in academic and other youth development settings.

The overall data from the annual administration of the Gallup Student Poll may not reflect responses from a nationally representative sample of students, and the overall data are not statistically weighted to reflect the U.S. student population; thereby, overall data and scorecards should be used cautiously by local schools and districts as a data comparison. School and district data and scorecards provide meaningful data for local comparisons and may inform strategic initiatives and programming, though the results are not generalizable beyond the universe of the participating school or district.