

WHAS CRUSADE FOR CHILDREN

PART ONE

Summary Sheet Form

A. ORGANIZATION EIN/FEDERAL ID NUMBER: 61-6001316

B. LEGAL NAME OF ORGANIZATION

Jefferson County Board of Education

DBA (if applicable): Jefferson County Public Schools (Communication Disorders Prog.)

C. ADDRESS: 3332 Newburg Road

CITY: Louisville

STATE: KY

COUNTY: Jefferson

ZIP: 40218

D. PHONE: (502) 485-8500

FAX: (502) 485-8986

ORGANIZATION WEBSITE: <http://www.jcpsky.net/>

E. TAX EXEMPTION STATUS

☐ 501(c)(3)

☒ Other than 501(c)(3). Please specify: Public School District (170(c) designation)

F. CONTACT INFORMATION:

Name of Superintendent/Principal: Dr. Donna Hargens

Phone: (502) 485-3251

Email: donna.hargens@jefferson.kyschools.us

Application Contact & Title (if not the Superintendent or Principal):

Name: Teresa Au Ray

Title: Director, Exceptional Child Ed.

Phone: (502) 485-8500

Email: terry.ray@jefferson.kyschools.us

G. THIS APPLICATION IS FOR A GRANT OF \$ 9,160.00

H. HOW MANY CHILDREN WITH SPECIAL NEEDS WILL THIS GRANT SERVE IN THIS GRANT YEAR, IF AWARDED?

KENTUCKY: 2,600

INDIANA: 0

WHAS CRUSADE FOR CHILDREN

Grant Request Information

I. WHAT PROCESS DOES YOUR AGENCY USE IN DECIDING WHAT TO REQUEST? (i.e., peer or supervisory review, priority by classroom or department, etc.)

The Communication Disorders Department uses requests from speech pathologists who have attended outside professional development, typically at our annual Kentucky Speech Language and Hearing Association Conference. In addition, an annual needs assessment is used to survey needs of specific speech pathologists.

J. PURPOSE: Summarize in 100 words or less the purpose for which this money is requested. (Additional detail should be attached to page 9 of application.)

This grant would allow 40 Speech Language Pathologists across our district who serve multiple school locations to use a research-based tool to increase special needs students' oral and written expression in an academic setting. This program incorporates a multi-sensory approach including a mnemonic device to aid in generalization of skills.

K. BUDGET:

TOTAL AMOUNT REQUESTED: \$9,160.00

ITEMIZE REQUEST LIST AND COST IN AGENCY PRIORITY:

1.	Expanding Expression Tool Kit - 40 @ \$229.00 each	\$ 9,160.00
2.		\$
3.		\$
4.		\$
5.		\$
6.		\$
7.		\$
8.		\$

(Attach a detailed list with page 9 if requesting multiple items)

WHAS CRUSADE FOR CHILDREN

Organization Information

L. LIST THE KEY SERVICES YOUR AGENCY PROVIDES FOR CHILDREN AND AGES OF YOUR PRIMARY CLIENTS.

1.	Public Education	Ages	3-21
2.	Speech Language Therapy	Ages	3-21
3.		Ages	
4.		Ages	

M. LIST THE HOME COUNTIES OF CHILDREN YOU SERVE (If more than 10 counties, include in expanded detail section)

1.	Jefferson	6.	
2.		7.	
3.		8.	
4.		9.	
5.		10.	

N. SOURCES OF INCOME: Complete the table below for the agency as a whole, based on most recently completed fiscal year.

Percentage		Funding Source
0.0002	%	WHAS Crusade for Children
14.9998	%	Government grants (federal, state, local)
0	%	Foundations
0	%	Business
0	%	Events (include event sponsorships)
0	%	Individual contributions
0	%	Fees/earned income/tuition
0	%	Workplace giving campaigns
85	%	Other (Please specify: General Fund)
100	%	TOTAL (must equal 100%)

WHAS CRUSADE FOR CHILDREN

Complete all sections

Total special education budget:	\$ 126,236,586.00
Percentage of special education budget requested from the WHAS Crusade for Children:	.002 %
Total number of special education staff: (all positions)	1,975
Number of schools?	161
Percentage of special education budget derived from grants:	17 %
<p>If the Crusade does not fully fund this project, will you proceed with the project?</p> <p><input checked="" type="checkbox"/> Yes <input type="checkbox"/> No</p>	<p>If yes, explain:</p> <p>Items requested through the WHAS Crusade are prioritized and implemented to the extent funded.</p>
<p>What are your fundraising plans for the Crusade in your community?</p> <p>Please explain selection:</p> <p>Employee fundraising campaigns and events per site include cash and check giving, as well as, payroll deductions and student collections.</p>	<p><input checked="" type="checkbox"/> Payroll deduction</p> <p><input checked="" type="checkbox"/> Special events</p> <p><input type="checkbox"/> Corporate solicitation</p> <p><input checked="" type="checkbox"/> Other</p>
<p>If you receive a Crusade grant, how do you plan to make your community aware of this and its impact on your agency?</p>	<p>Explain:</p> <p>JCPS will place an article /picture in the JCPS Monday Memo. All JCPS employees have access to the Monday Memo.</p> <p>The JCPS Board will accept the Crusade Grant at an official Board meeting.</p>

JCPS Communication Disorders Program Crusade Application 2016-17
Part Two – Expanded Detail

1. ***Describe how your request meets the Crusade's mission: To help children overcome physical, mental, emotional and medical challenges.***


This request meets the Crusade's mission to help children overcome physical, mental, emotional, and medical challenges by providing students with disabilities access to the Expanding Expression Tool Kit, a system that would help them quickly build oral and written language skills. Serving more than 2,000 Jefferson County Public Schools (JCPS) students with disabilities, this project would help those who struggle in these areas overcome barriers to academic success. The Expanding Expression Tool Kit offers strategies to increase general descriptions, write from prior knowledge, summarize, and define. It can be used across a wide range of grades and content areas.

2. ***In this application, you described in 100 words or less what your project entails. Now, attach expanded details of the project.***

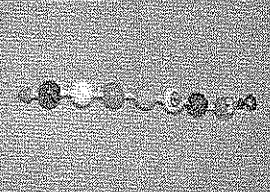


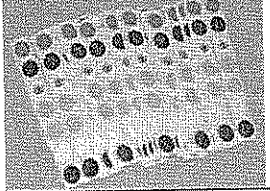




JCPS Communications Disorders Program proposes purchasing 40 Expanding Expression Tool Kits, which use a multi-sensory approach for improved oral and written language among students who struggle in these areas. Each kit includes an Expanding Expression Tool that provides students a hands-on approach to describing and defining. The tool is color symbol coded. Students learn the code and from this code are able to provide detailed descriptions including the following elements: the category the item belongs to, the function of the object, the appearance, what the item is made of, the parts of the item, and its location. As a mnemonic device, the tool provides visual and tactile information, which facilitates improved language organization. The Expanding Expression Tool Kits also include a manual, stickers for written expression, object cards for describing activities, a poster, a dice game, instructional icons, and lesson plan prompt cards.

Many of JCPS' Speech Language Pathologists (SLPs) attended training at the annual Kentucky Speech Language Hearing Association conference in February 2015 and heard creator Sara Smith present on the Expanding Expression Tool Kit. The SLPs were excited as this is one of the few items available that serves a wide-range of ages from three to 21, is not linked to one particular curriculum but instead can be used in conjunction with any curriculum, and actually teaches students compensatory strategies to use not only during speech language therapy but also in their regular classroom environment. The Expanding Expression Tool Kit is rooted in research-based philosophies including the use of multi-sensory learning situations, consistency over multiple years, organizational techniques, and ease of incorporation into all learning opportunities.

3. ***Attach a detailed list of every item you are requesting in the same priority you listed on page 6. Include quotes for all equipment requests.***

Item	Description	Qty	Unit Cost	Total Cost
Expanding Expression Tool Kit (EET Kit) 	The EET Kit uses a simple multisensory approach to build the following language skills: oral and written expression, vocabulary comprehension, defining and describing, making associations, stating functions of objects, categorization, and similarities and differences. It is being used with students in preschool through high school in both general and special education classrooms.	40	\$229	\$9160

Each EET Kit includes the following components:



Expanding Expression Tool	
Expanding Expression Manual	
Object cards for describing	
Stickers for writing	
Classroom Poster	
Dice Game	
Instructional Icons	
Writing from prior knowledge, biographies/ autobiographies, retelling, and lesson plan prompt cards	

4. **Attach details of how you plan to measure the success or outcome of this grant.**

Twenty of our 125 SLPs are using Expanding Expressions at their schools. Three SLPs have trained their entire school in the Expanding Expressions technique and one additional SLP has trained interventionists at her school. Using this philosophy, our measurement of success is use of this tool, not only with SLPs, but across settings and teachers, allowing special need students an opportunity to better express their wants, needs, and knowledge. Below is an example of a students work before using EET and after using EET:

Before EET and After EET example:

Before EET:

 Football 
brown
throw it
kick it
play with it
run with it
roll it

After EET:

- It's part of the stuff you play games with. Sports equipment.
- Throw it. Catch it. Kick it. Score with it. Run with it. Spike it.
- It's brown with two white stripes. It has another white thing which you put your fingers in. It's lumpy. It looks like a stretched out ball with pointy ends. Can be gone.
- It has a skin. What is the skin made of? Leather. The inside is air. Some are made of foam, like Nerf balls. There are plastic ones too.
- Leather skin. Air inside. Laces. The thing you put air in.
- We can find it in a store, yard, house, football field, stadium, garage, and a bedroom.
- You have to be careful when you play with it. Don't throw it at a person, where you can hurt them. You can throw it to a person if you use it to help you kick it. My brother plays football. I can tell!

5. If you received a Crusade grant last year, briefly describe the success of this grant. Explain outcomes and how they were measured. Please share specific examples of the impact this grant had on children who have special needs.

This is the first year Jefferson County Public Schools has submitted an application for the Communication Disorders Program.