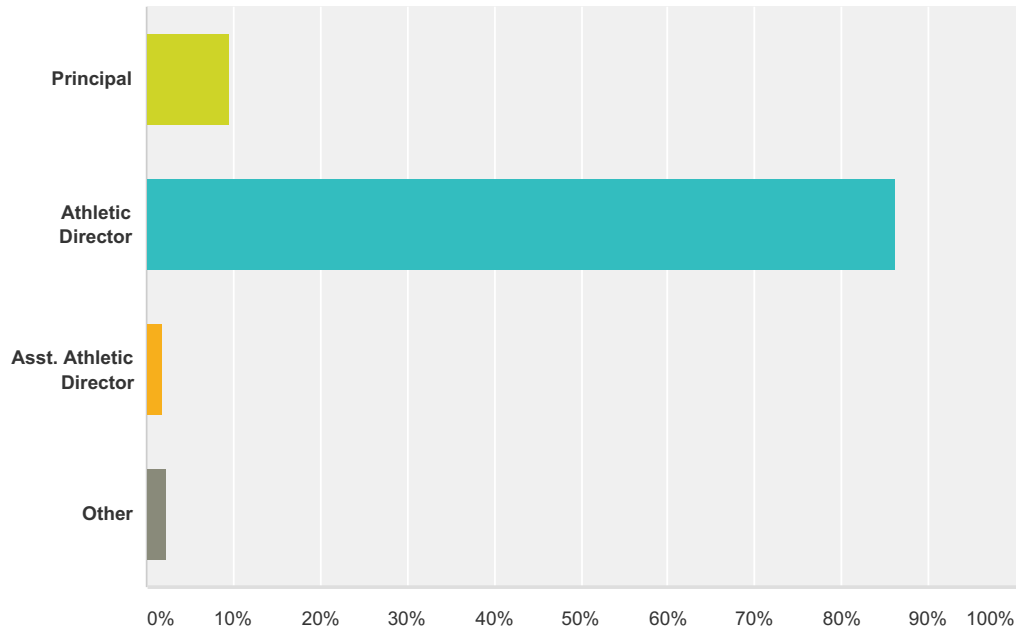


Q3 Position in School

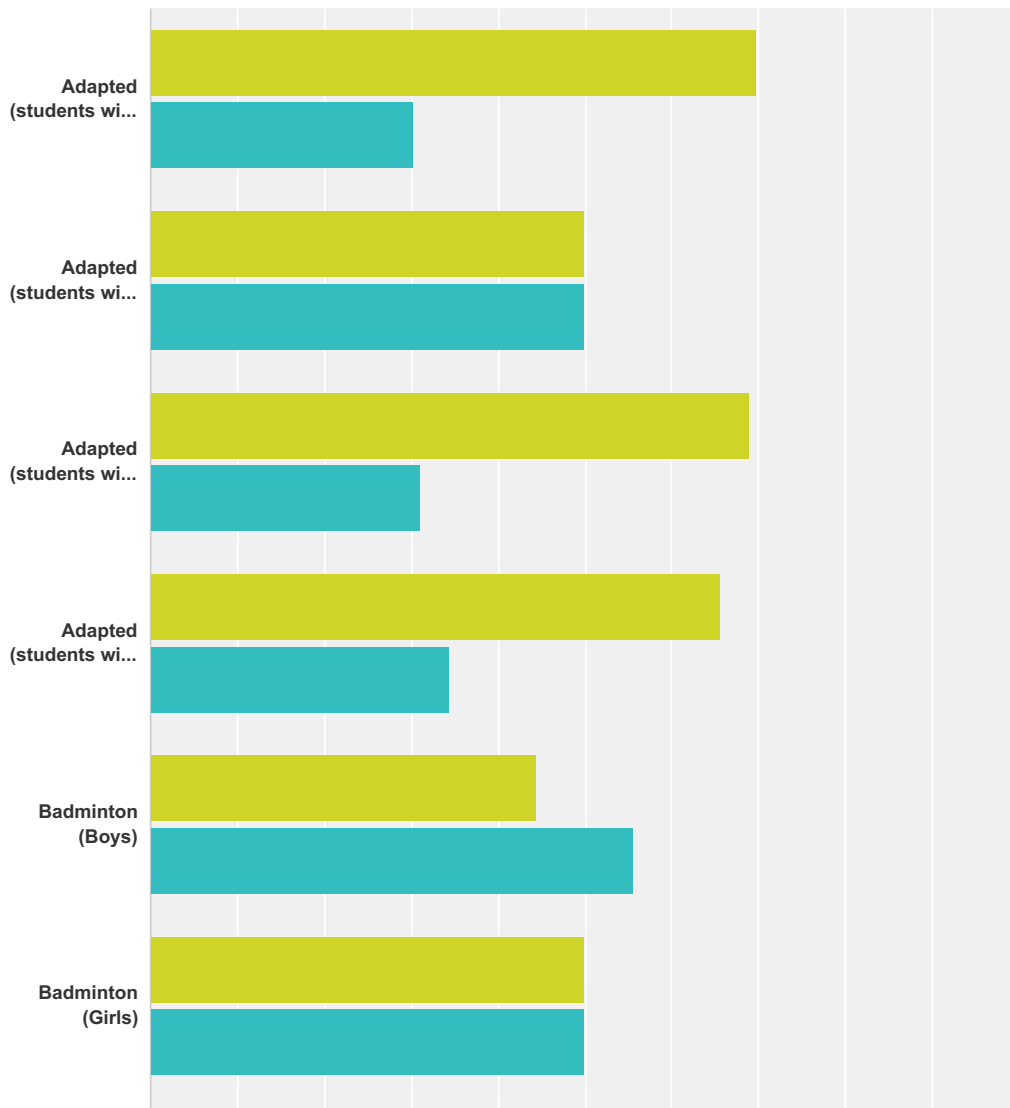
Answered: 260 Skipped: 0



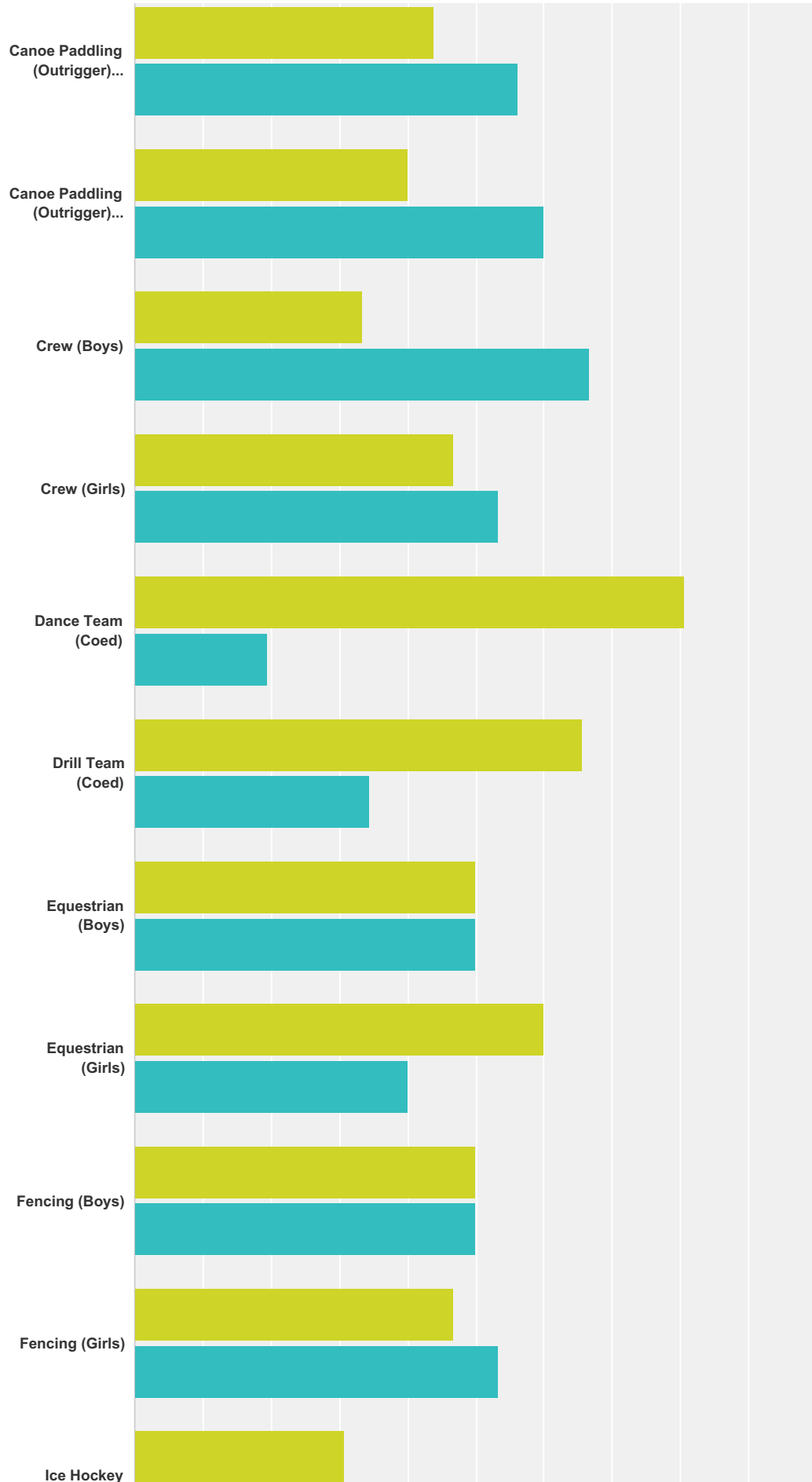
Answer Choices	Responses
Principal	9.62% 25
Athletic Director	86.15% 224
Asst. Athletic Director	1.92% 5
Other	2.31% 6
Total	260

Q4 Please indicate whether or not your school would be willing to enter a team (or individuals) in KHSAA Championship play if the KHSAA sponsored the sport. Based on responses, additional surveys may be needed to determine Boys, Girls and Combined Opportunities. This list is derived from the annual survey of states by the National Federation of High School Associations (NFHS)NOTE: Nothing about the survey results is an indication of future action by the Board of Control with the exception of discussion, and nothing about the results compels the conducting of a championship event.

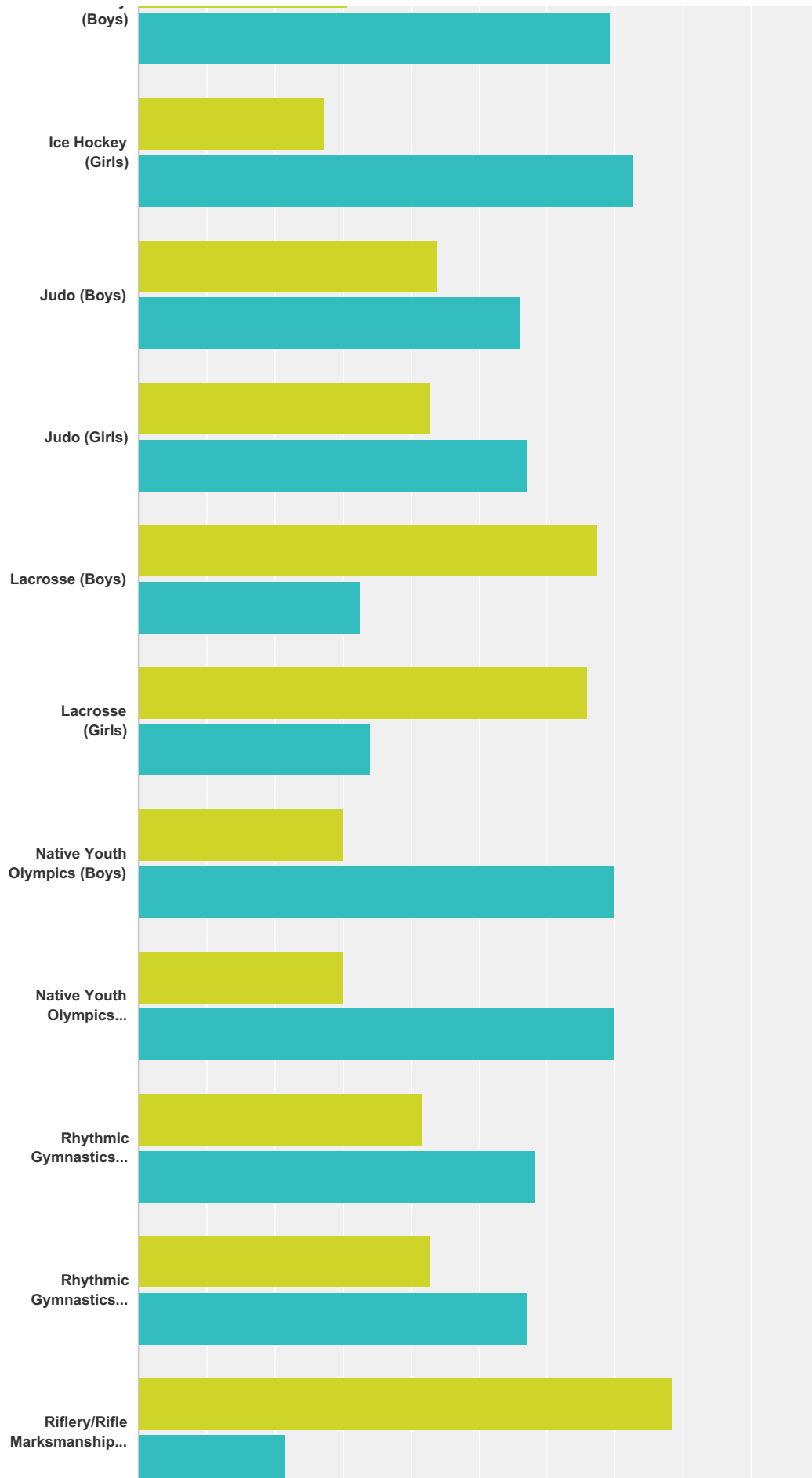
Answered: 153 Skipped: 107



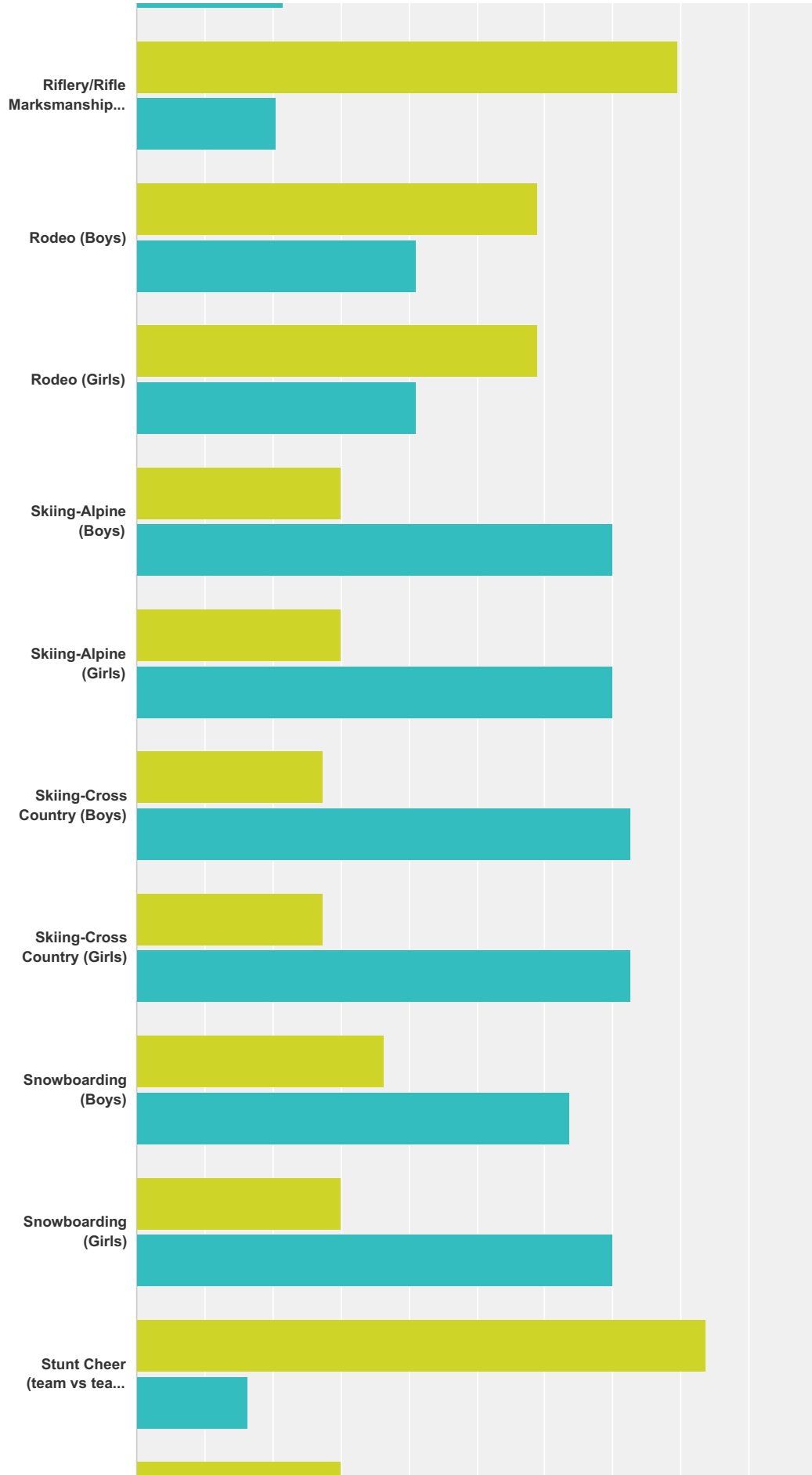
2015 KHSAA Triennial Sports Expansion Survey



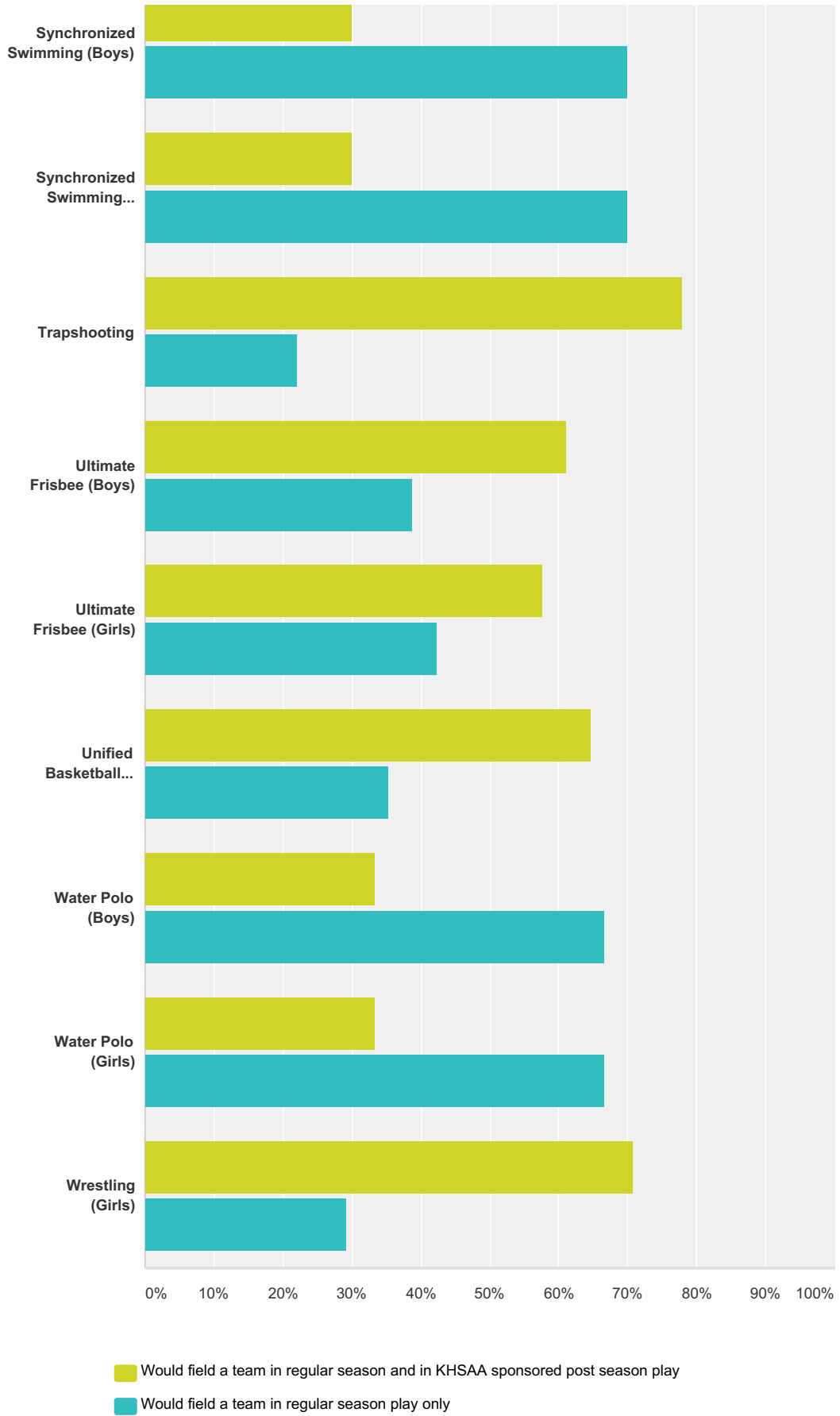
2015 KHSAA Triennial Sports Expansion Survey



2015 KHSAA Triennial Sports Expansion Survey



2015 KHSAA Triennial Sports Expansion Survey



2015 KHSAA Triennial Sports Expansion Survey

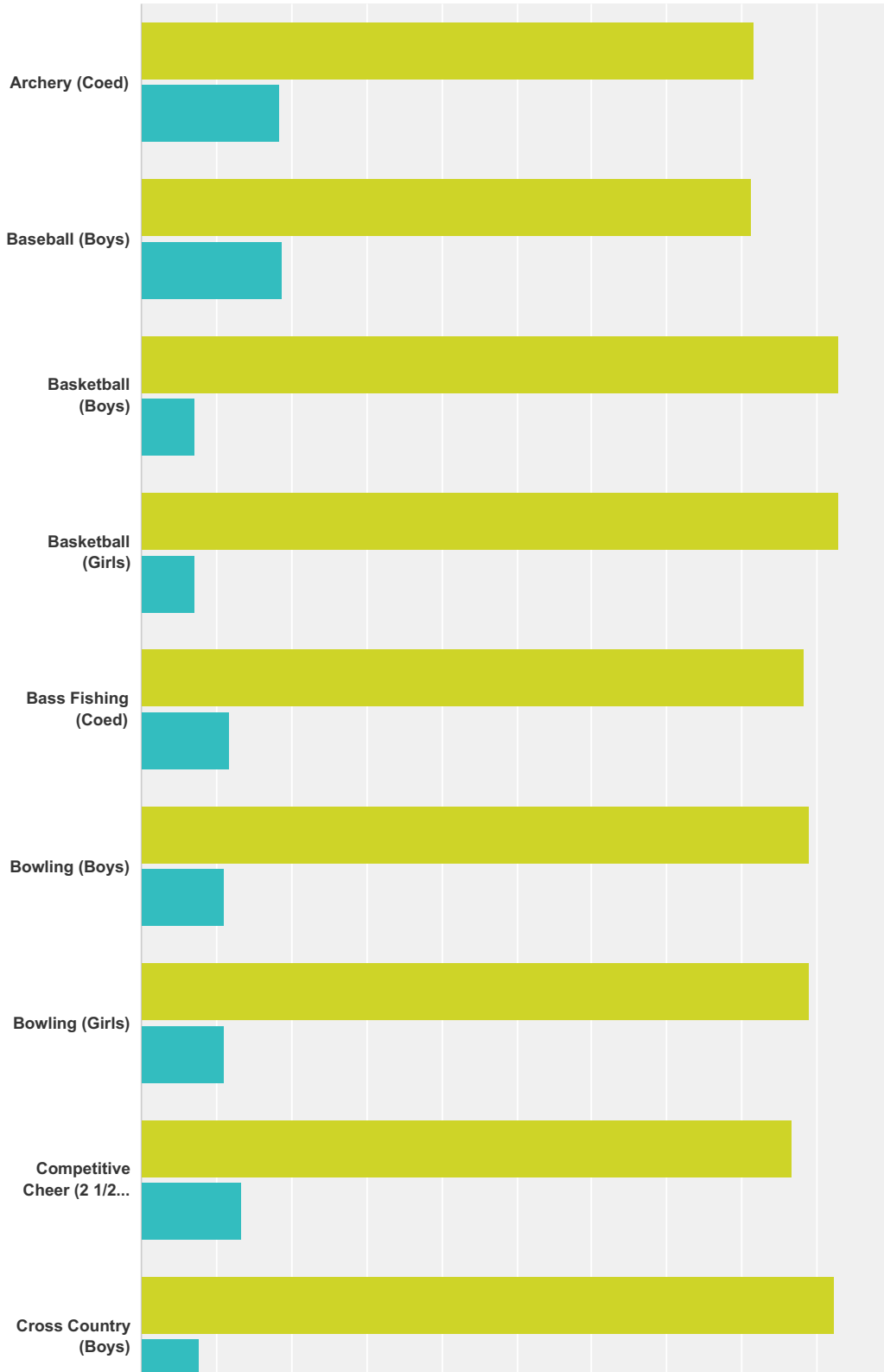
	Would field a team in regular season and in KHSAA sponsored post season play	Would field a team in regular season play only	Total
Adapted (students with physical disabilities) Bowling (Coed)	69.77% 30	30.23% 13	43
Adapted (students with physical disabilities) Floor Hockey (Coed)	50.00% 8	50.00% 8	16
Adapted (students with physical disabilities) Soccer (Coed)	68.97% 20	31.03% 9	29
Adapted (students with physical disabilities) Softball (Coed)	65.63% 21	34.38% 11	32
Badminton (Boys)	44.44% 12	55.56% 15	27
Badminton (Girls)	50.00% 15	50.00% 15	30
Canoe Paddling (Outrigger) (Boys)	43.75% 7	56.25% 9	16
Canoe Paddling (Outrigger) (Girls)	40.00% 6	60.00% 9	15
Crew (Boys)	33.33% 4	66.67% 8	12
Crew (Girls)	46.67% 7	53.33% 8	15
Dance Team (Coed)	80.65% 50	19.35% 12	62
Drill Team (Coed)	65.52% 19	34.48% 10	29
Equestrian (Boys)	50.00% 7	50.00% 7	14
Equestrian (Girls)	60.00% 12	40.00% 8	20
Fencing (Boys)	50.00% 8	50.00% 8	16
Fencing (Girls)	46.67% 7	53.33% 8	15
Ice Hockey (Boys)	30.77% 4	69.23% 9	13
Ice Hockey (Girls)	27.27% 3	72.73% 8	11
Judo (Boys)	43.75% 7	56.25% 9	16
Judo (Girls)	42.86% 6	57.14% 8	14
Lacrosse (Boys)	67.39% 31	32.61% 15	46
Lacrosse (Girls)	65.91% 29	34.09% 15	44
Native Youth Olympics (Boys)	30.00% 3	70.00% 7	10
Native Youth Olympics (Girls)	30.00% 3	70.00% 7	10

2015 KHSAA Triennial Sports Expansion Survey

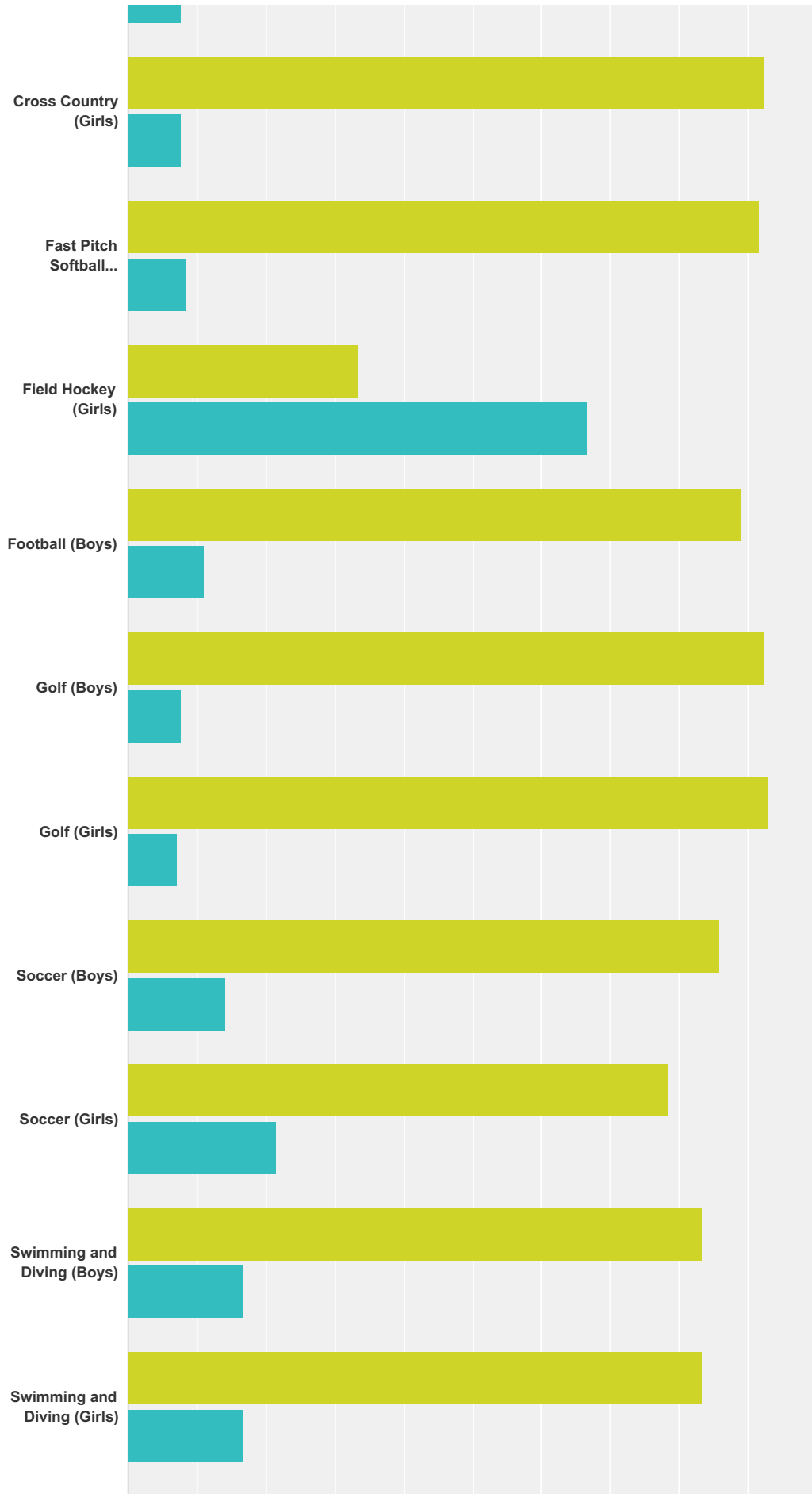
Rhythmic Gymnastics (Boys)	41.67% 5	58.33% 7	12
Rhythmic Gymnastics (Girls)	42.86% 6	57.14% 8	14
Riflery/Rifle Marksmanship (Boys)	78.43% 40	21.57% 11	51
Riflery/Rifle Marksmanship (Girls)	79.59% 39	20.41% 10	49
Rodeo (Boys)	58.82% 10	41.18% 7	17
Rodeo (Girls)	58.82% 10	41.18% 7	17
Skiing-Alpine (Boys)	30.00% 3	70.00% 7	10
Skiing-Alpine (Girls)	30.00% 3	70.00% 7	10
Skiing-Cross Country (Boys)	27.27% 3	72.73% 8	11
Skiing-Cross Country (Girls)	27.27% 3	72.73% 8	11
Snowboarding (Boys)	36.36% 4	63.64% 7	11
Snowboarding (Girls)	30.00% 3	70.00% 7	10
Stunt Cheer (team vs team competition) Coed	83.78% 31	16.22% 6	37
Synchronized Swimming (Boys)	30.00% 3	70.00% 7	10
Synchronized Swimming (Girls)	30.00% 3	70.00% 7	10
Trapshooting	77.78% 35	22.22% 10	45
Ultimate Frisbee (Boys)	61.11% 22	38.89% 14	36
Ultimate Frisbee (Girls)	57.58% 19	42.42% 14	33
Unified Basketball (able-bodied students together with students with physical disabilities)	64.71% 22	35.29% 12	34
Water Polo (Boys)	33.33% 4	66.67% 8	12
Water Polo (Girls)	33.33% 4	66.67% 8	12
Wrestling (Girls)	70.83% 17	29.17% 7	24

Q5 For this next question, please indicate which current KHSAA championship offerings that your school will enter a team into play for the first time next year.

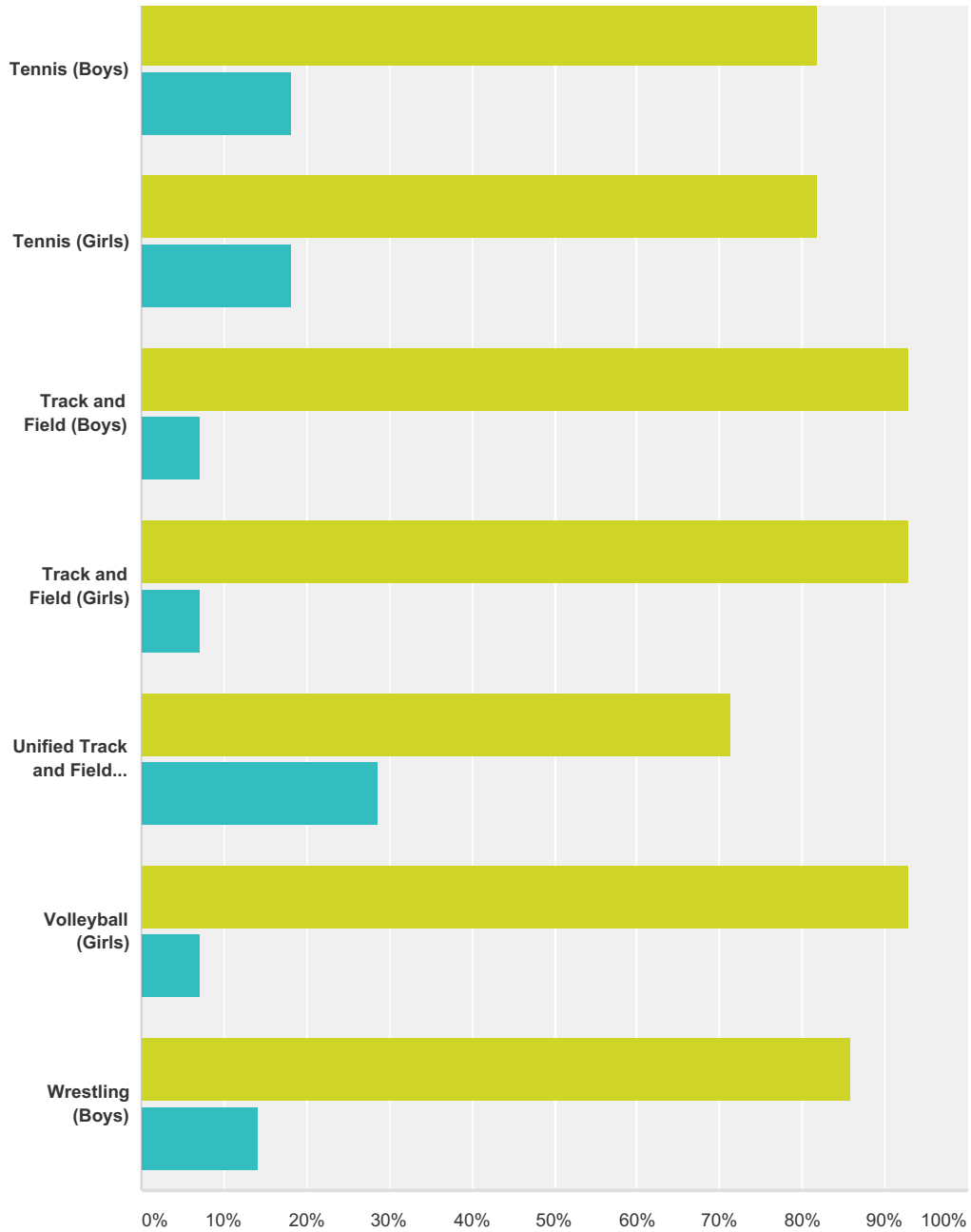
Answered: 79 Skipped: 181



2015 KHSAA Triennial Sports Expansion Survey



2015 KHSAA Triennial Sports Expansion Survey



■ Would like to enter a team in regular and post season play
■ Would like to enter a team, regular season only

	Would like to enter a team in regular and post season play	Would like to enter a team, regular season only	Total
Archery (Coed)	81.58% 31	18.42% 7	38
Baseball (Boys)	81.25% 13	18.75% 3	16
Basketball (Boys)	92.86% 13	7.14% 1	14
Basketball (Girls)	92.86% 13	7.14% 1	14

2015 KHSAA Triennial Sports Expansion Survey

Bass Fishing (Coed)	88.24% 15	11.76% 2	17
Bowling (Boys)	88.89% 8	11.11% 1	9
Bowling (Girls)	88.89% 8	11.11% 1	9
Competitive Cheer (2 1/2 minute, or Coed)	86.67% 13	13.33% 2	15
Cross Country (Boys)	92.31% 12	7.69% 1	13
Cross Country (Girls)	92.31% 12	7.69% 1	13
Fast Pitch Softball (Girls)	91.67% 11	8.33% 1	12
Field Hockey (Girls)	33.33% 1	66.67% 2	3
Football (Boys)	88.89% 8	11.11% 1	9
Golf (Boys)	92.31% 12	7.69% 1	13
Golf (Girls)	92.86% 13	7.14% 1	14
Soccer (Boys)	85.71% 12	14.29% 2	14
Soccer (Girls)	78.57% 11	21.43% 3	14
Swimming and Diving (Boys)	83.33% 5	16.67% 1	6
Swimming and Diving (Girls)	83.33% 5	16.67% 1	6
Tennis (Boys)	81.82% 9	18.18% 2	11
Tennis (Girls)	81.82% 9	18.18% 2	11
Track and Field (Boys)	92.86% 13	7.14% 1	14
Track and Field (Girls)	92.86% 13	7.14% 1	14
Unified Track and Field (able-bodied students together with students with physical disabilities)	71.43% 10	28.57% 4	14
Volleyball (Girls)	92.86% 13	7.14% 1	14
Wrestling (Boys)	85.71% 6	14.29% 1	7