



SPP&G Grading Scale Discussion

JEFFERSON COUNTY BOARD OF EDUCATION

JUNE 22, 2015

Recommendation






The SPP&G Committee is recommending a change to the JCPS Grading Scale for the 2015-16 School Year:

Letter Grade	Performance Description	Proposed Scale	Current Scale
A	Above Standards	90-100%	93-100%
B	Meets Standards	80-89%	86-92%
C	Approaching Standards	75-79%	79-85%
D	Below Standards	70-74%	70-78%
U	Substantially Below Standards	Below 70%	Below 70%

Components and Categories

Grading Categories	Suggested Components	2014-15 Category Guidelines	2015-16 Category Guidelines
Student Engagement with the Standards	Group work, class discussion, journals, logs, notebooks student reflection, projects or other measures of student interaction	No more than 60% of the Total academic grade	No more than 20% of the Total academic grade
Student Progression toward the Standards	Homework, problem solving, class assignments, quizzes, projects, or other measures of student progress	No more than 60% of the Total academic grade	No more than 30% of the Total academic grade
Student Mastery of the Standards	Tests, projects, proficiency assessments, presentations, performance assessments or other measures of student mastery	No more than 60% of the Total academic grade	No more than 70% of the Total academic grade

Looking at the changes in Context

	Performance Description	Components of Grades	Scale
A	Above Standards w/exceptional performance	 Student Engagement with Standards (no more than 20%)  Student Progression Towards Standards (no more than 30%)  Student Mastery of Standards (no more than 70%)	90%-100%
B	Above Meets Standards		80% - 89%
C	Meets Approaching Standards		75%-79%
D	Marginally Meets Standards Below Standards		70%-74%
U	Substantially Below Standards		Below 70%

Extensive work on Grading Scale for 2013-14 & 2014-15

▶ 2013-14

- ▶ Surveyed district staff – 69% supported change

▶ 2014-15

- ▶ Surveyed district staff and parents
- ▶ Elementary – 85% supported change
- ▶ Middle School – 84% supported change
- ▶ High School – 91% supported change

Grading Scales of other Kentucky Districts



- ▶ Reviewed Grading Scales of Surrounding Districts
- ▶ Reviewed Grading Scales of 10 largest Districts
- ▶ Of the 10 largest districts, we would be the 7th of 10 to adopt this grading scale

What are we trying to do and why is this change good for students?



- ▶ The change takes into account the more rigorous content standards- Common Core State Standards (CCSS)
- ▶ The Categories and Components section and the Performance Descriptions of the SPP&G has been revised and will place greater emphasis on ensuring students mastery the content standards (more rigorous)
- ▶ The change supports equal opportunity for and levels the playing field for JCPS students as compared to student in other districts using 90-100 and 80-89 to earn scholarships and receive jobs

Basketball Analogy



Recommendation



The SPP&G Committee is recommending a change to the JCPS Grading Scale for the 2015-16 School Year:

Letter Grade	Performance Description	Proposed Scale	Current Scale
A	Above Standards	90-100%	93-100%
B	Meets Standards	80-89%	86-92%
C	Approaching Standards	75-79%	79-85%
D	Below Standards	70-74%	70-78%
U	Substantially Below Standards	Below 70%	Below 70%