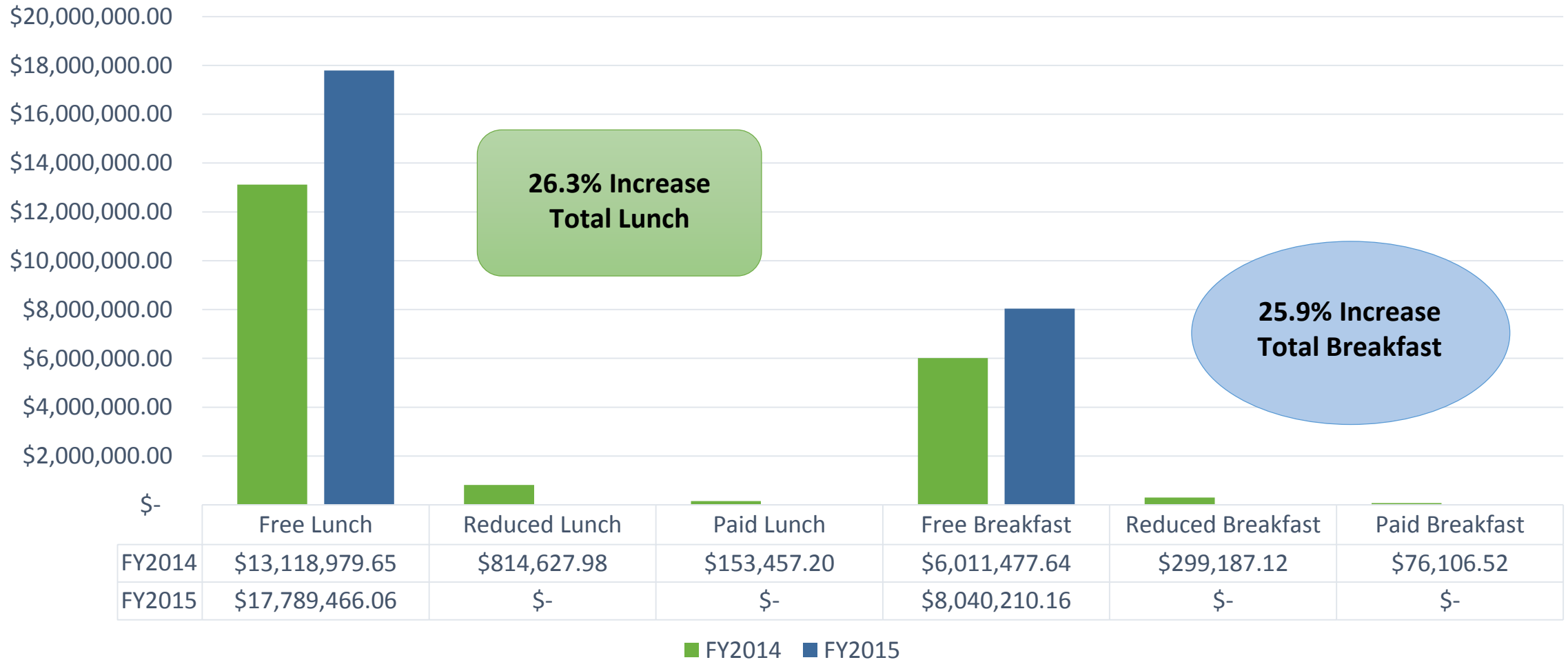


# School and Community Nutrition Services

Community Eligibility Update

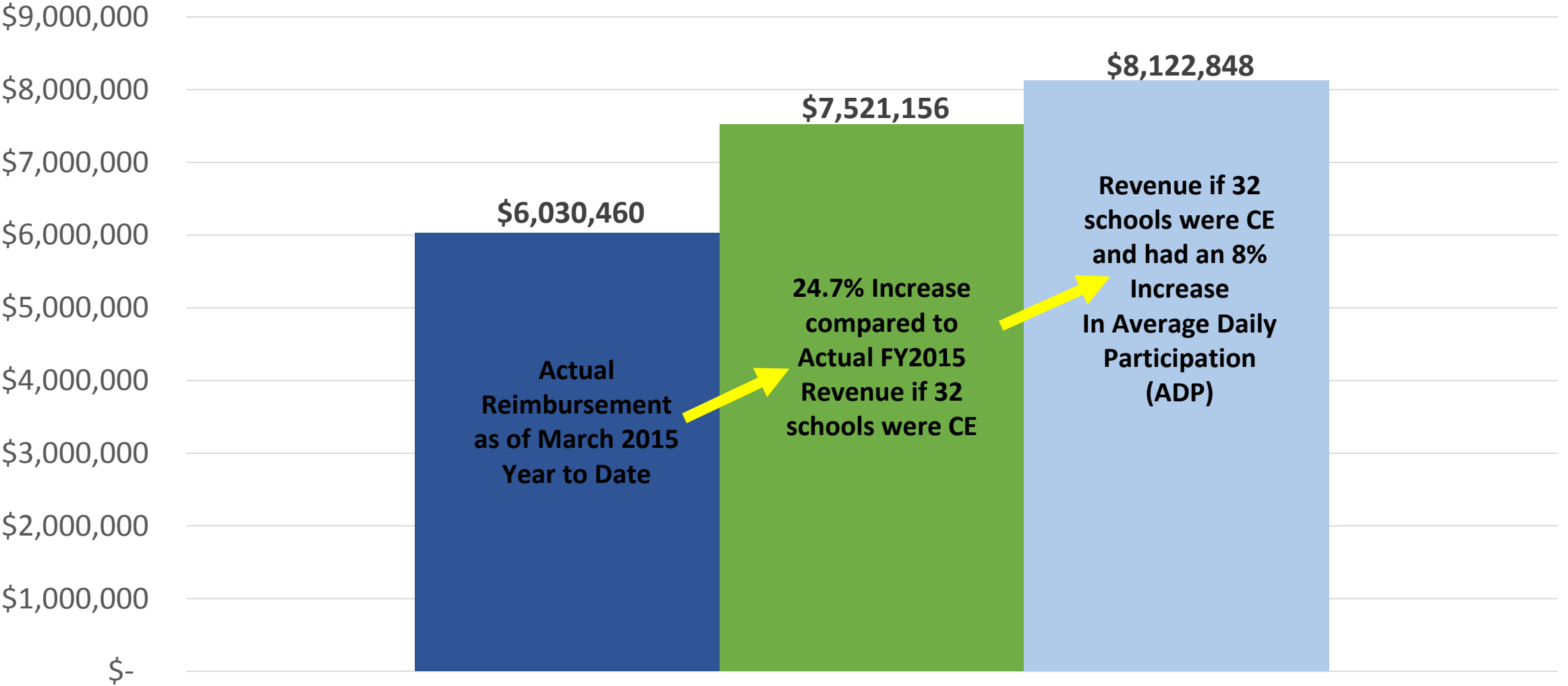
May 11, 2015

## CE Schools Pilot Year Revenue Comparison FY2014 to FY2015

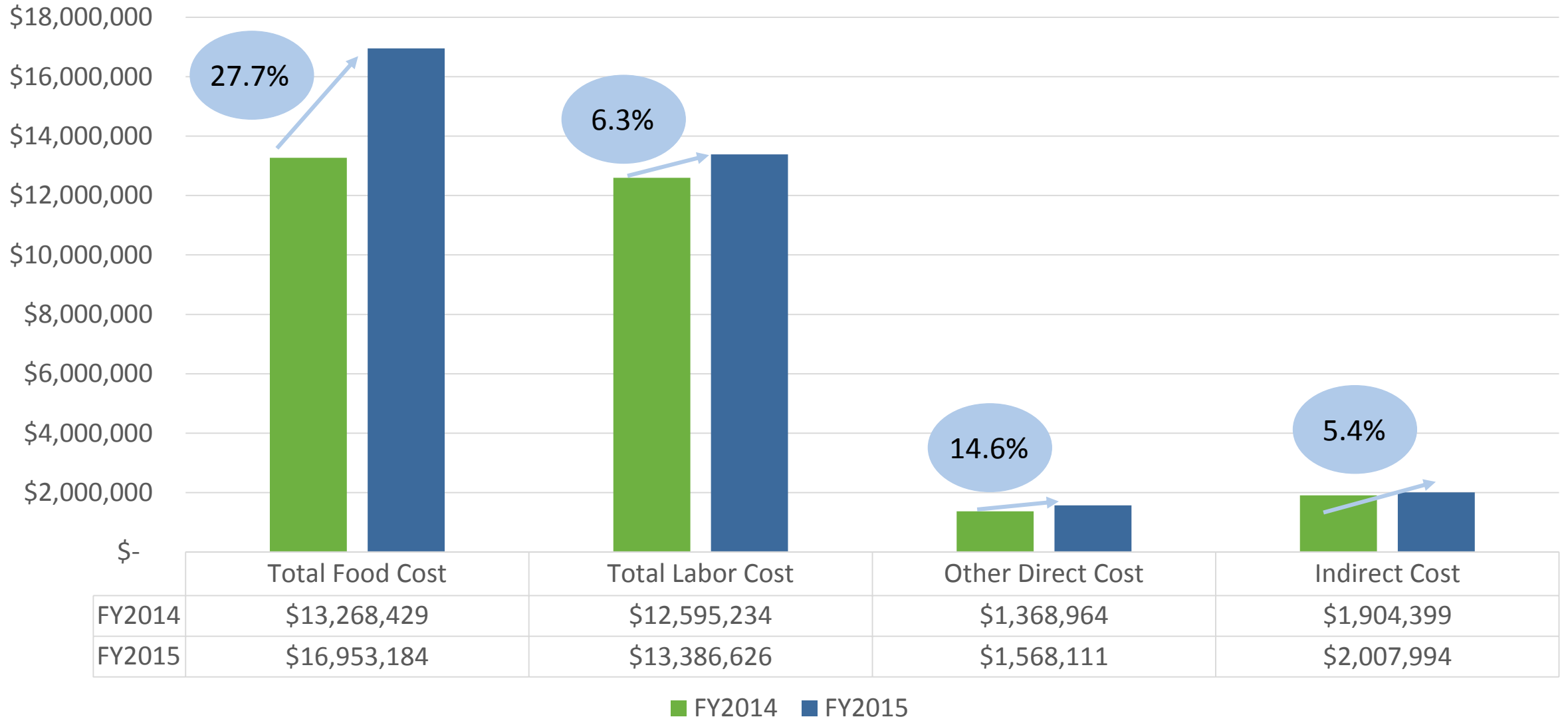


# Additional 32 Schools Potential Revenue

## CE FY2015 – March Year to Date

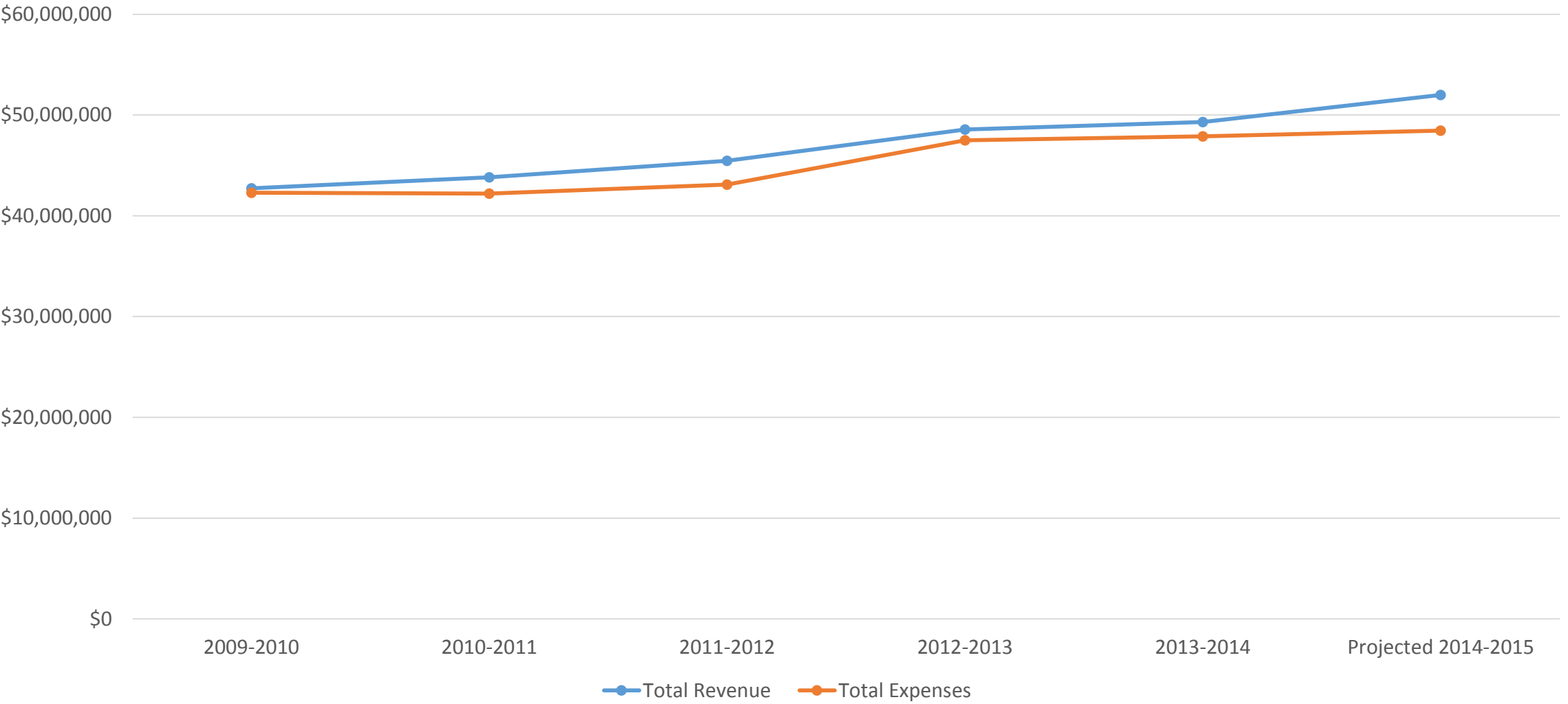


## Expenses Comparison FY2014 – FY2015



# SCNS Revenues and Expenses

## 5 Year Comparison & Current Year Projections

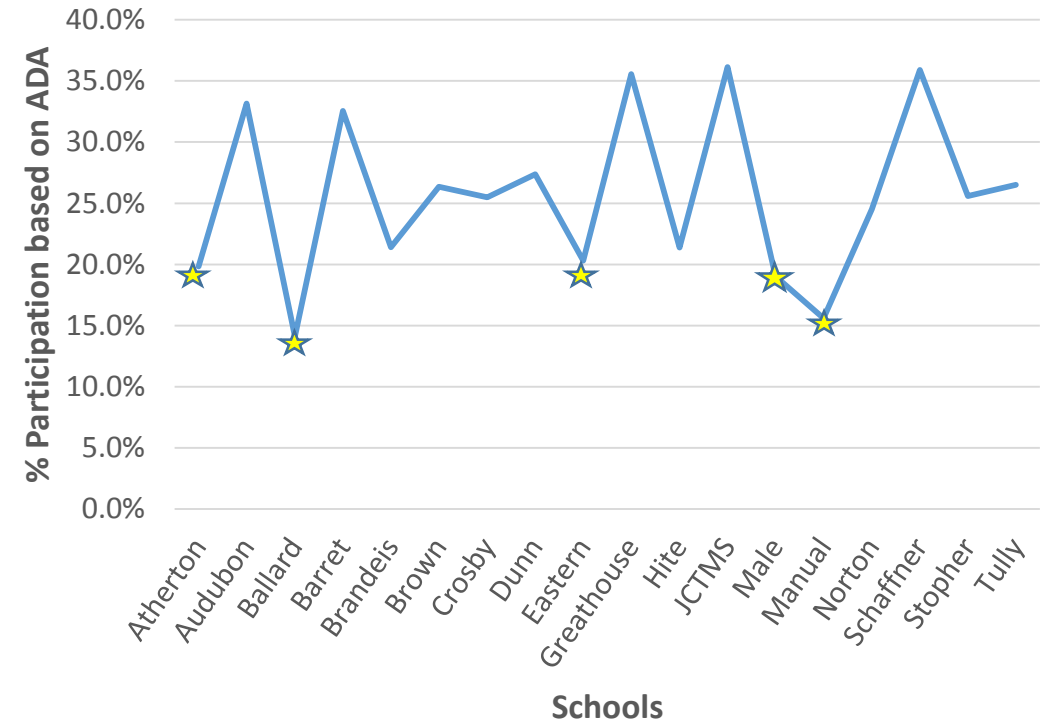


# Remaining 18 Schools Ineligible for CE

## Schools:



## Paid Lunch Participation based on Average Daily Attendance



★ High Schools

# Community Eligibility Advantages

Students at 136 schools can receive a nutritious breakfast and lunch at no charge every day.

Since all meals served at CE schools are reimbursed at the higher “Free” rate, USDA reimbursement revenue will be increased to the district.

Meal charges are no longer a concern. This saves time, money, and parent/student frustration.

Serving lines are faster and students have increased access to nutritious foods to facilitate the learning process.

Direct Certification (DC) numbers are valid for 5 years; if the economy improves, which would make the DC % decrease, CE is still allowed the next 4 years.

# Community Eligibility Considerations

18 JCPS schools will not be able to participate in Community Eligibility.

The schools that are new to the CE program may have to collect more Educational Benefits Forms due to having lower DC %s

School administrators will have to be trained on how to collect forms.

Potential new CE schools do not currently receive Title 1 funding may not have much motivation to collect the Educational Benefits Forms.

Potential expense increases: more refrigeration, food purchases, labor/overtime, and other direct costs



# PLE (Paid Lunch Equity) Requirements

## Step 1

- What is the weighted average of Paid Meal Prices as of October 2014?
- \$2.56

## Step 2

- Is the weighted average greater than or equal to \$2.70? →  $\$2.70 = \$3.06 - \$0.36$   
(Free Reimbursement – Paid Reimbursement FY2015)
- No. (If it was yes, no meal price increase necessary)

## Step 3

- Is the weighted average less than \$2.70?
- Yes → **Meal Prices must be raised for School Year 2015-2016**  
*Proposed: Elementary \$2.60      Middle/High \$2.75*

# Innovation & Partnership- Summer Food Service Program (SFSP)

- 193,581 Breakfasts and Lunches served at 100 sites in 2014!
- Sites included 2 Bus Stop Café routes, school location sites, public pools, parks, 2 Catholic schools, and back to school events.
- JCPS will be hosting the Regional Summer Feeding Kick Off Event involving USDA, KDE, community partners, and additional area sponsors.



# Innovation & Partnership- Child and Adult Care Food Program (CACFP)

- 105 approved locations currently providing “At-Risk” Suppers
- 312,994 Suppers and Snacks served through March 2015 (YTD) for Extended Learning Days, Childcare Enrichment Programs, Clubs, and Other Activities
- Meals & Snacks provided to TAPP infants
- Snacks for Head-Start/Preschool



# Innovation & Partnership- Farm to School

- Local foods purchased include 21 items from 7 local farmers.
- Cabbage, apples, broccoli, and watermelon are served fresh to students.
- Green peppers, zucchini, butternut squash, and yellow squash are processed and used in recipes at our Nutrition Service Center (NSC).
- Commonwealth Garden at Hartstern ES - Working with curriculum development for student learning opportunities.

