




# Early Childhood Update

*Jefferson County Board of Education  
February 23, 2015*

# Connecting to our Strategic Plan



## **Strategy 1.3** **Early learning and student readiness**

Create a coordinated system of early learning interventions that span pre-K through third grade to ensure all Primary students are performing at grade level.

**Key Indicator:** Increase in the kindergarten-readiness scores and Primary assessment scores



Problems to Solve

# Problem to Solve

52% of all JCPS kindergarten students are coming to us *kindergarten ready* per the 2013-14 and 2014-15 BRIGANCE scores

\* Based on Fall 2014 BRIGANCE Data

# Problem to Solve

Students from non-JCPS childcare centers,  
from the home, and from other locations are  
declining in kindergarten readiness from  
2013-14 to 2014-15

\* Based on Fall 2014 BRIGANCE Data



# Problem to Solve

2014 KPREP results indicate 46.7% of third graders were proficient or better readers

# Problem to Solve

Pre-K and Head Start students will have spent an incredibly small amount of time in an educational focused setting prior to Kindergarten



# Problem to Solve

Some children come to us with NO prior educational setting experience at all

## Problem to Solve

How do we extend the time we have with these students to “make up the difference” in vocabulary/language development, skill development and social and emotional development?

# Additional Information

Students being served in JCPS  
Head Start showed a 5.8 %  
increase in kindergarten readiness  
from 2013-14 to 2014-15  
improving from 47.8% ready to  
53.6% ready

## Additional Information

The “Equity Map” demonstrates the targeted locations across our district where school readiness is most lacking



# BRIGANCE Trend Data 2013 - 2014

Demographic	Prior Setting	2013-14 % Kindergarten Ready	2014-15 % Kindergarten Ready	Change in Kindergarten Readiness *
All Students	All Students	52.3	51.9	- 0.4
No Male	All Students	48.5	47.6	-0.9
Female	All Students	56.3	56.3	0
White (Non-Hispanic)	All Students	60.3	58.5	-1.8
African American	All Students	46.9	48.8	1.9
Hispanic	All Students	30.1	28.5	-1.6
Asian	All Students	68.0	65.8	-2.2
American Indian or Alaska Native	All Students			
Native Hawaiian or Other Pacific Islander	All Students	60.0		
Two or more races	All Students	55.5	55.3	-0.2
Limited English Proficiency	All Students	22.6	29.1	6.5
Free Reduced Price Meals	All Students	41.4	42.1	0.7
Students with Disabilities	All Students	26.3	24.5	-1.8
All Students	State Funded	48.6	49.3	0.7
All Students	Head Start	47.8	53.6	5.8
All Students	Child Care	73.8	70.7	- 3.1
All Students	Home	35.8	32.2	- 3.6
All Students	Other	62.0	56.4	- 5.6
All Students	Unknown	44.1	40.0	- 4.1

Changes in K Readiness in Black denote no significant difference from 2013-2014

Changes in K Readiness in Red show a significant decline in K Readiness from 2013 to 2014

Changes in K Readiness in Green show a significant increase in K Readiness from 2013-2014



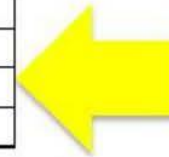
# BRIGANCE Trend Data 2012 - 2014

Demographic	Prior Setting	2012-13 % Kindergarten Ready	2013-14 % Kindergarten Ready	2014-15 % Kindergarten Ready	Overall Increase in K Readiness
All Students	All Students	34.6	52.3	51.9	17.3
Male	All Students	30.6	48.5	47.6	17
Female	All Students	38.8	56.3	56.3	17.5
White (Non-Hispanic)	All Students	40.6	60.3	58.5	17.9
African American	All Students	30.0	46.9	48.8	18.8
Hispanic	All Students	16.3	30.1	28.5	12.2
Asian	All Students	57.9	68.0	65.8	7.9
American Indian or Alaska Native	All Students				
Native Hawaiian or Other Pacific Islander	All Students		60.0		
Two or more races	All Students		55.5	55.3	-0.2
Limited English Proficiency	All Students	18.7	22.6	29.1	10.4
Free Reduced Price Meals	All Students	24.5	41.4	42.1	17.6
Students with Disabilities	All Students	13.0	26.3	24.5	11.5
All Students	State Funded		48.6	49.3	0.7
All Students	Head Start		47.8	53.6	5.8
All Students	Child Care		73.8	70.7	-3.1
All Students	Home		35.8	32.2	-3.6
All Students	Other		62.0	56.4	-5.6
All Students	Unknown		44.1	40.0	-4.1

Readiness in Black denote no significant difference from 2012-2014

Changes in K Readiness in Red show a significant decline in K Readiness from 2012 to 2014

Changes in K Readiness in Green show a significant increase in K Readiness from 2012-2014





# Theory of Action

# Theory of Action

If we develop a delivery plan to support Early Childhood teachers, staff, students and families that includes the 7 following initiatives and ensure each initiative *reaches the desk of every student*, then we will increase Kindergarten Readiness levels to 77% Ready by 2020.

- Standards-Based Instruction and Assessment
- Professional Learning Communities (PLCs)
- Communicating a Common Definition of School Readiness
- Family and Community Engagement
- Kindergarten Readiness Strategies Implemented Effectively
- Louisville Metro Cradle to Career/Early Childhood Convening
- Extended Learning Opportunities for Pre-K students and families (NCFL Literacy Partnership, OASIS, Summer Kindergarten College, etc.)

A large purple circle with a smaller purple square at the bottom left corner. The circle has a slight gradient and a shadow. The square is also purple and has a shadow.

Resources Needed



# Resources Identified and Allocated

Strategy Component	Details	Funding Source	Cost
Create Curriculum Maps for new EC Standards	PD and training is provided to all EC Instructional staff to support standards-based instruction	N/A	N/A
PLC Training for Select EC Instructional Staff	Provide PLC training for DuValle, Riverport and Dawson Orman staff during Flex PD Day	N/A	N/A
Phase III of PLC Support	Contracted with Solution Tree to provide training and support to EC Leadership and Site Administrators	Title II	\$175,000
Attend National PLC Conference in July 2015	EC Site Administrators, Teams of teachers, Resource Teachers and staff will attend the National PLC Conference in Louisville (100 participants)	Pre-K, Head Start and Title I	\$57,000

# Resources Identified and Allocated

Strategy Component	Details	Funding Source	Cost
JCPS Early Childhood Task Force	Organize and lead an Early Childhood Task Force centered around increasing Kindergarten Readiness for all students	N/A	N/A
Create, Print and Distribute School Readiness Visual Across the Community	A School Readiness Visual was created to align with the 5 Domains of Early Childhood as assessed on the BRIGANCE Kindergarten Screen	General Fund, Pre-K	\$3,000
Create an interactive School Readiness Website	The interactive readiness website will provide resources and activities for parents and community	N/A	N/A
Kindergarten Readiness Events	Organize and host Kindergarten Readiness Events in partnership with Churches and local Community Organizations in targeted zip codes	General Fund, Pre-K, Head Start and Title I	\$5,000

# Resources Identified and Allocated

Strategy Component	Details	Funding Source	Cost
Family and Community Engagement Events	Host and organize monthly family and community engagement events to foster school readiness, parent involvement and the removal of barriers	Head Start	\$5,500
NCFL Literacy Partnership	Early Childhood Teachers and staff participate in ongoing PD and engage EC students and families in extended learning opportunities to improve Literacy practices in the school and home	Title I	\$76,000
Summer Kindergarten College	Target approximately 45 incoming Kindergarten students to participate in a Kindergarten College during the Summer of 2014 Learning Center to increase Kindergarten Readiness	Live a Life Foundation	\$80,000

# Resources Identified and Allocated

Strategy Component	Details	Funding Source	Cost
OASIS	Target approx. 100 Early Childhood students who will enter Kindergarten to participate in a Summer Boost Program/OASIS at DuValle Education Center to increase Kindergarten Readiness	General Fund and Head Start	\$66,000
Louisville Metro Cradle to Career/Early Care & Education Convening	Collaborate with Metro Government, United Way, 4 C's and other community organizations to promote the Mayor's Cradle to Career Initiative	N/A	N/A



**Louisville Metro Cradle to Career  
Early Care & Education Pillar  
Kindergarten Readiness**

**Stakeholder Organizations**



Metro United Way  
metrounitedway.org



Family & Children's Place  
Building brighter futures



THE GHEENS FOUNDATION  
INC.



FOR YOUTH DEVELOPMENT®  
FOR HEALTHY LIVING  
FOR SOCIAL RESPONSIBILITY



KENTUCKY  
SCIENCE CENTER



KENTUCKY  
YOUTH  
ADVOCATES







# Cradle to Career: Louisville

**CITYWIDE ACCOUNTABILITY FOR CRADLE-TO-CAREER SYSTEM**  
(Semiannual Convening by the Mayor to provide connectivity across system)

## KEY

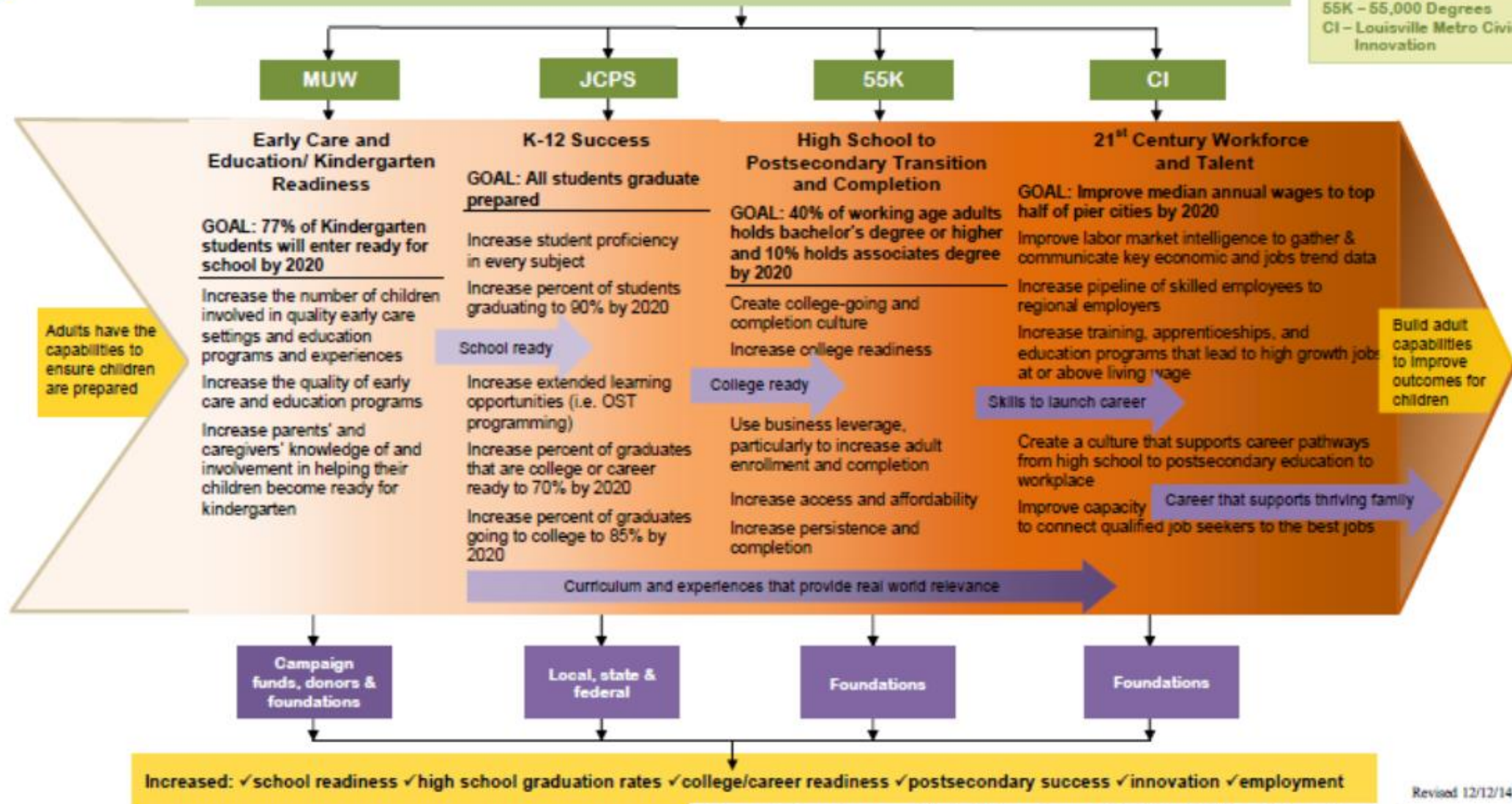
MUW – Metro United Way  
JCPS – Jefferson County  
Public Schools  
55K – 55,000 Degrees  
CI – Louisville Metro Civic  
Innovation

CONVENER

METRICS FOR POTENTIAL ACTION NETWORKS

FUNDERS

OUTCOMES



For more information contact Katie Dailinger, Deputy Chief of Staff, Office of Mayor Greg Fischer,  
[Katie.dailinger@louisvilleky.gov](mailto:Katie.dailinger@louisvilleky.gov), (502) 574-2003

Revised 12/12/14



# Timeline for Implementation

# Timeline for Implementation

Strategy Component	Dates of Trainings and Implementation	Next Steps	Anticipated Costs for 2015-16
Create Curriculum Maps for new EC Standards	Ongoing 2013-14 & 2014-15 school year	Training newly hired staff via Early Childhood Resource Teachers	N/A
PLC Training for Select EC Instructional Staff	Summer of 2014	Train Staff at Early Childhood Centers – Summer 2015	N/A
Phase III of PLC Support	Ongoing throughout the 2014-15 school year	Site Administrators will share training with teachers and staff to fully implement the PLC process	N/A



# Timeline for Implementation

Strategy Component	Dates of Trainings and Implementation	Next Steps	Anticipated Costs for 2015-16
Attend National PLC Conference in July 2015	July 14-16 2015	Provide adequate staffing, common planning time and resources to Implement the PLC Model in all EC Centers	N/A
JCPS Early Childhood Task Force	Spring 2013 and ongoing	Continue the work with the Task Force with an intentional focus on recruiting new families to JCPS Early Childhood	N/A
Create, Print and Distribute School Readiness Visual	March 2013 and ongoing	Continue to distribute the visuals to educate parents and community members on Kindergarten Readiness	\$1,000
Create an Interactive School Readiness Website	March 2015	Launch the interactive school readiness website to support parents, families and community stakeholders	N/A

# Timeline for Implementation

Strategy Component	Dates of Trainings and Implementation	Next Steps	Anticipated Costs for 2015-16
Kindergarten Readiness Events	Spring of 2013 and ongoing	Plan, organize and host a minimum of 3 events for the Spring of 2015	\$1,500
Family and Community Engagement Events	Ongoing, these are embedded into Head Start and now have been expanded to include Preschool Families	To collaborate with families and community partners removing barriers to education.  Develop an intentional plan and focus to recruit new families to JCPS Early Childhood.	\$5,500
NCFL Literacy Partnership	Phase I - 2014 Phase II - 2015	Early Childhood Teachers and staff participate in ongoing PD. Engage EC students and families in extended learning opportunities to improve Literacy practices in the school and home	Title I \$85,000



# Timeline for Implementation

Strategy Component	Dates of Trainings and Implementation	Next Steps	Anticipated Costs for 2015-16
Summer Kindergarten College	June of 2014	Seek potential funding for future Kindergarten Summer Boost Programs	N/A
OASIS	June 2013 and ongoing	Approximately 100 incoming Kindergarten children will participate in a summer boost program in the summer	\$60,000
Louisville Metro Cradle to Career/ Early Care & Education Convening	Spring 2014 and ongoing	To continue to work with Metro United Way, Mayor's Office and 4 C's in educating the community	N/A

# Expected Outcomes

Create Curriculum  
Maps for new EC  
Standards

- All teachers will teach the Early Childhood Standards resulting in increased levels of School Readiness

PLC Training  
for Select EC  
Instructional Staff

- Teaching and learning will focus on the standards resulting in increased levels of School Readiness

Phase III of PLC  
Support

- Administrators at Early Childhood centers will have the ability to lead their teachers in the PLC process resulting in increased levels of School Readiness

Attend National PLC  
Conference in July, 2015

- Teachers and administrators will receive the necessary training to implement the PLC model at Early Childhood Centers

JCPS Early Childhood Task  
Force

- To educate and partner with the community toward increased levels of Kindergarten Readiness

Create, Print and Distribute  
School Readiness Visual across  
the Community

- To communicate and educate families and community partners on Kindergarten Readiness

Create an Interactive School  
Readiness website with  
resources and tools to support  
Kindergarten Readiness

- Provide families and children outside the JCPS Early Childhood program with strategies and tools to increase Kindergarten Readiness

Kindergarten Readiness

Kindergarten Readiness

## Kindergarten Readiness Events

- To ensure parents and community members have a common working definition of Kindergarten Readiness

## Family and Community Engagement Events

- To remove barriers and assist families in educating and supporting the early development of each child

## NCFL Literacy Partnership

- Train select teachers to deliver high quality literacy based lessons and activities



Summer Kindergarten  
College

- To extend learning time for incoming kindergarten students resulting in increased levels of School Readiness

OASIS

- Increase the number of students entering Kindergarten ready to learn

Louisville Metro Cradle  
to Career/Early Care &  
Education Convening

- To partner with Louisville Metro, Metro United Way, and other community agencies to ensure increased levels of Kindergarten Readiness for all Pre-School aged children in Louisville





Monitor and Sustain



# Looking Forward

- Pre-School Program Review is underway for 2014-15
- Conducted by KDE and Early Childhood Regional Training Center
- Anticipated Completion is Spring 2016

## Pre-School Program Review Concerns

- Playgrounds
- Playground equipment and materials
- Instructional time lost due to late busses
- Facility concerns
- State funding vs. number of classrooms
- Support structure for EC instructors

# Considerations for Early Childhood Growth/Expansion

- Quality vs. quantity
- Full day vs. half day services
- Allocation of space/facilities
- Areas of greatest need in the district
- Shortage of applicants/employees
- Transportation
- Wrap around services for families and students



# Moving forward with recruitment

- 7,700 kindergarten students for 2014-15
- 5,591 kindergarten students (72.6%)  
qualify for F/R lunch
- 3,298 four year olds in JCPS EC in 2013-14
- Difference = 2,293 four year old students



## Moving forward with recruitment

- BRIGANCE *prior setting data* tells us that 1,926 incoming K students came straight from home to kindergarten
- 1,598 of those K students were F/R lunch
- Develop an intentional plan to identify, target and recruit these families/similar families in the future with the goal of serving more students in JCPS Early Childhood Program



"Breakthrough  
Thinking"

# Significant Transformation

If we truly want to have a significant impact on Early Childhood, Kindergarten Readiness and Third Grade Reading Proficiency, then we need to have strategies that will bring about major change

# Kindergarten Readiness Camp

- Five week proactive program targeting areas from our “equity map”
- Use EMBARK data to identify students who are not ready
- Camps would target approximately 2000 - 3500 incoming kindergarten students
- Work with MUW and Mayor’s Office to develop intensive “Kindergarten Countdown”-like recruitment campaign
- Use the “School Readiness Curriculum” already in place
- Resources required:
  - 25 locations/personnel/materials
  - 250 teachers and 200 instructional assistants for 5 weeks-one planning and recruiting - four instructional weeks
  - Total cost estimate: \$3.25 million (excluding transportation)



# Kindergarten Extension

- Add additional six weeks for all K students who are not reading at grade level at the end of kindergarten
- Strategic locations based on the Equity Map
- Resources required for 35 locations:
  - 120 teachers and 75 instructional assistants
  - 35 administrators and 35 office staff
  - Transportation??
  - Total cost estimate: \$2.3 million (excluding transportation)

# Year Round Head Start

- With our new grant, apply to be a year-round Head Start Program in order to extend the learning opportunities for students
- Addresses summer learning loss
- Requires 260-day employees
- Year-round transportation needed
- Increase credentials for staff
- Estimated cost: Additional \$7.6 million above and beyond the \$14.8 million HS grant and \$5.6 million in-kind from the district and other additional indirect costs

# Third Grade Pledge Focused ATTAIN

- Create a structure so all students at kindergarten, first and second grades not “on track” to be reading on grade level by the end of third grade participate in a 6 week *Extended Year*
- 11,400 students at 90 locations
- 400 teachers and 200 instructional assistants
- Enrichment programs offered—field trips and book rewards
- Community partnerships to encourage attendance
- Media campaign around “Raising the Bar” and the Third Grade Pledge
- Estimated cost: \$6.9 million (excluding transportation)



## Provide Early Childhood Services for all eligible 3 year olds

- Currently we are only funded for and serve 3 year olds with disabilities and some children at 100% poverty
- We do not provide services for 3 year olds between 100% and 160% poverty
- Some 3 year olds at 100% poverty do not get into the program due to space, transportation and other issues
- If we can serve 600 additional 3 year olds, we can have a significant impact on school readiness
- This would require an additional 30 classrooms
- Estimated cost: \$4.3 million



# Board Member Questions, Comments, and Input