

Jefferson County  
Public Schools



**Donna M. Hargens, Ed.D.**  
**Superintendent**  
**May 12, 2014**

# JCPS Behavior Dashboard

- Collaborative effort between multiple departments (Research, ECE, Student Response Team)
- Provides information current through the prior school day
- Data presented from a high, summative level down to a very detailed level
- Secure so that district & school personnel see only what they need to see



# District Behavior Summary Dashboard Report

## Tracks Suspensions, STOP, & ISAP by Area, by School

Filters give District-Level personnel flexibility to focus on specific groups

Discipline Summary Report

School personnel can click on their school to see more detail

JCPS SRT Overview: PRELIMINARY DATA, STOP Entered into IC through Sunday, May 11, 2014  
This is a snapshot of real time data which can change at a later point

Displaying Data For:

Click to toggle options on/off

GAP Only

At Risk Only

LEP Only

ECE Only

ESL Only

Males Only

Females Only

All Races

Asian

African American

Hispanic

White

Key: Total Suspension Incidents / Total # Days (Distinct Student Count)

	Area 1 (Shumate)	Area 2 (Dennes)	Area 3 (Hartstern)	Area 4 (Dillard)	Area 5 (Lattimore)	Area 6 (Wheat)	Totals
	Butler 91 / 381 (75)	Doss 321 / 1125 (171)	Male 42 / 212 (39)	Fern Creek (H) 532 / 1839 (284)	Atherton 150 / 539 (99)	Ballard 322 / 1564 (212)	
	PRP 467 / 2018 (282)	Fairdale (H) 326 / 1162 (187)	Moore (H) 256 / 895 (149)	Jeffersontown (H) 510 / 1473 (260)	Eastern 498 / 1656 (246)	Brown (H) 0 / 0 ( )	
	Valley 372 / 1384 (229)	Iroquois 593 / 2296 (316)	Southern 397 / 1374 (226)	Seneca 328 / 1444 (234)	Waggener 378 / 1222 (213)	Central 78 / 235 (61)	
	Western (H) 349 / 1883 (216)	Manual 17 / 54 (14)					
		Shawnee 578 / 1491 (204)					
# of Susp/# of Days Susp	1279 / 5666 (802)	1835 / 6128 (892)	695 / 2481 (414)	1370 / 4756 (778)	1026 / 3417 (558)	400 / 1799 (273)	6605 / 24247 (3717)
# of STOP	213 (178)	680 (336)	18 (15)	40 (35)	576 (194)	218 (170)	1745 (928)
# of ISAP	1918 (742)	2922 (1025)	1201 (544)	2509 (1025)	297 (181)	287 (193)	9134 (3710)
	Conway 338 / 1018 (195)	Noe 145 / 550 (81)	JCTMS 59 / 179 (41)	Carrithers 203 / 630 (115)	Barret 16 / 60 (15)	Brown (M) 1 / 3 (1)	
	Farnsley 285 / 846 (163)	Olms. North 247 / 1019 (133)	Knight 192 / 531 (114)	Myers 343 / 993 (192)	Crosby 322 / 1182 (168)	Kammerer 218 / 551 (140)	
	Frost 279 / 851 (150)	Olms. South 210 / 627 (118)	Lassiter 270 / 929 (149)	Newburg 317 / 852 (178)	Highland 335 / 1001 (147)	Meyzeek 202 / 559 (123)	
	Johnson Trad 67 / 228 (52)	Stuart 452 / 1188 (229)	Moore (M) 360 / 714 (207)	Ramsey 147 / 488 (87)	Western (M) 16 / 45 (15)	Westport (M) 224 / 667 (134)	
			Thomas Jeff. 366 / 1421 (199)				
# of Susp/# of Days Susp	969 / 2943 (560)	1054 / 3384 (561)	1247 / 3774 (710)	1010 / 2963 (572)	689 / 2288 (345)	645 / 1780 (398)	5614 / 17132 (3146)
# of STOP	398 (299)	999 (571)	189 (151)	430 (270)	649 (361)	721 (420)	3386 (2072)
# of ISAP	1064 (530)	2178 (683)	3434 (1185)	717 (300)	568 (276)	871 (426)	8832 (3400)
	Cane Run 11 / 21 (10)	Auburndale 7 / 24 (6)	Audubon 8 / 21 (7)	Bates 19 / 34 (13)	Bloom 8 / 15 (5)	Atkinson 15 / 38 (11)	
	Crums Lane 2 / 12 (2)	Cochran 4 / 6 (4)	Blake 21 / 45 (9)	Cochrane 15 / 51 (13)	Byck 14 / 35 (11)	Bowen 13 / 33 (11)	
	Dixie 16 / 31 (9)	Coral Ridge 1 / 2 (1)	Blue Lick 11 / 33 (10)	Farmer 1 / 6 (1)	Engelhard 17 / 57 (10)	Breck-Franklin 16 / 34 (12)	
	Eisenhower 10 / 61 (8)	Fairdale (E) 8 / 13 (8)	Camp Taylor 12 / 36 (10)	Fern Creek (E) 16 / 48 (10)	Foster 50 / 190 (33)	Chancey 29 / 98 (14)	
	Greenwood 21 / 67 (15)	Frayser 17 / 69 (11)	Carter 8 / 13 (7)	Goldsmith 25 / 98 (20)	Hawthorne 12 / 31 (7)	Chenoweth 3 / 5 (3)	

# District Behavior Detail Dashboard Report

## Detailed Drill-Through of the District Summary Report

### DISCIPLINE DETAIL REPORT FOR SCHOOL YEAR 12-13

Displaying Details For:

Suspensions

GAP Only

ECE Only

Males Only

Females Only

Click to toggle options on/off

STOP

ISAP

At Risk Only

LEP Only

ESL Only

All Races

Asian

Hispanic

African American

White

AREA

2

Assistant Superintendent

Evaluation & Transition Coordinator

Amy Dennes

Joe Leffert

Doss - 100

[Excel-Friendly Version](#)


Return To: [Discipline Summary Report](#) --- [Minority Monitoring Report](#)

Incident Date	Event Name	JCPS ID	Student Name (Ttl Incidents)	Location	Location Description	Role	Role Comments	Context Details	Submitted By	Resolution	Resolution Start Date	Resolution End Date	Days Suspended	Resolution Comments
9/4/2012	02B Disruptive Behavior													
		122026	Student 1	Classroom		Offender		Assault on a teacher throughout the period. Teacher was hit with at least 5 different pieces of pencils.	Flynn, Timothy	SSP3	9/6/2012	9/7/2012	2	Student was throwing the pencils actual meaning to hit the teacher..
	10B Stealing													
		150308	Student 2	Classroom	Classroom 152	Offender	The student stole money that had specific hand markings from the volleyball sponsor's envelope of money,	The student stole money from the volleyball funds out of the sponsor's classroom. One of the bills stolen had specific, recognizable markings made by hand on the bill. The student later turned in the same bill to the sponsor to pay for volleyball expenses.	Harvey, Jeanette	SSP3	9/6/2012	9/10/2012	3	
	12B Fighting/Striking - Student to Student													
		153881	Student 3	Classroom		Offender		Student engaged in a fight.	Garrett, Brian	SSP3	9/5/2012	9/7/2012	3	Three day suspension. Student may return on 9/10/12.
		106055	Student 4	Classroom		Offender		Student engaged in a fight.	Garrett, Brian	SSP3	9/5/2012	9/7/2012	3	Three day suspension. Student may return on September 10, 2012.
		137945	Student 5	Classroom		Offender		Student engaged in a fight.	Garrett, Brian	SSP3	9/5/2012	9/7/2012	3	Three day suspension. Student may return on 9/10/12.
		106058	Student 6	Classroom		Offender		Student engaged in a fight.	Garrett, Brian	SSP3	9/5/2012	9/7/2012	3	Three day suspension. Student may return on September 10, 2012.
9/5/2012	12B Fighting/Striking - Student to Other													

- Data grouped by Date and Behavior Events
- Secure Data Reporting:
  - District Level Personnel can see all incidents at all schools
  - School Level Administrators can see all incidents at their school only
  - School Teachers can only see incidents for students on their current class rosters
- Data updated each morning – current through the prior school day

# Student Profile

A student's entire career in one location



Student Name

Grade: 9

Doss

Age: 15

Personal

Grades

Tests

Behavior

Attendance

[Print This Section](#)

[Print Entire Profile](#)

Event Name	Current Year	Career
01B Skipping Class	4	4
02B Bus Disturbance	1	2
02B Disruptive Behavior	24	25
02L Disorderly Conduct	0	1
03B Failure to Attend Detention	0	10
03B Failure to Obey Staff	4	5
06B Profanity/Vulgarity	1	3
09B Inappropriate Sexual Behavior	0	2
10B Fighting/Striking - Student to Student	0	1
12B Fighting/Striking - Student to Student	3	13
14B Bullying	1	1
14B Harassment/Intimid w/Staff/Student	2	2
14R Verbal Abuse	1	3

Discipline Type	Current Year	Career
Bus Suspension Full	1	2
Saturday School	0	2
ISAP PARTIAL DAY	25	25
Detention	0	1
Parent/Guardian Conference	0	1
SSP3 Out of School Suspension	6	22
STOP	0	9
	0	1
ISAP FULL DAY	9	9

- The Student Profile can be reached by clicking on a student's name in the District Behavior Detail Report
- Profile contains both Current Year and Career data for a student – everything that is in Infinite Campus dating back to the 2007 school year
- Security same as with the Behavior Detail report

## Louisville Linked Data Report – Pupil Month 7

### Key Findings:

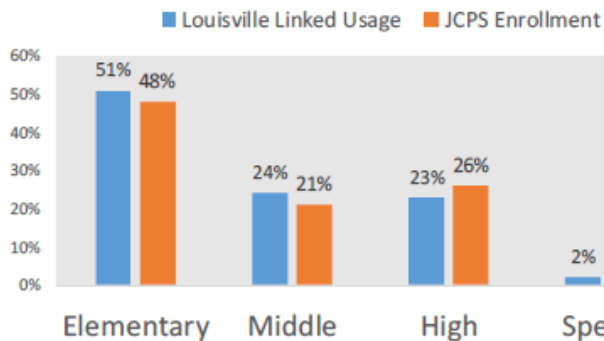
- 24,211 Students have been “linked” to help meet a need.
- These students represent 41,287 needs.
- The highest percentage of links are made to address basic needs.
- The usage of Louisville Linked is proportionate to enrollment at every level.
- The % of students “linked” for any one school ranges from a high of 93% to a low of 0%.
- There are still 9 unmet needs - all of which are in the basic needs category.



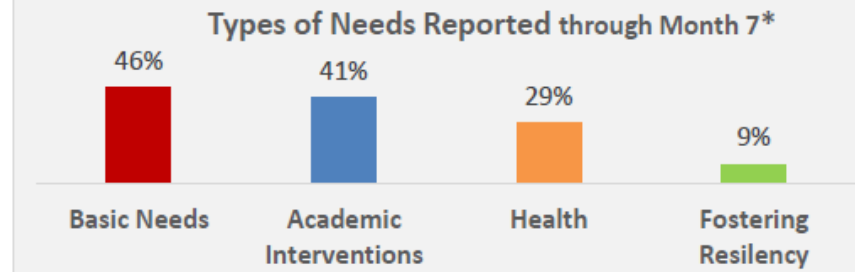
### Cumulative Unique Students “Linked” / Total Number of Links\*



### Louisville Linked Usage by Level



### Types of Needs Reported through Month 7\*



# **School Response Teams (SRTs)**

Jefferson County  
Public Schools



Moving  
in the Right  
Direction