

2013 Gallup Poll Results School Summary

District 5-12 graders (3,635 responses)

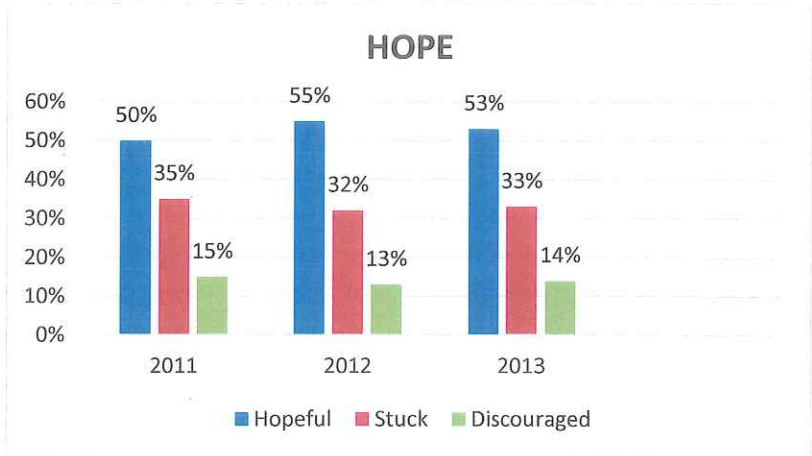
HOPE

Positives

95% have an adult that cares
95% believe they will graduate
85% feel they get good grades
79% feel they have goals
88% feel they will get a good job

Negatives

69% feel they have ways around problems



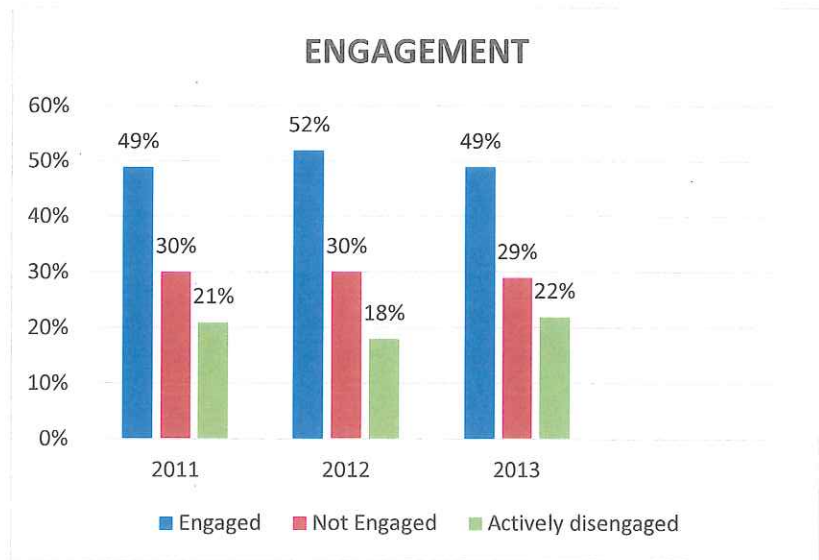
ENGAGEMENT

Positives

92% have a best friend
75% feel safe
72% feel schoolwork is important
74% feel school is committed to building strengths of students
80% have at least one teacher who makes them excited about the future

Negatives

68% feel they have opportunity to do their best
52% feel they get recognition



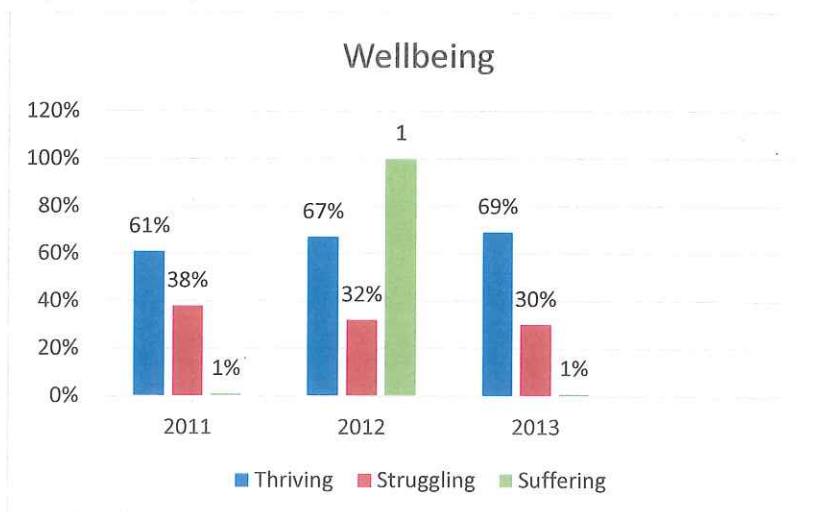
WELLBEING

Positives

61% feel treated with respect
84% smile or laugh often yesterday
71% learned/did something yesterday
74% have enough energy
93% have family or friends they can count on to help

Negatives

19% have health problems



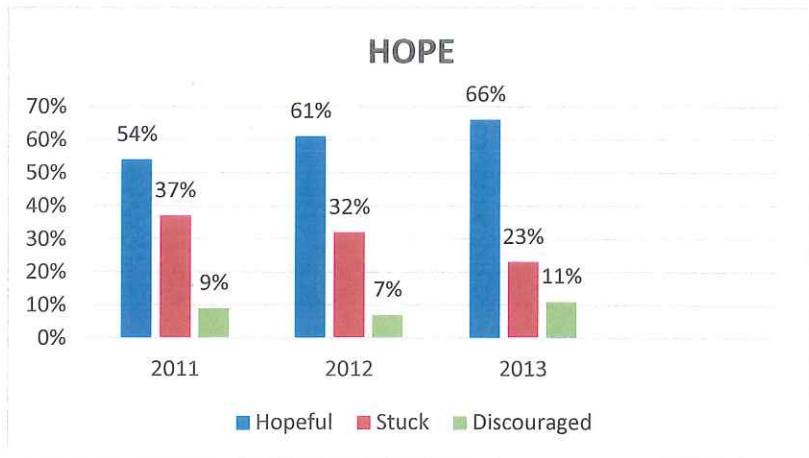
2013 Gallup Poll Results School Summary

A B Chandler 5th graders

HOPE

Positives

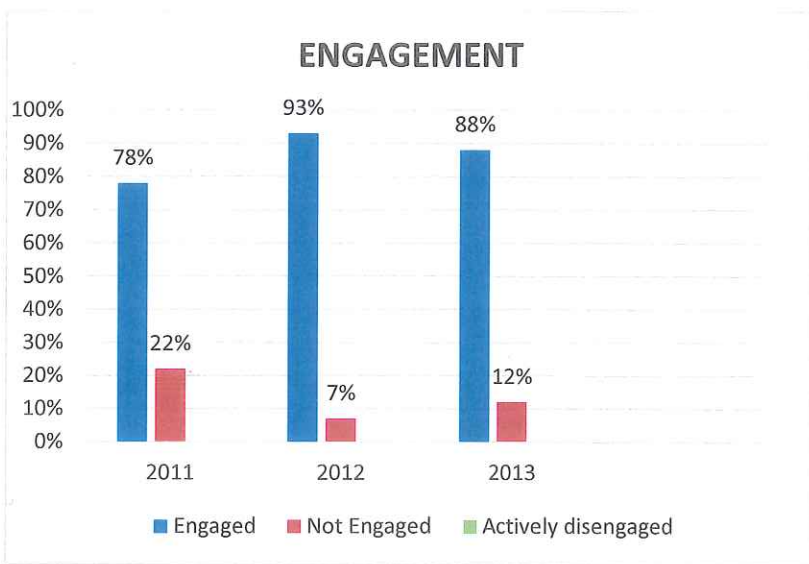
96% have an adult that cares
94% believe they will graduate
94% feel they get good grades
93% feel they have goals
95% feel they will get a good job
75% feel they have ways around problems



ENGAGEMENT

Positives

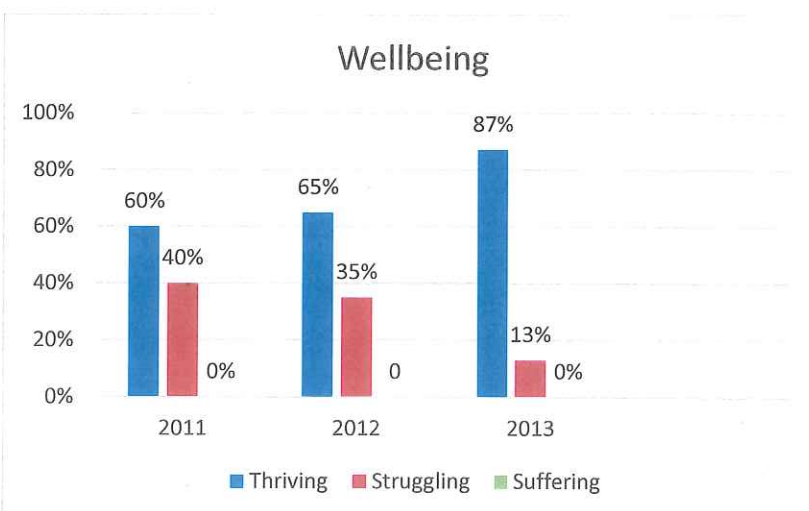
100% have a best friend
93% feel safe
89% feel schoolwork is important
91% feel they have opportunity to do their best
96% feel school is committed to building strengths of students
86% have at least one teacher who makes them excited about the future
75% feel they get recognition



WELLBEING

Positives

88% feel treated with respect
91% smile or laugh often yesterday
93% learned/did something yesterday
93% have enough energy
100% have family or friends they can count on to help
5% have health problems



2013 Gallup Poll Results School Summary

Bend Gate 5th graders

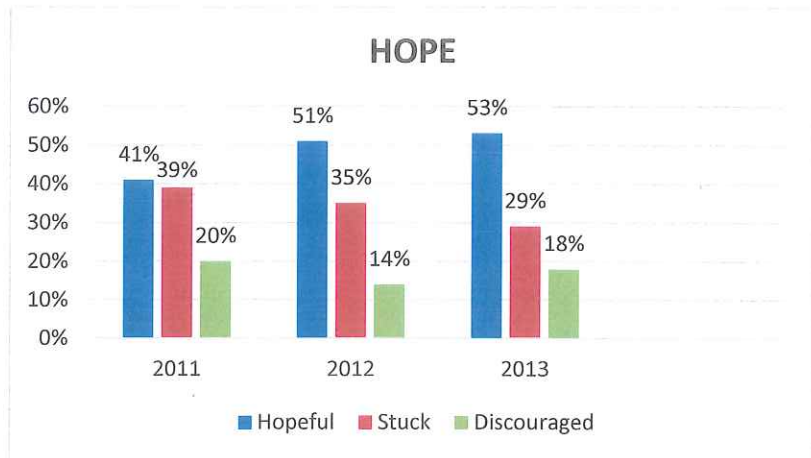
HOPE

Positives

970% have an adult that cares
87% believe they will graduate
79% feel they get good grades
86% feel they have goals
91% feel they will get a good job

Negatives

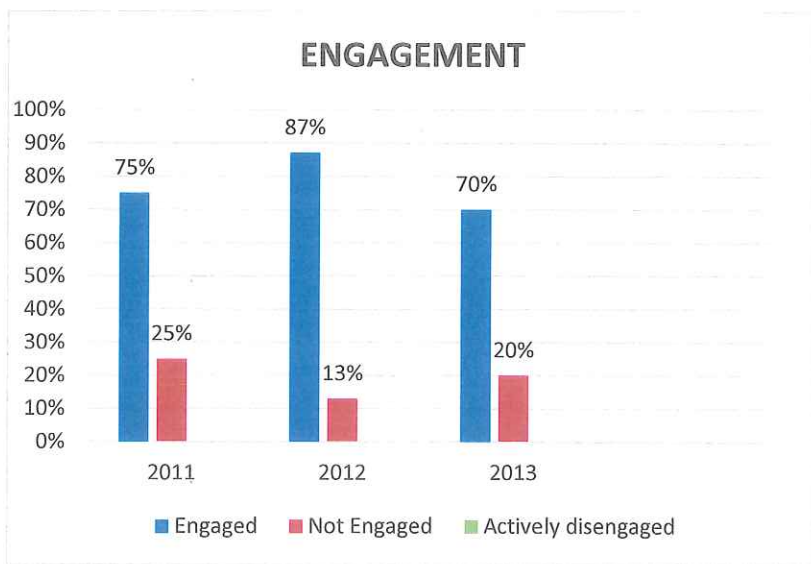
67% feel they have ways around problems



ENGAGEMENT

Positives

97% have a best friend
73% feel safe
87% feel schoolwork is important
79% feel they have opportunity to do their best
87% feel school is committed to building strengths of students
90% have at least one teacher who makes them excited about the future
72% feel they get recognition



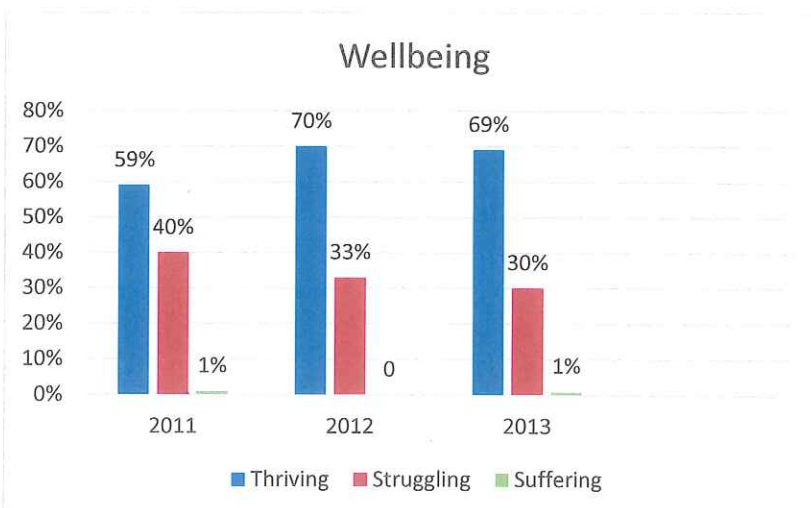
WELLBEING

Positives

71% smiled or laughed often yesterday
87% learned/did something yesterday
77% have enough energy
89% have family or friends they can count on to help

Negatives

25% have health problems
67% feel treated with respect



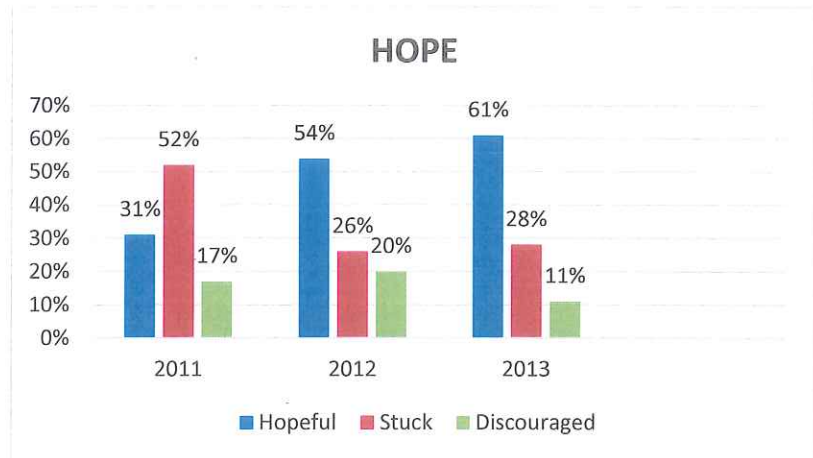
2013 Gallup Poll Results School Summary

Cairo 5th graders

HOPE

Positives

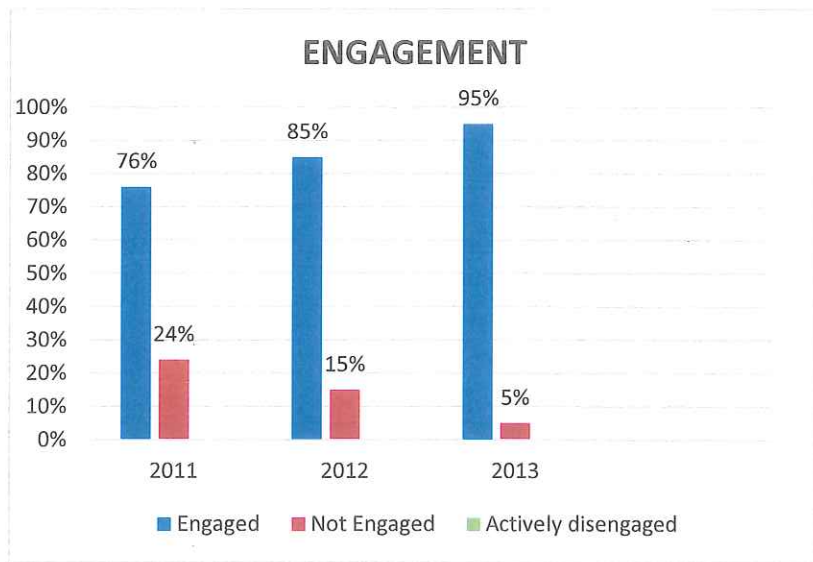
93% have an adult that cares
97% believe they will graduate
90% feel they get good grades
84% feel they have goals
92% feel they will get a good job
76% feel they have ways around problems



ENGAGEMENT

Positives

98% have a best friend
98% feel safe
96% feel schoolwork is important
93% feel they have opportunity to do their best
95% feel school is committed to building strengths of students
100% have at least one teacher who makes them excited about the future
76% feel they get recognition



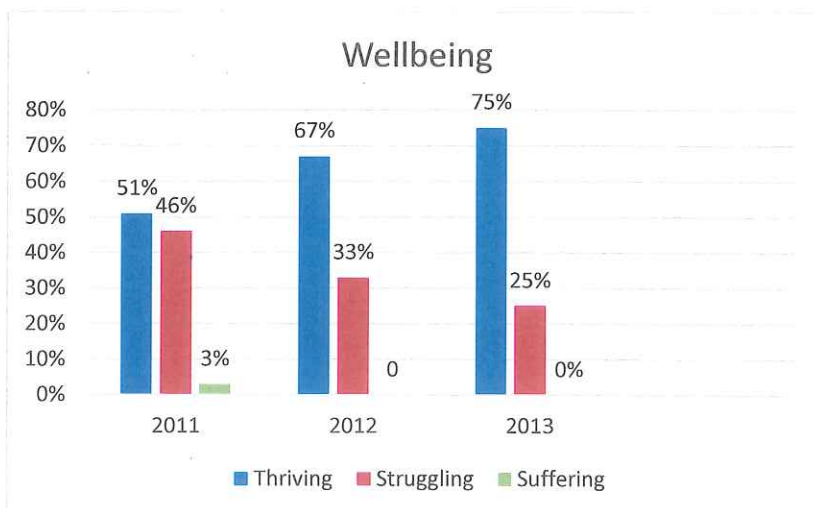
WELLBEING

Positives

89% smile or laugh often yesterday
90% learned/did something yesterday
95% have enough energy
93% have family or friends they can count on to help

Negatives

17% have health problems
67% feel treated with respect



2013 Gallup Poll Results School Summary

East Heights 5th graders

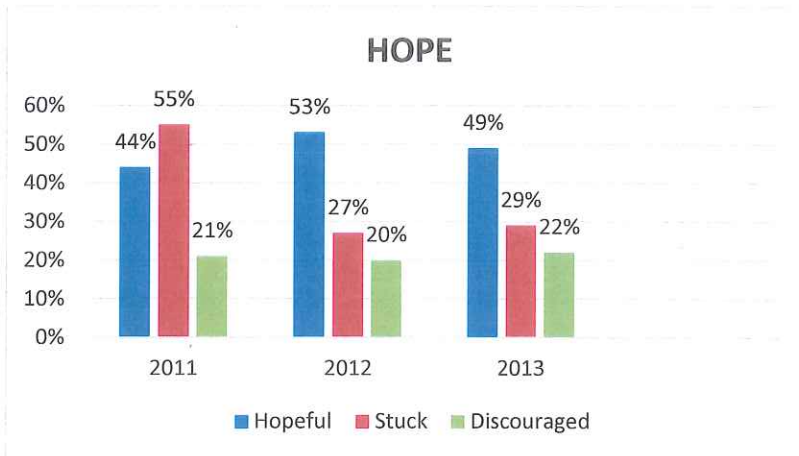
HOPE

Positives

90% have an adult that cares
88% believe they will graduate
84% feel they get good grades
83% feel they have goals
90% feel they will get a good job

Negatives

62% feel they have ways around problems



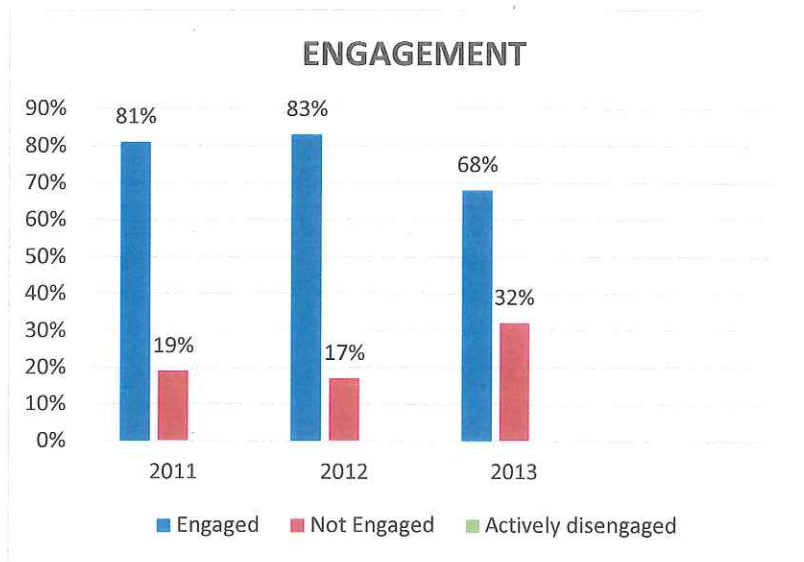
ENGAGEMENT

Positives

92% have a best friend
78% feel safe
88% feel schoolwork is important
82% feel they have opportunity to do their best
78% feel school is committed to building strengths of students
86% have at least one teacher who makes them excited about the future

Negatives

65% feel they get recognition



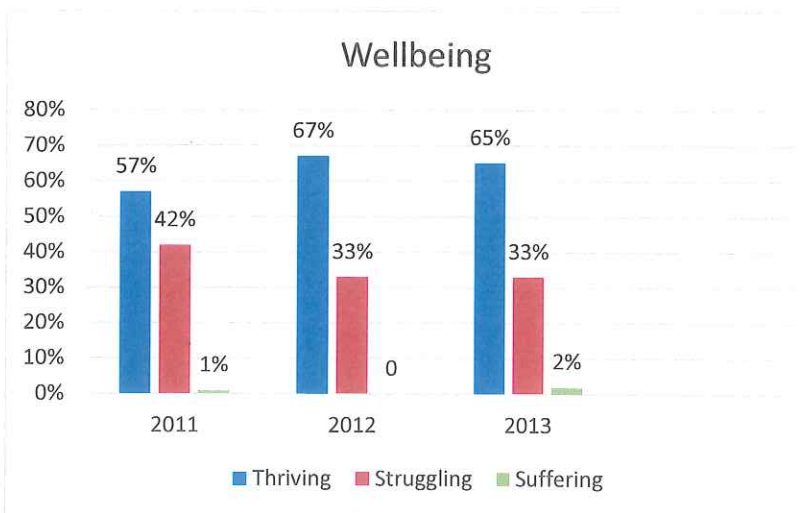
WELLBEING

Positives

77% feel treated with respect
80% smile or laugh often yesterday
71% learned/did something yesterday
80% have enough energy
94% have family or friends they can count on to help

Negatives

25% have health problems



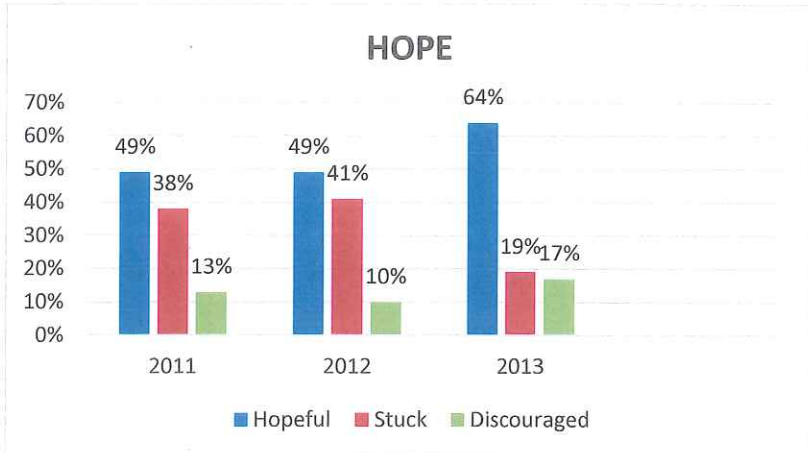
2013 Gallup Poll Results School Summary

Jefferson 5th graders

HOPE

Positives

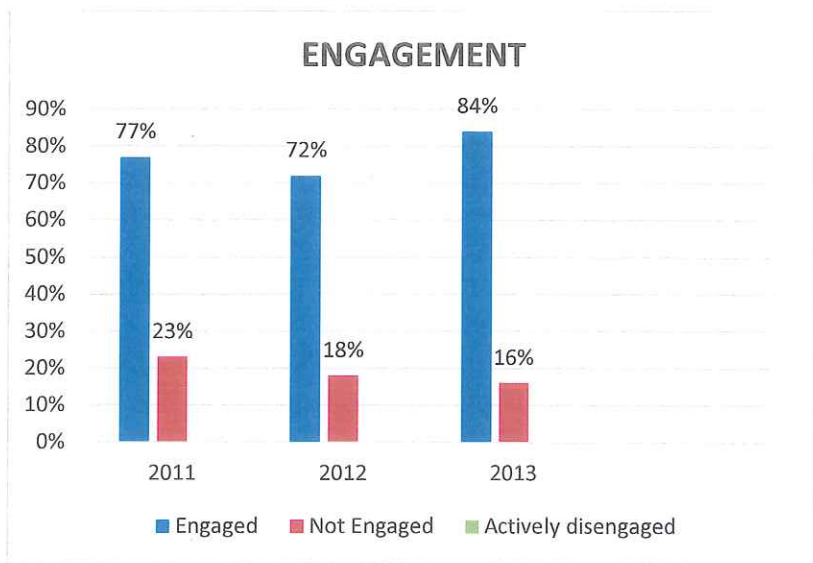
93% have an adult that cares
94% believe they will graduate
96% feel they get good grades
83% feel they have goals
83% feel they will get a good job
72% feel they have ways around problems



ENGAGEMENT

Positives

93% have a best friend
78% feel safe
92% feel schoolwork is important
85% feel they have opportunity to do their best
80% feel school is committed to building strengths of students
85% have at least one teacher who makes them excited about the future
80% feel they get recognition



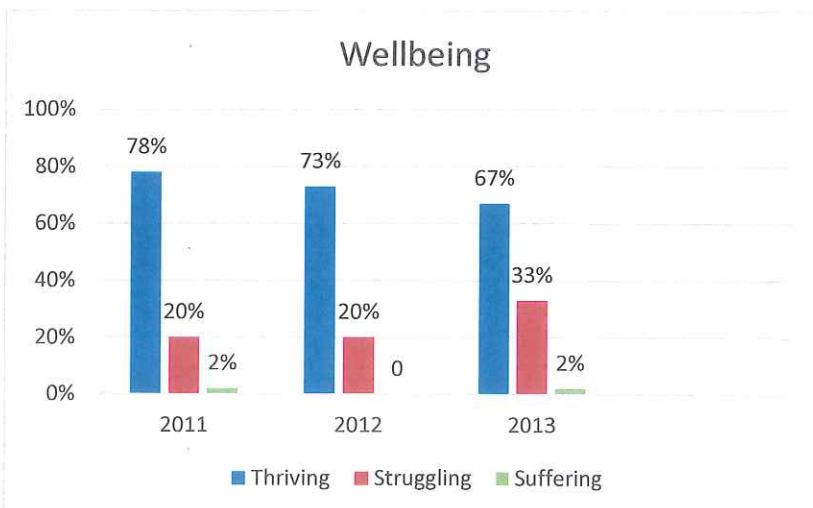
WELLBEING

Positives

79% feel treated with respect
77% smile or laugh often yesterday
83% learned/did something yesterday
89% have enough energy
93% have family or friends they can count on to help

Negatives

33% have health problems



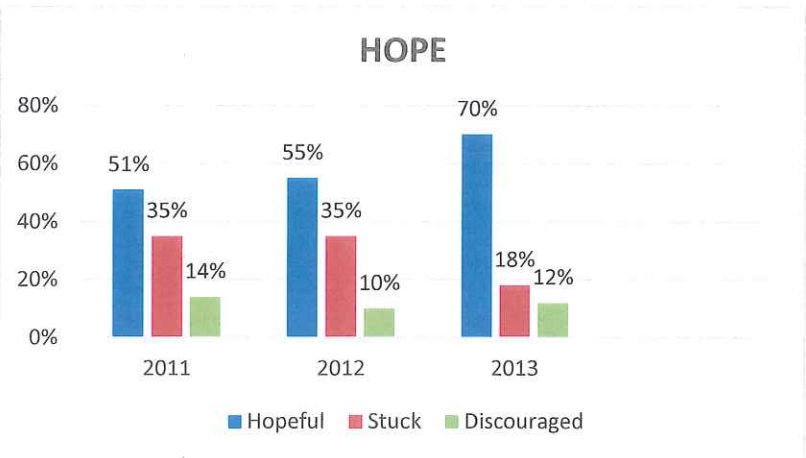
2013 Gallup Poll Results School Summary

Niagara 5th graders

HOPE

Positives

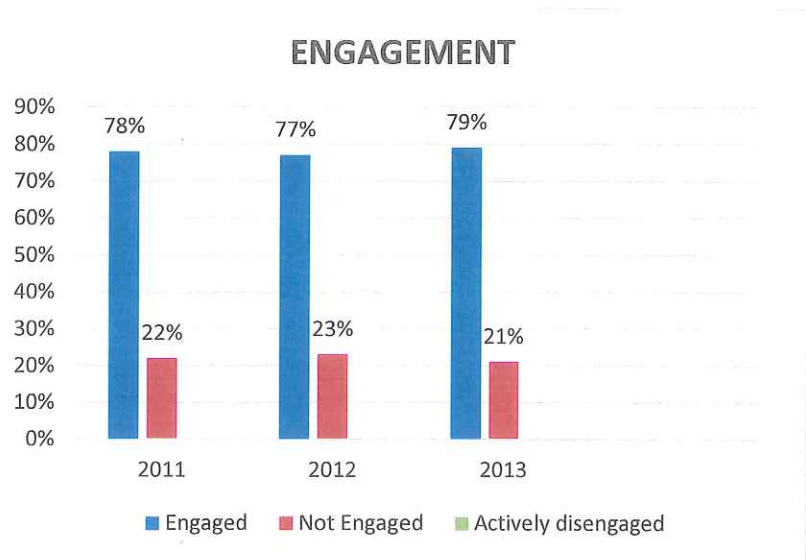
91% have an adult that cares
100% believe they will graduate
91% feel they get good grades
97% feel they have goals
100% feel they will get a good job
75% feel they have ways around problems



ENGAGEMENT

Positives

94% have a best friend
88% feel safe
91% feel schoolwork is important
97% feel they have opportunity to do their best
91% feel school is committed to building strengths of students
97% have at least one teacher who makes them excited about the future
79% feel they get recognition



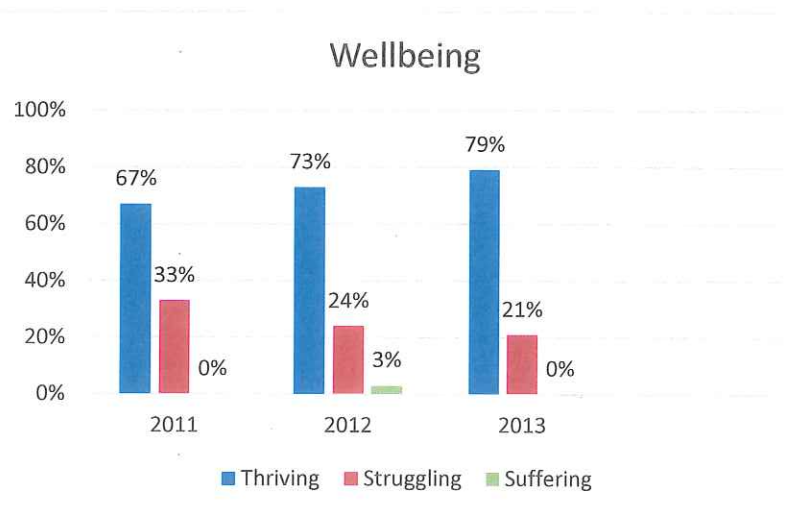
WELLBEING

Positives

93% feel treated with respect
91% smile or laugh often yesterday
81% learned/did something yesterday
88% have enough energy
97% have family or friends they can count on to help

Negatives

19% have health problems



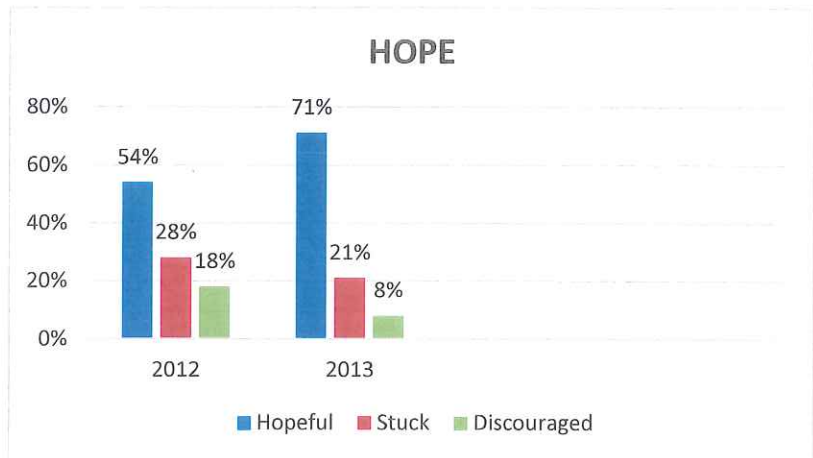
2013 Gallup Poll Results School Summary

South Heights 5th graders

HOPE

Positives

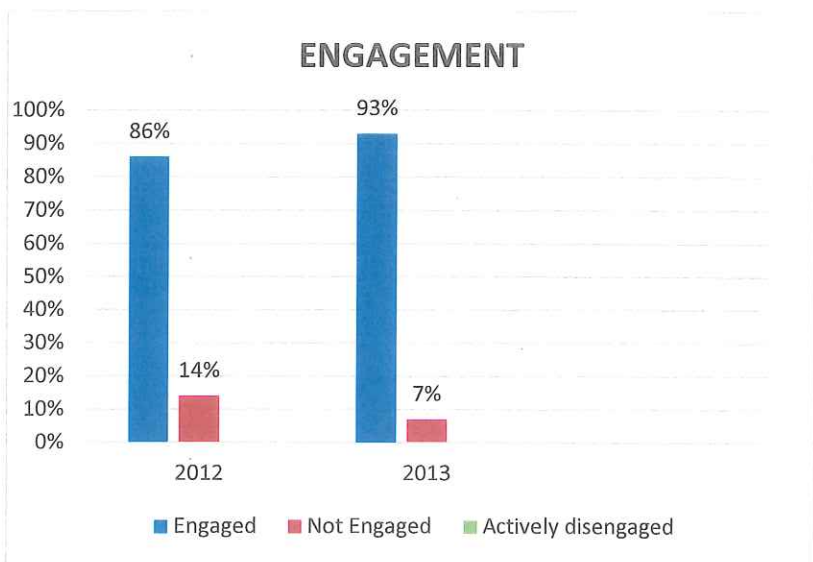
97% have an adult that cares
97% believe they will graduate
95% feel they get good grades
90% feel they have goals
99% feel they will get a good job
85% feel they have ways around problems



ENGAGEMENT

Positives

96% have a best friend
94% feel safe
98% feel schoolwork is important
82% feel they have opportunity to do their best
91% feel school is committed to building strengths of students
94% have at least one teacher who makes them excited about the future
88% feel they get recognition



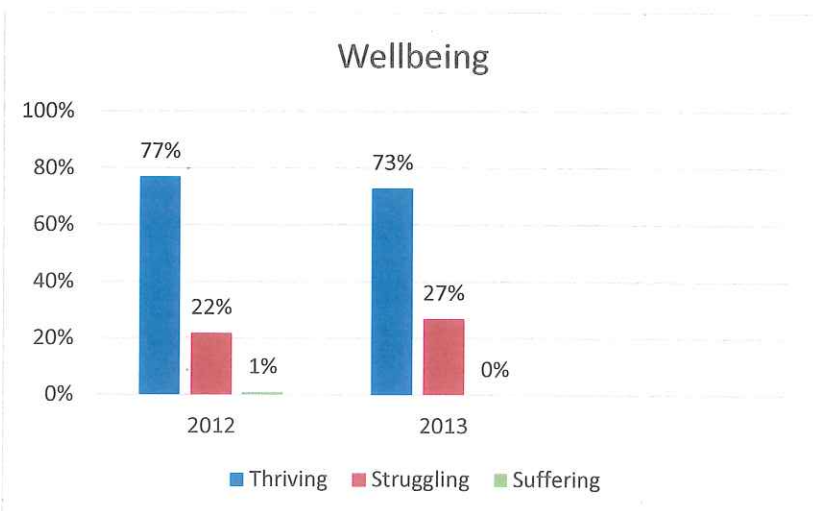
WELLBEING

Positives

87% feel treated with respect
87% smile or laugh often yesterday
79% learned/did something yesterday
92% have enough energy
97% have family or friends they can count on to help

Negatives

16% have health problems



2013 Gallup Poll Results School Summary

Spottsville 5th graders

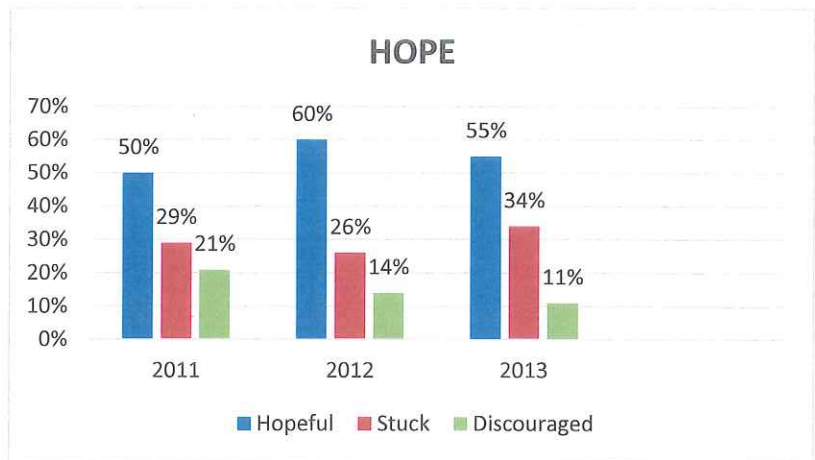
HOPE

Positives

99% have an adult that cares
94% believe they will graduate
91% feel they get good grades
87% feel they have goals
91% feel they will get a good job

Negatives

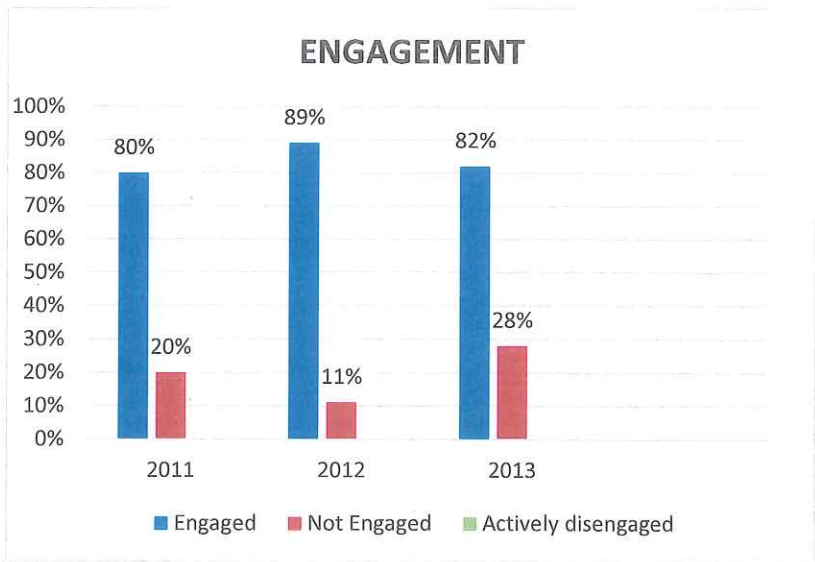
62% feel they have ways around problems



ENGAGEMENT

Positives

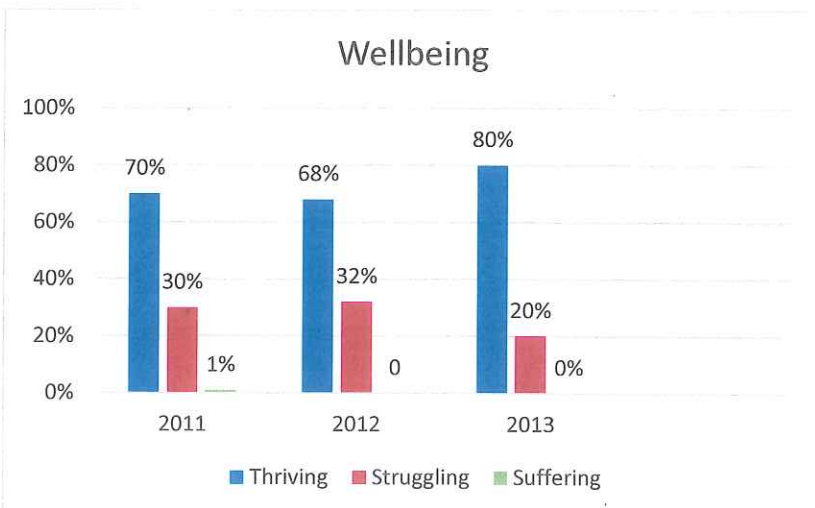
100% have a best friend
89% feel safe
92% feel schoolwork is important
85% feel they have opportunity to do their best
93% feel school is committed to building strengths of students
86% have at least one teacher who makes them excited about the future
72% feel they get recognition



WELLBEING

Positives

78% feel treated with respect
88% smile or laugh often yesterday
83% learned/did something yesterday
90% have enough energy
93% have family or friends they can count on to help
11% have health problems



2013 Gallup Poll Results School Summary

Central Academy 6-12 graders

HOPE

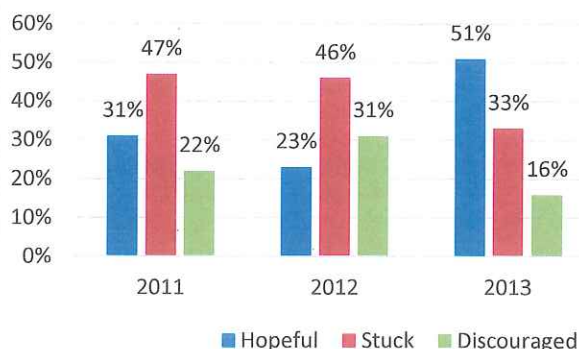
Positives

88% have an adult that cares
88% believe they will graduate
83% feel they get good grades
71% feel they have goals
86% feel they will get a good job

Negatives (Improving)

63% feel they have ways around problems

HOPE



ENGAGEMENT

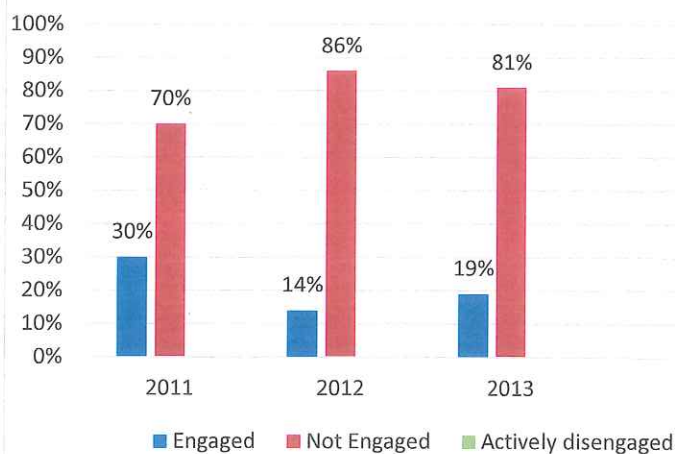
Positives

73% have a best friend

Negatives (Improving)

51% feel safe
57% feel schoolwork is important
37% feel they have opportunity to do their best
45% feel they get recognition
45% feel school is committed to building strengths of students
49% have at least one teacher who makes them excited about the future

ENGAGEMENT



WELLBEING

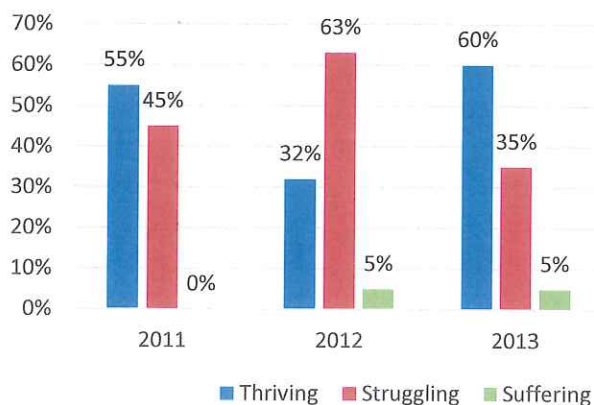
Positives

89% have family or friends they can count on to help

Negatives (Improving)

67% feel treated with respect
63% smile or laugh often yesterday
64% learned/did something yesterday
59% have enough energy
46% have health problems

Wellbeing



2013 Gallup Poll Results School Summary

North Middle 6, 7, 8 graders

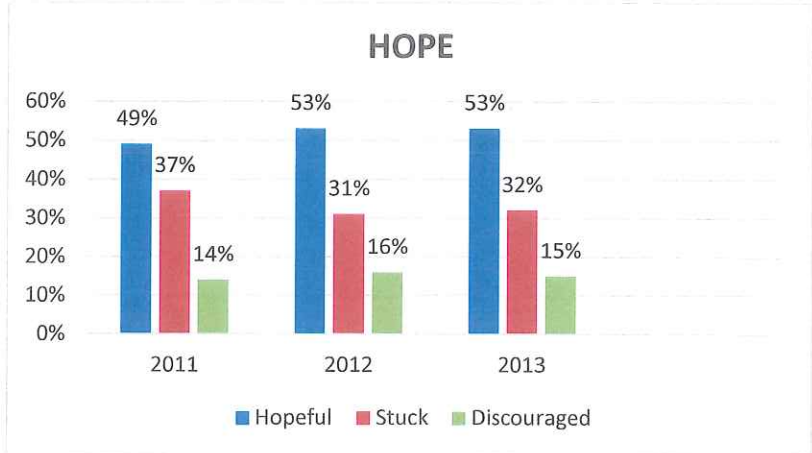
HOPE

Positives

96% have an adult that cares
95% believe they will graduate
84% feel they get good grades
81% feel they have goals
88% feel they will get a good job

Negatives

65% feel they have ways around problems



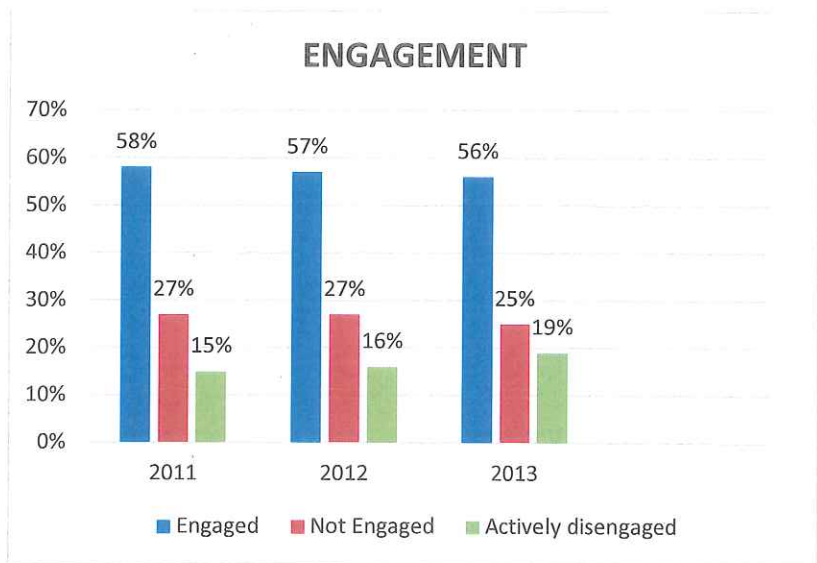
ENGAGEMENT

Positives

94% have a best friend
78% feel schoolwork is important
72% feel school is committed to building strengths of students
81% have at least one teacher who makes them excited about the future

Negatives

69% feel they have opportunity to do their best
60% feel they get recognition
66% feel safe



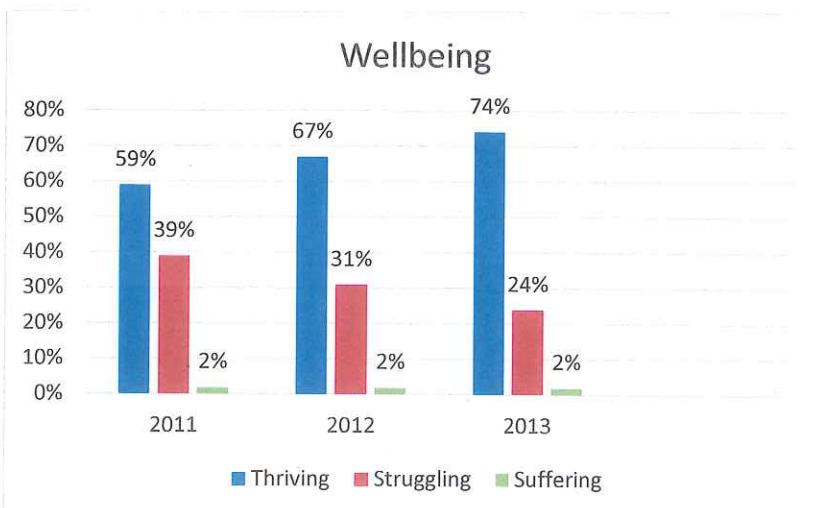
WELLBEING

Positives

84% smile or laugh often yesterday
70% learned/did something yesterday
81% have enough energy
94% have family or friends they can count on to help

Negatives

60% feel treated with respect
18% have health problems



2013 Gallup Poll Results School Summary

South Middle 6, 7, 8 graders

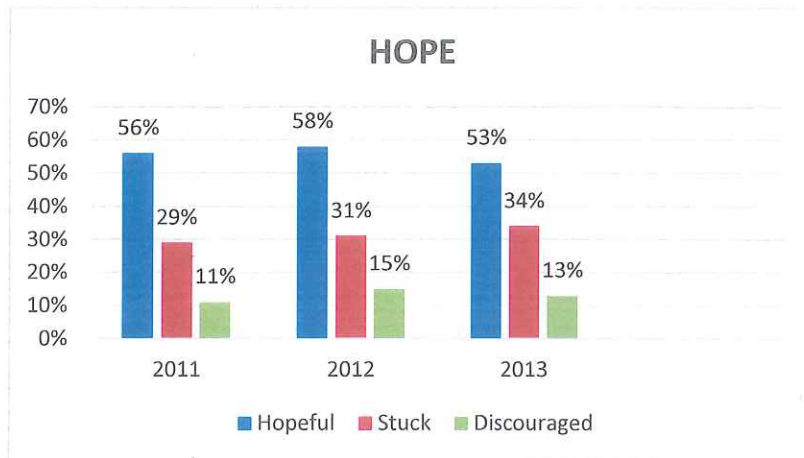
HOPE

Positives

96% have an adult that cares
96% believe they will graduate
89% feel they get good grades
82% feel they have goals
92% feel they will get a good job

Negatives

65% feel they have ways around problems



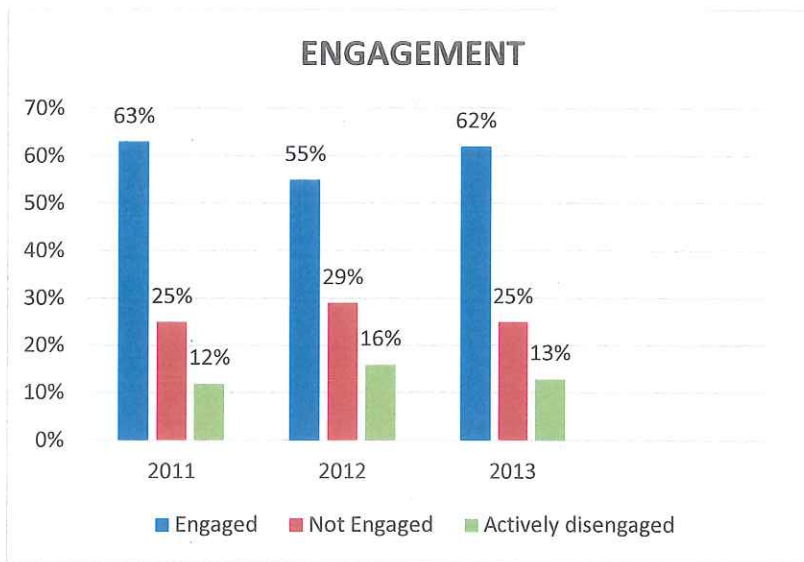
ENGAGEMENT

Positives

96% have a best friend
77% feel safe
82% feel schoolwork is important
82% feel they have opportunity to do their best
75% feel school is committed to building strengths of students
85% have at least one teacher who makes them excited about the future

Negatives

62% feel they get recognition



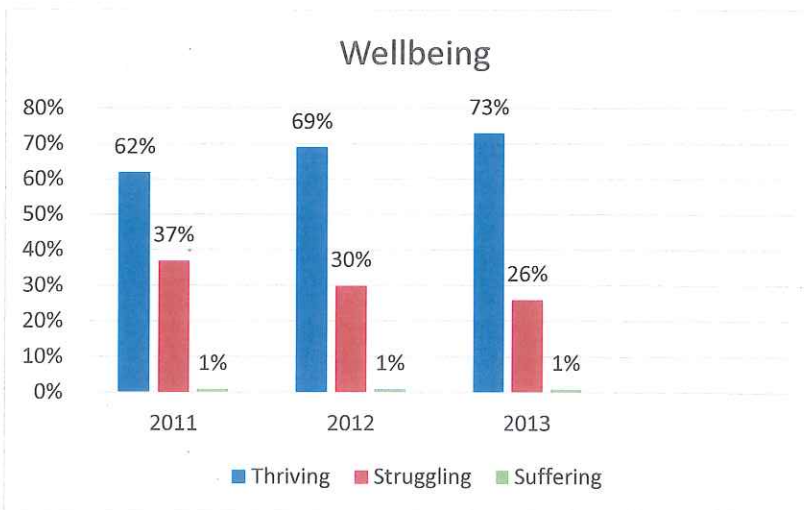
WELLBEING

Positives

89% smile or laugh often yesterday
75% learned/did something yesterday
79% have enough energy
95% have family or friends they can count on to help

Negatives

63% feel treated with respect
16% have health problems



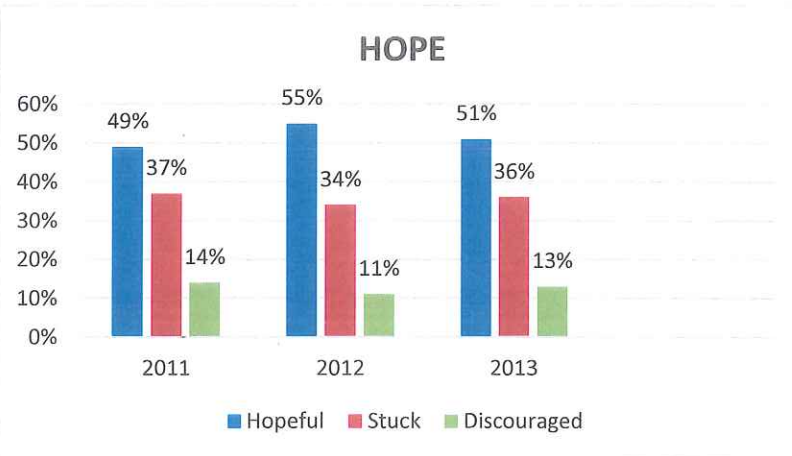
2013 Gallup Poll Results School Summary

HCHS 9, 10, 11, 12 graders

HOPE

Positives

94% have an adult that cares
97% believe they will graduate
83% feel they get good grades
76% feel they have goals
84% feel they will get a good job
71% feel they have ways around problems



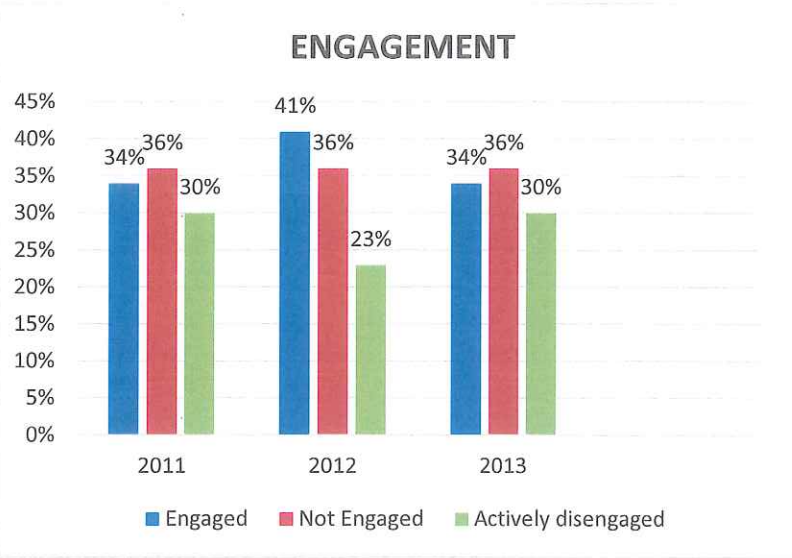
ENGAGEMENT

Positives

91% have a best friend
75% have at least one teacher who makes them excited about the future

Negatives

56% feel safe
61% feel schoolwork is important
60% feel they have opportunity to do their best
52% feel school is committed to building strengths of students
40% feel they get recognition



WELLBEING

Positives

83% smile or laugh often yesterday
93% have family or friends they can count on to help

Negatives

57% feel treated with respect
67% learned/did something yesterday
66% have enough energy
19% have health problems

