

















Projected Performance and Growth Distribution						Growth		Projected Performance		Median
Percent						Fall 12 - Fall 13		Spring 2014		Percent
						Count/Percent		Count/Percent		Percent
Reading		41.9	15.2	30.5	12.4	120	49.2	179	38.0	47.5
K	No data for both Growth and Proficiency	-	-	-	-	-	-	23	-	43.5
1	No data for both Growth and Proficiency	-	-	-	-	15	73.3	19	-	57.9
2		45.8	12.5	33.3	8.3	24	45.8	34	38.2	41.2
3		43.8	18.8	37.5	-	16	56.3	26	30.8	46.2
4		23.1	7.7	23.1	46.2	13	30.8	14	64.3	78.6
5		52.9	-	29.4	17.6	17	29.4	20	45.0	50.0
6		57.1	14.3	28.6	-	7	42.9	11	18.2	18.2
7		35.0	25.0	35.0	5.0	20	60.0	23	39.1	47.8
8		37.5	37.5	12.5	12.5	8	50.0	9	22.2	44.4

Projected Performance and Growth Distribution						Growth		Projected Performance		Median
Percent						Fall 12 - Fall 13		Spring 2014		Percent
						Count/Percent		Count/Percent		
Mathematics		38.8	32.0	19.4	9.7	113	53.1	148	24.4	35.1
1	No data for both Growth and Proficiency	-	-	-	-	10	70.0	13	-	46.2
2		52.2	26.1	13.0	8.7	23	39.1	33	21.2	27.3
3		37.5	31.3	25.0	6.3	16	56.3	27	22.2	33.3
4		46.2	7.7	23.1	23.1	13	30.8	14	42.9	57.1
5		33.3	33.3	27.8	5.6	18	61.1	20	30.0	55.0
6		50.0	16.7	16.7	16.7	6	33.3	10	20.0	20.0
7		31.6	52.6	10.5	5.3	19	63.2	22	13.6	18.2
8		12.5	50.0	25.0	12.5	8	75.0	9	33.3	33.3
Language Usage	No data for both Growth and Proficiency	-	-	-	-	80	53.8	134	-	47.8
2	No data for both Growth and Proficiency	-	-	-	-	-	-	33	-	45.5
3	No data for both Growth and Proficiency	-	-	-	-	15	40.0	25	-	36.0
4	No data for both Growth and Proficiency	-	-	-	-	13	46.2	14	-	71.4
5	No data for both Growth and Proficiency	-	-	-	-	18	66.7	20	-	45.0
6	No data for both Growth and Proficiency	-	-	-	-	7	42.9	11	-	27.3
7	No data for both Growth and Proficiency	-	-	-	-	19	57.9	22	-	59.1
8	No data for both Growth and Proficiency	-	-	-	-	8	62.5	9	-	55.6