

STUDENT ASSIGNMENT BOARD WORK SESSION

July 8 2013

Agenda



- Sibling Policy
- International Baccalaureate Program
- Advance Program
- Magnet Review
- Choice Data Follow-up



Sibling Policy

Sibling Policy

- The district practice is to place siblings at the same cluster (non-magnet) elementary school if the parent so wishes.
- Siblings are not given priority in magnet schools. However, twins are considered as a single application.
- If the sibling policy was changed to allow siblings to be placed together at traditional schools and other magnet schools, there would be fewer open seats for other students.

Past Reviews



- The sibling policy for traditional schools and magnet schools has been a topic that has come up fairly regularly over the years for board consideration.
- The board formally reviewed the policy in 1998 and 2006. In both instances, the board chose not to make any changes.

2012-2013 Elementary Traditional Enrollment

- 39% of students (934 students) attending elementary traditional schools have siblings.
- 327 siblings did not attend traditional schools, representing the number of potential seats we would need to reserve if we were to give siblings priority and allow siblings to remain together.
- Parents for whom keeping siblings together is a priority are accommodated with assignments to cluster (non-magnet) schools.

School Name	Enrollment	# of Magnet School Students with NO Siblings (K-5)	# of Magnet School Students WITH Siblings (K-5)	# Siblings (K-5) Not Attending Magnet School
Audubon	617	380	237	108
Carter	587	377	210	57
Greathouse/Shryock	601	347	254	97
Schaffner	606	373	233	65
Grand Total	2,411	1,477	934	327



International Baccalaureate (IB) Program

IB Program Continuum in JCPS

-  (PYP)

Whitney Young Elementary – Authorized in December 2010

-  (MYP)

Highland Middle School- Candidate School 2012-2013

-  (DP)

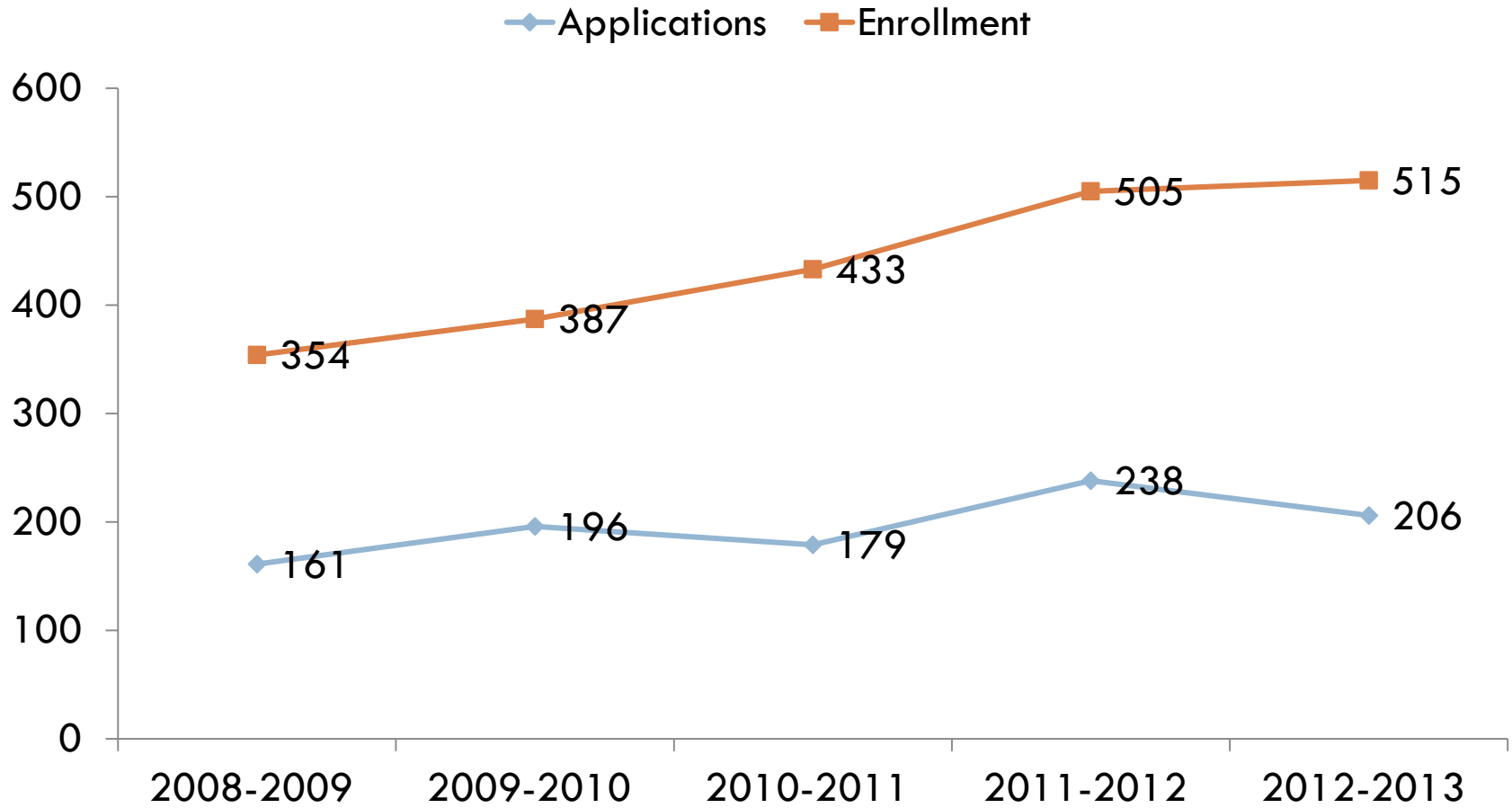
Atherton High School

The IB program focuses on rigorous academics, community service, global context to learning

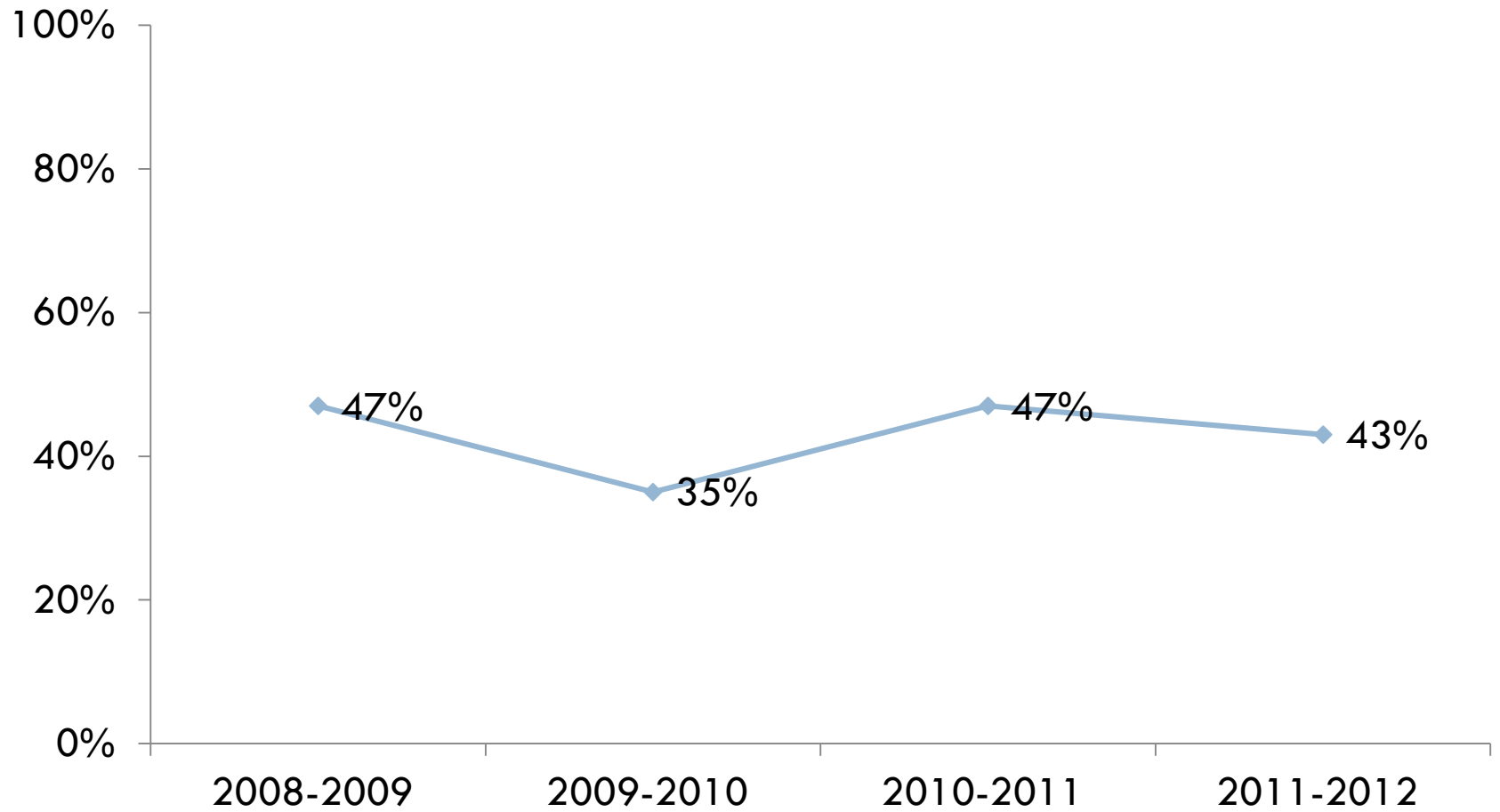
International Baccalaureate (IB) Program

- The 5 Star Career Theme: Human Services, Education, and **International Studies** is offered in 3 schools:
Fairdale, Atherton, and Seneca
 - ▣ Currently, Atherton High School is the only high school that offers the IB program
 - ▣ Fairdale High School offers the Cambridge International Examinations Program
 - ▣ Seneca High School is interested in offering the IB program

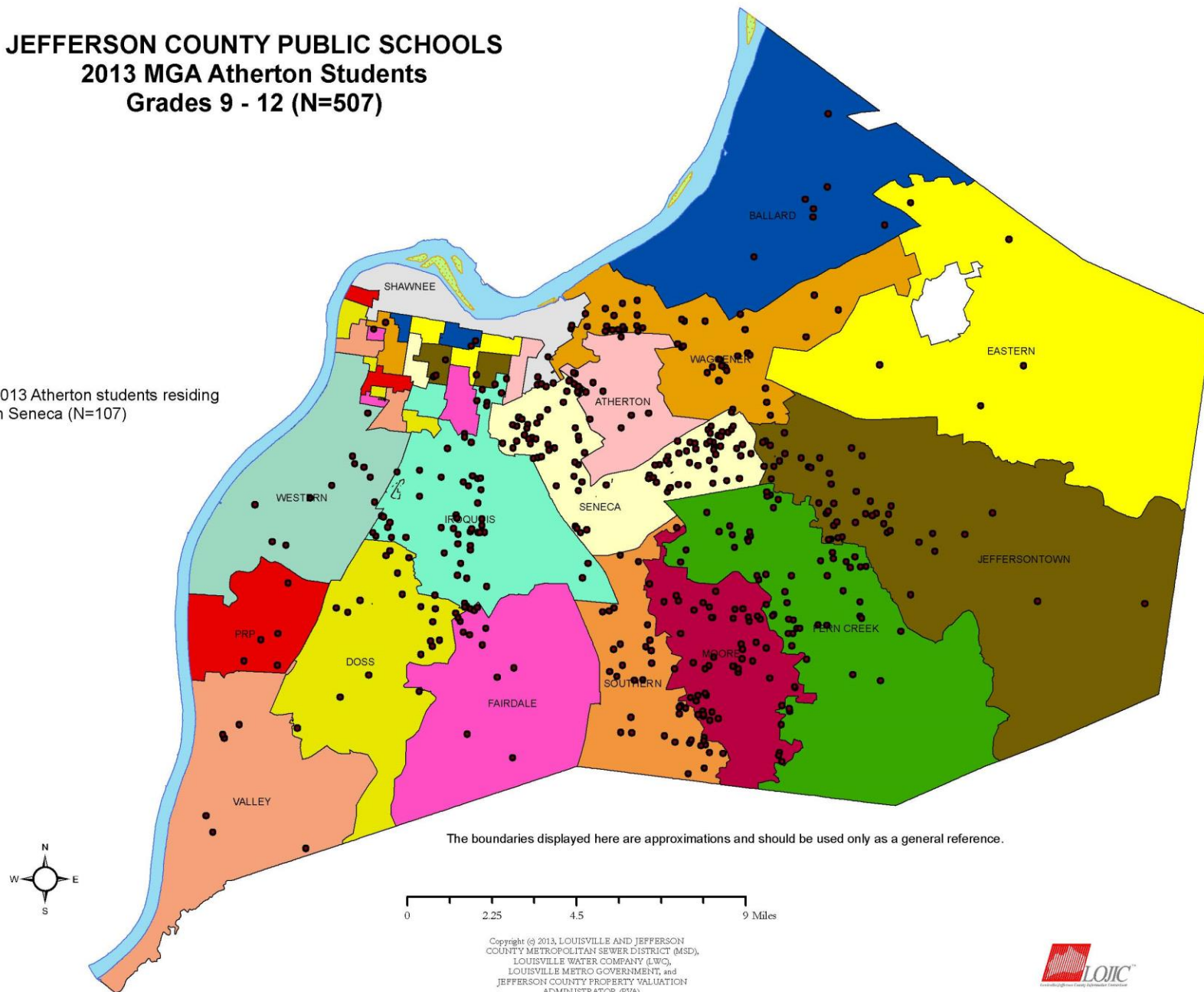
Atherton IB Program: Trend Data



Atherton IB Program: Pass Rate on IB Exams



2013 Atherton students residing
in Seneca (N=107)



The boundaries displayed here are approximations and should be used only as a general reference.

Copyright (c) 2013, LOUISVILLE AND JEFFERSON
COUNTY METROPOLITAN SEWER DISTRICT (MSD),
LOUISVILLE WATER COMPANY (LWC),
LOUISVILLE METRO GOVERNMENT, and
JEFFERSON COUNTY PROPERTY VALUATION
ADMINISTRATOR (PVA).
All Rights Reserved.



RJR:DD:MM:ime 3/6/2013
Data Management, Planning & Program Evaluation

IB Students by Network

Network 1	Network 2	Network 3
Doss – 22	Fern Creek – 56	Academy @ Shawnee - 9
Fairdale – 14	Jeffersontown – 52	Atherton – 10
Iroquois – 59	Moore – 57	Ballard – 9
PRP – 5	Seneca – 107	Eastern – 5
Valley – 6	Southern - 39	Waggener - 46
Western - 11		
Total – 117	Total – 311	Total - 79

International Studies: Trend Data

	Atherton		Fairdale		Seneca	
	<u># Apps</u>	<u>Enrolled</u>	<u># Apps</u>	<u>Enrolled</u>	<u># Apps</u>	<u>Enrolled</u>
2008-2009	161	354	-	-	-	-
2009-2010	196	387	-	-	-	-
2010-2011	179	433	4	4	43	46
2011-2012	238	505	18	14	33	66
2012-2013	206	515	10	20	14	99



Advance Program

Schools without Advance Program for 2013-14

- Currently, 44 elementary schools without AP and 1 middle school (Frost)
- In August, we will recommend that these 45 schools offer AP for 2014-15

Cluster	Schools
1	Layne, Stonestreet, Trunnell, Watson Lane
2	Dixie, Greenwood, Johnstontown Road, Sanders, Wilkerson
3	Crums Lane, Gutermuth, Mill Creek, Shacklette, Wellington
4	Jacob, Kenwood, Minors Lane, Semple
5	Blake, Blue Lick, Coral Ridge, Fairdale, Hazelwood
6	Camp Taylor, Gilmore Lane, Indian Trail, Slaughter
7	Hartstern, Laukhauf, Luhr, Okolona, Smyrna, Wilt
8	Bates, Jeffersontown, Wheeler
11	Roosevelt-Perry
12	Atkinson, Breckinridge-Franklin, Portland, Shelby Traditional
13	Engelhard, Hawthorne, Maupin



Magnet Review: Update

Elementary: Magnet Schools & Programs

Random Draw Only	Random Draw Plus Criteria	Criteria Only
Audubon	Brown	Brandeis
Carter	Coleridge Taylor Montessori	Byck (Talent Dev, Waldorf-Inspired)
Foster	Kennedy Montessori	King (Gifted & Talented)
Greathouse	King (Visual & Performing Arts)	
Schaffner	Lincoln	
Shelby	Maupin	
Atkinson	Price	
Breckinridge-Franklin	Wheatley	
Cane Run		
Fairdale		
Goldsmith		
Hawthorne		
Indian Trail		
Jacob		
McFerran		
Mill Creek		
Portland		
Rangeland		
Roosevelt-Perry		
Rutherford		
Wellington		
Young		

Middle: Magnet Schools & Programs

Random Draw Only	Random Draw Plus Criteria	Criteria Only
Barret	Brown	Crosby
JCTMS	Farnsley	Highland
Johnson	Meyzeek	Lassiter
	Newburg	Moore
	Shawnee	Noe (GT, VPA)
		Olmsted North
		Olmsted South
		Stuart
		Thomas Jefferson
		Western Middle
		Westport

High: Magnet Schools & Programs

Random Draw Only	Random Draw Plus Criteria	Criteria Only
Butler	Atherton (Human Services, Education)	Atherton (IB)
Male	Ballard	Central
	Brown	Manual
	Doss	Western High (Early College)
	Eastern	Youth Performing Arts
	Fairdale	
	Fern Creek	
	Iroquois	
	Jeffersontown	
	Moore	
	Pleasure Ridge Park	
	Seneca	
	Shawnee	
	Southern	
	Valley	
	Waggener	
	Western High (Culinary Arts)	

Criteria

	Elementary	Middle	High	Total
GPA/Report Card/Academic Progress	4	16	19	39
Attendance	3	15	16	34
Recommendations	5	11	13	29
Essay/Work Sample	4	10	11	25
Test Scores	3	3	10	16
Behavior		5	8	13
Other (i.e. Tour of School)	5	1	1	7

Elementary: 2013-14 Magnet Applications & Acceptance

Sorted by 1st choice total

School	Program	Total 1 st Choices	1 st Choice Recommended	Total 2 nd Choices	2 nd Choice Recommended	Total Choices	Total Recommended
Audubon	Traditional Magnet Program	506	124	74	0	580	124
Greathouse Shryock	Traditional Magnet Program	468	131	67	2	535	133
Brandeis	Math, Science & Technology	318	124	214	0	532	124
Brown School	Self-Directed Learning	300	63	210	0	510	63
Schaffner	Traditional Magnet Program	267	131	61	0	328	131
Lincoln	Performing Arts	247	103	107	3	354	106
Carter	Traditional Magnet Program	234	120	68	0	302	120
Foster	Traditional Magnet Program	120	65	159	34	279	99
McFerran	Preparatory Academy	120	44	37	4	157	48
Kennedy	Montessori	105	61	116	19	221	80
Coleridge-Taylor	Montessori	79	38	70	11	149	49
Shelby	Traditional Magnet Program	65	37	94	30	159	67
Hawthorne	Dual Language Spanish Immersion	59	52	55	12	114	64
Young	Global Institute/International Baccalaureate	55	52	52	29	107	81
Mill Creek	Leadership Academy	54	33	59	12	113	45
Byck	Talent Development	53	22	88	20	141	42
Byck	Waldorf-Inspired	52	37	37	6	89	43
Atkinson	Academy for Excellence in Teaching and Learning	48	33	31	0	79	33
Roosevelt Perry	Technology	46	23	49	0	95	23
Cane Run	Environmental Studies	45	23	66	6	111	29
Jacob	Success for All Accelerated Reading	45	43	32	16	77	59
Breckinridge/Franklin	Communications	44	39	33	9	77	48
Fairdale	International/Cultural Studies and Language	43	40	34	14	77	54
Price	Visual Arts	43	39	33	7	76	46
Rutherford	Visual Arts	42	19	24	1	66	20
King	Visual and Performing Arts	41	20	48	16	89	36
Maupin	Institute of Innovation	37	27	42	9	79	36
Goldsmith	International/Cultural Studies and Language	28	24	36	11	64	35
Rangeland	Health and Fitness for Accelerated Learning	25	20	16	2	41	22
Wellington	Health and Fitness for Accelerated Learning	25	15	15	6	40	21
King	Gifted and Talented	23	9	40	6	63	15
Indian Trail	MicroSociety	22	22	23	8	45	30
Wheatley	Math, Science & Technology	21	3	36	2	57	5
Portland	Environmental Studies	7	7	22	6	29	13

Middle: 2013-14 Magnet Applications & Acceptance

Sorted by 1st choice total

School	Program	Total 1 st Choices	1 st Choice Recommended	Total 2 nd Choices	2 nd Choice Recommended	Total Choices	Total Recommended
Noe	Visual and Performing Arts	520	123	344	0	864	123
Farnsley	Math, Science & Technology	502	187	217	0	719	187
JCTMS	Traditional Magnet Program	356	101	99	0	455	101
Meyzeek	Math, Science & Technology	304	187	108	0	412	187
Noe	Gifted and Talented	289	124	284	0	573	124
Barret	Traditional Magnet Program	265	98	90	0	355	98
Johnson	Traditional Magnet Program	227	158	195	0	422	158
Highland	International Studies	226	107	230	26	456	133
Newburg	Math, Science & Technology	190	87	115	12	305	99
Crosby	Liberal Arts Academy	175	80	204	9	379	89
Western Middle	Visual and Performing Arts	133	77	180	86	313	163
Brown	Self-Directed Learning	122	6	107	0	229	6
Westport	Montessori	118	78	98	16	216	94
Moore	Environmental and Life Science	108	72	76	27	184	99
Olmsted Academy South	All Girls School	85	45	52	7	137	52
Thomas Jefferson	Communications	65	40	89	11	154	51
Highland	Fine Arts	62	17	157	13	219	30
Olmsted Academy North	All Boys School	48	11	27	3	75	14
Lassiter	Environmental Education	38	11	63	9	101	20
Stuart	Health Careers	28	10	68	4	96	14
The Academy @ Shawnee*	Aerospace - Engineering	48	37				

High: 2013-14 District-wide Magnet Applications & Acceptance

Sorted by 1st choice total

School	Program	Total 1 st Choices	1 st Choice Recommended	Total 2 nd Choices	2 nd Choice Recommended	Total Choices	Total Recommended
Manual	High School/University	548	153	185	0	733	153
Butler	Traditional	423	324	191	0	614	324
Manual	Math, Science, Technology	286	149	71	0	357	149
Male	Traditional	270	0	217	0	487	0
Central	Dental, Pharmacy, Pre-Med & Nursing	224	111	84	16	308	127
Manual	Communications & Media Arts	119	45	82	0	201	45
Brown	Self Directed Learning	95	61	73	19	168	80
Central	Banking, Finance, Business Management	92	45	64	13	156	58
Manual	Visual Arts	89	48	44	0	133	48
Central	Legal/ Governmental Services	83	45	57	12	140	57
Central	Computer Technology	65	23	61	6	126	29
Central	Veterinary Science	62	35	36	9	98	44
YPAS	Theatre	59	13	32	0	91	13
YPAS	Vocal Music	50	17	16	0	66	17
Seneca	Urban Agri-science Technology	47	40	38	8	85	48
YPAS	Musical Theatre	46	15	9	0	55	15
YPAS	Orchestra	34	12	8	0	42	12
YPAS	Dance	32	21	9	0	41	21
YPAS	Band	32	18	6	0	38	18
YPAS	Design & Production	28	12	7	0	35	12
Fairdale	Heavy Equipment Science	20	11	13	3	33	14
Southern	Machine Tool and Die Technology	16	8	8	2	24	10
Academy@Shawnee	Aerospace – Flight School	14	7	10	0	24	7
Western	Culinary Arts	14	4	5	0	19	4
Southern	Transportation Technology	14	7	13	8	27	15
YPAS	Piano	9	6	3	0	12	6
Western	Early College	7	0	28	1	35	1
Academy@Shawnee	Aerospace – Aviation Maintenance	6	0	8	0	14	0
Waggener	Culinary Arts	2	1	2	0	4	1

* Open enrollment and ROTC not included in HS application numbers

High School Networks: 2013-14 Magnet Applications & Acceptance

Network 1	1 st choice	1 st Rec	2 nd Choice	2 nd Rec	Network 2	1 st choice	1 st Rec	2 nd Choice	2 nd Rec	Network 3	1 st choice	1 st Rec	2 nd Choice	2 nd Rec
Human Services, Education, and International Studies														
<u>Fairdale</u>					<u>Seneca</u>					<u>Atherton</u>				
Human Services	64	37	55	12	Human Services	20	17	24	9	Human Services	7	0	6	0
Education	13	11	19	7	Education	14	12	18	6	Education	4	3	7	0
International Studies	8	6	16	5	International Studies	4	4	9	2	Internat'l Studies/IB *(DW)	222	123	259	60
Engineering														
<u>Iroquois</u>					<u>Jeffersontown</u>					<u>Academy @ Shawnee</u>				
Construction	10	4	25	2	Construction	4	4	5	0	Engineering (DW)	52	30	42	8
Engineering	19	10	12	1	Engineering	40	40	33	12					
Communication, Media, and Arts														
<u>Pleasure Ridge Park</u>					<u>Fern Creek</u>					<u>Ballard</u>				
Communications	52	37	39	0	Communications	20	17	11	4	Communications	34	30	25	8
Electronic & Print Media	67	39	48	0	Electronic & Print Media	9	8	11	2	Electronic & Print Media	24	22	24	3
Visual & Performing Arts	100	45	68	0	Visual & Performing Arts	15	12	17	6	Visual & Performing Arts	51	49	46	20
Medicine, Health, and the Environment														
<u>Valley</u>					<u>Moore</u>					<u>Waggener</u>				
Medical Arts & Sciences	22	21	31	12	Medical Arts & Sciences	47	35	33	11	Medical Arts & Sciences	4	4	12	2
Health	20	20	41	17	Health	11	9	37	10	Health	4	3	3	2
Environmental Science	5	4	5	3	Environmental Science	8	7	20	2	Environmental Science	0	0	4	0
Business and Information Technology														
<u>Doss</u>					<u>Southern</u>					<u>Eastern</u>				
Business & Finance	14	7	33	16	Business & Finance	3	1	5	1	Business & Finance	7	3	24	0
Information Technology	31	20	49	34	Information Technology	9	7	4	1	Information Technology	22	12	23	1

Magnet Review Update

- Conference call with Magnet Schools of America
- Review should answer:
 - ▣ Does magnet align and support strategic plan?
 - ▣ Is it filling a need for parents?
 - ▣ Is there fidelity of implementation?
 - ▣ Is performance evaluated beyond achievement test?
- Next step is to determine whether review should be internally or externally conducted



Choice Data: Follow-up

Choices for 2013-2014

Jefferson County Public Schools - Choice Breakdown of 2013-2014 Kindergarten Applications

Magnet Applications				Magnet Acceptance			Cluster Applications			Magnet & Cluster Choices Combined								
	Total # of Apps	# with 1 Choice	# with 2 Choices	1 Choice - Accepted	2 Choices - 1st Choice Accepted	2 Choices - 2nd Choice Accepted	Total # of Apps	# 1st Choice Accepted	# 2nd Choice Accepted	Total	1st Choice	%	2nd Choice	%	1st & 2nd Choice	%	Other Choice	%
Cluster Only							3419	2787	520	3419	2787	82%	520	15%	3307	97%	112	3%
Magnet Only	94	33	61	33	48	12				94	81	86%	12	13%	93	99%	1	1%
Magnet + Cluster Combined	2355	933	1422	506	716	226	909	610	231	2355	1222	52%	525	22%	1747	74%	608	26%
									Grand Total	5,868	4,090	70%	1,057	18%	5,147	88%	721	12%



Questions?