

---

# Gallup Student Poll 2013

---

Hope  
Engagement  
Wellbeing

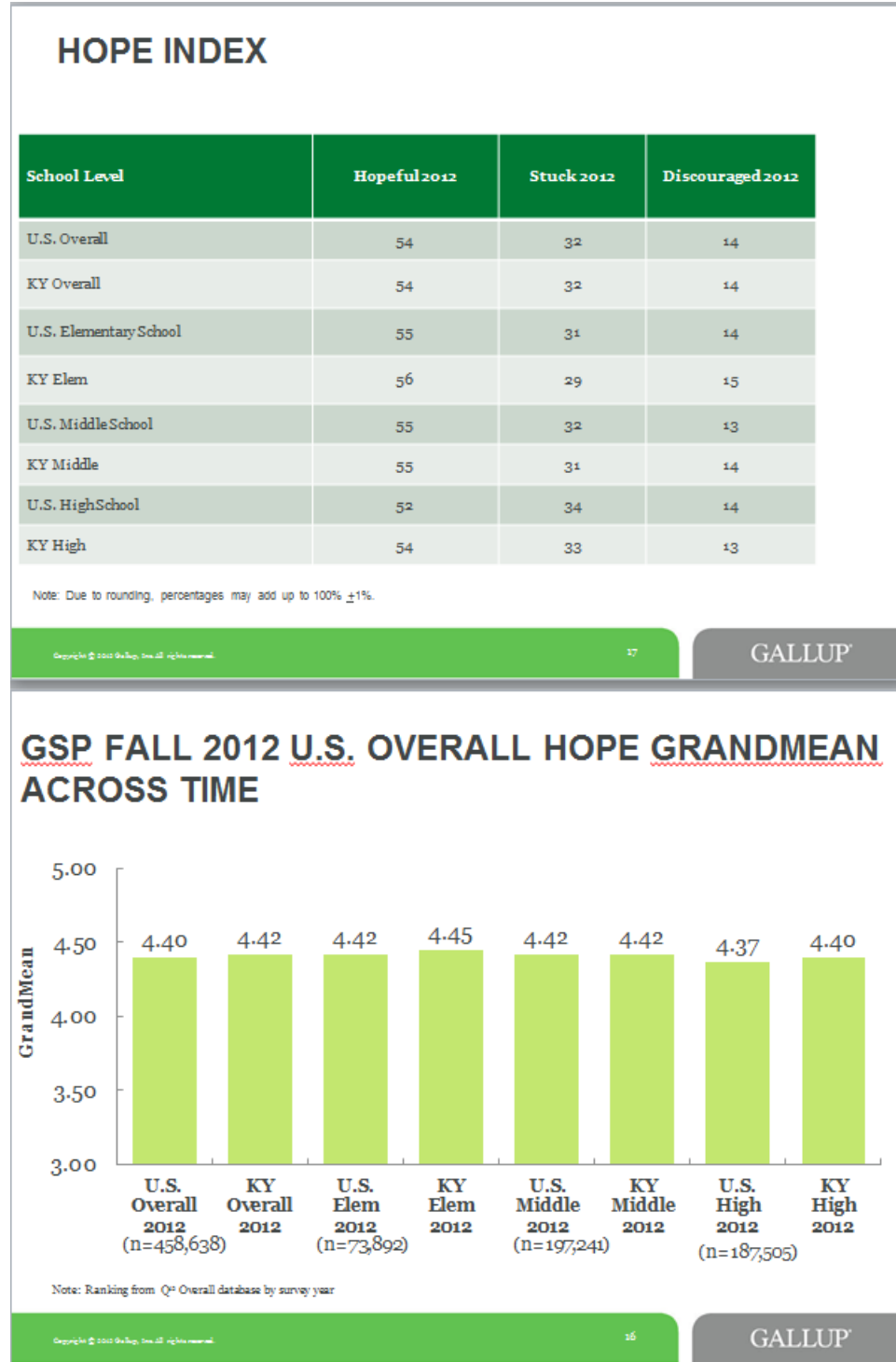
---

KY results

---

**Hope**- the ideas and energy we have for the future.

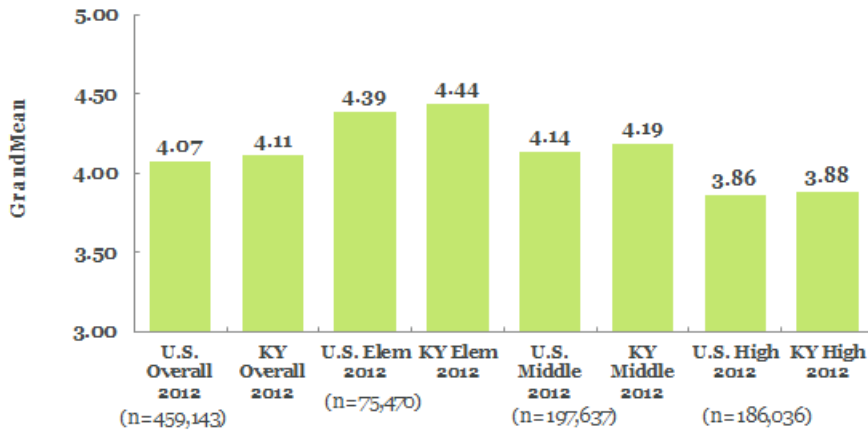
Hope drives attendance, credits earned, and GPA of high school students. Hope predicts GPA and retention in college, and in some studies, hope scores have been shown to be a more robust predictor of college success than high school GPA, SAT, and ACT scores.



**Engagement-** the involvement in and enthusiasm for school.

In K-12, engagement distinguishes between high performing and low performing schools.

## GSP FALL 2012 U.S. OVERALL ENGAGEMENT GRANDMEAN ACROSS TIME



Note: Ranking from Q\* Overall database by survey year

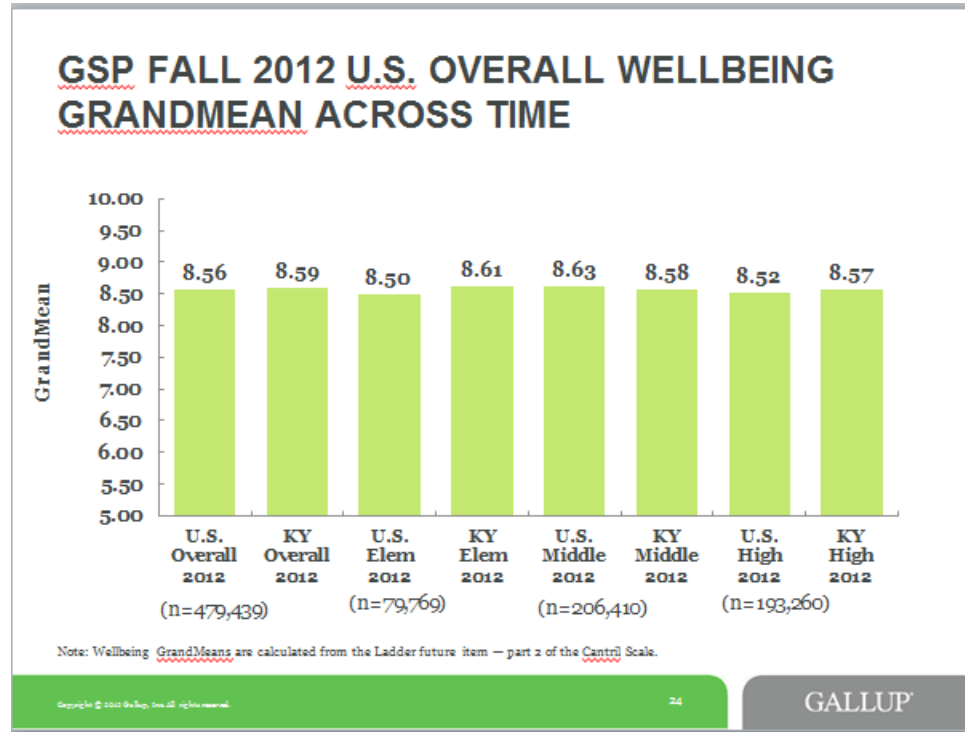
## ENGAGEMENT INDEX

School Level	Engaged 2012	Not Engaged 2012	Act. Disengaged 2012
U.S. A. Overall	57	27	16
KY Overall	59	26	15
U.S. Elementary School	76	17	7
KY Elementary School	79	15	6
U.S. Middle School	61	26	13
KY Middle School	63	25	12
U.S. High School	44	34	22
KY High School	45	33	22

Note: Due to rounding, percentages may add up to 100% ±1%.

**Wellbeing**- How we think about and experience our lives.

Wellbeing tells us how students are doing today and predicts their success in the future. High wellbeing and engagement together are powerful drivers of performance.



### WELLBEING INDEX

School Level	Thriving 2012	Struggling 2012	Suffering 2012
U.S.A. Overall	67	32	1
KY Overall	66	33	1
U.S. Elementary School	65	34	1
KY Elementary School	67	32	1
U.S. Middle School	69	30	1
KY Middle School	66	33	1
U.S. High School	65	34	1
KY High School	64	35	1

Note: Due to rounding, percentages may add up to 100% ±1%.

Note: Wellbeing indexes are calculated from responses to both parts of the Cantril scale ("Ladder Item").

Copyright © 2012 Gallup, Inc. All rights reserved. 25 GALLUP

## COPYRIGHT STANDARDS

This document contains proprietary research, copyrighted materials, and literary property of Gallup, Inc. It is for the guidance of your company only and is not to be copied, quoted, published, or divulged to others outside of your organization. Gallup® and Q12® are trademarks of Gallup, Inc. All other trademarks are the property of their respective owners.

This document is of great value to both your organization and Gallup, Inc. Accordingly, international and domestic laws and penalties guaranteeing patent, copyright, trademark, and trade secret protection protect the ideas, concepts, and recommendations related within this document.

No changes may be made to this document without the express written permission of Gallup, Inc.

## KENTUCKY GSP 2012 PARTICIPATING SCHOOL SYSTEMS

Warren County*	Jefferson County
Pulaski County*	Jessamine County
Henderson County*	Lee County
Carter County*	Logan County
Barren County*	Lyon County
Bowling Green Independent*	Madison County
Marshall County*	Marion County
Muehlenberg County*	Marshall County
Powell County*	Montgomery County
Carroll County	Owensboro County
Cloverport	Paris Independent
Clark County	Russell County
Cumberland County	Simpson County
Estill County	Somerset Independent
Fayette County	Spencer County
Fulton County	Trigg County
Garden County	Taylor County
Green County	Trimble County
Henry County	Webster County
Jackson Independent	Williamstown Independent
Union County	

\*Had 5 or more schools participating in fall 2012 GSP.