TYPICAL PAD CONSTRUCTION BY CUSTOMER FOR 3Ø TRANSFORMERS 75KVA TO 2500KVA

NOTE: PAD REINFORCEMENT DESIGNED BY CUSTOMER, TO SUPPORT A TOTAL WEIGHT OF 17,000 LBS.

BEFORE POURING CONCRETE NOTIFY THE L.G.& E. - DESIGN TECHNICIAN YOU ARE WORKING WITH FOR INSPECTION OF PAD FORMING, PLACEMENT OF DUCT ELLS, GROUND WIRE AND GROUND RODS. A MINIMUM OF ONE WORKING DAY NOTICE IS REQUIRED.

PROTECTIVE PIPE MAY BE REQUIRED. SEE DRAWING #04 10 04 FOR DETERMINATION OF PROTECTION TO BE MADE AFTER CURB AND DRIVING LANES ARE IN.

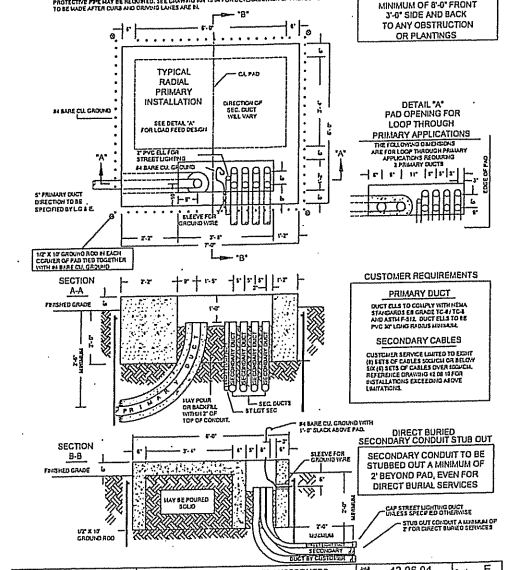

Electric Distribution Engineering	STANDARD PAD FOR 3Ø TRANSFORMERS 75KVA TO 2500KVA	42 06 04	E
LG&E & KU		05/10/00 CLARK/LEAKE	Hong 1 of 1

NOTE:

1. THE DRAWINGS BELOW AND ON PAGE #3 DETAIL THE TYPICAL CONSTRUCTION OF A FIRE WALL AROUND A THREE PHASE PADMOUNT TRANSFORMER. THESE DRAWINGS ASSUME THE FRONT OF THE TRANSFORMER FACES THE OPENING. FOR DIFFERENT CONFIGURATIONS OR FOR DETAILED INFORMATION ABOUT A SPECIFIC INSTALLATION, CONSULT THE JOB CONSTRUCTION PRINTS.
2. PAD REINFORCEMENT DESIGNED BY CUSTOMER, TO SUPPORT A TOTAL WEIGHT OF 17,000 LBS. FOR DETAILS ON PAD CONSTRUCTION, SEE STANDARD #42 06 04.
3. BEFORE POURING CONCRETE NOTIFY L.G.& E. - TAD DESIGN, ELECTRIC SERVICE DELIVERY AT #627-3311 FOR INSPECTION OF PAD FORMING, PLACEMENT OF DUCT ELLS, GROUND WIRE AND GROUND RODS. A MINIMUM OF 24 HOURS IS REQUIRED.
4. PROTECTIVE PIPE MAY BE REQUIRED. SEE DRAWING #04 10 04 FOR DETERMINATION OF PROTECTION TO BE MADE AFTER CURB AND DRIVING LANES ARE IN.
5. 3'-0" MINIMUM INSIDE CLEARANCE ON FRONT SIDE, 2'-0" MINIMUM INSIDE CLEARANCE ON REMAINING SIDES.
6. THE PAD LOCATION MUST MEET STATE FIRE MARSHAL APPROVAL AS IN BULLETIN 11-9-81.
7. IF TRANSFORMER IS TO FEED 480V STREET LIGHTING, 3' CLEARANCE IS REQUIRED ON THE SECONDARY SIDE FOR THE INSTALLATION OF A BREAKER BOX.
8. 1993 NATIONAL ELECTRIC CODE ARTICLE 450-27 AND ARTICLE 90-6 CONTINUE WITH THE SAME WORDING AS STATED ON PAGE 1 IN THE ADMINISTRATIVE BULLETIN NO. 11-9-81.

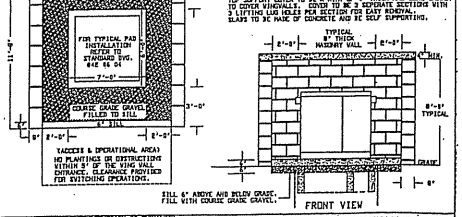

FIRE PROTECTION WALL CONSTRUCTION BY CUSTOMER FOR 3Ø PADMOUNT TRANSFORMERS 75/2500KVA	GENERAL: THIS STANDARD DETAILS THE TYPICAL INSTALLATION OF WING WALL CONSTRUCTION BY CUSTOMER FOR 3Ø PADMOUNT TRANSFORMERS 75KVA / 2500KVA. THIS STANDARD ALSO INCLUDES KY. FIRE MARSHAL'S CODES & REGULATIONS PER ADMINISTRATION BULLETIN NO. 11-9-81.
SHEET 2 OF 3 — 42 06 20	SCALE NONE

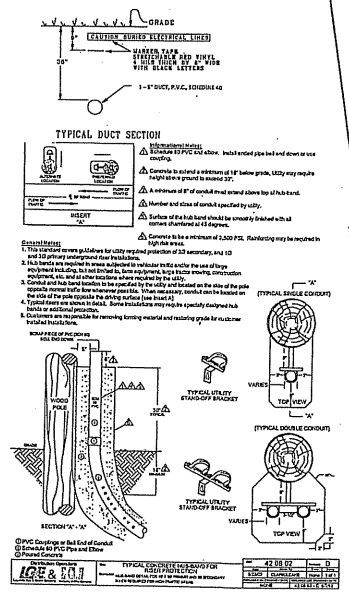

Distribution Operations LG&E & KU	TYPICAL CONCRETE HUB BAND FOR RISER PROTECTION	42 06 02	Revision D
		A.DAO / D.ARMSTRONG	Hong 1 of 1

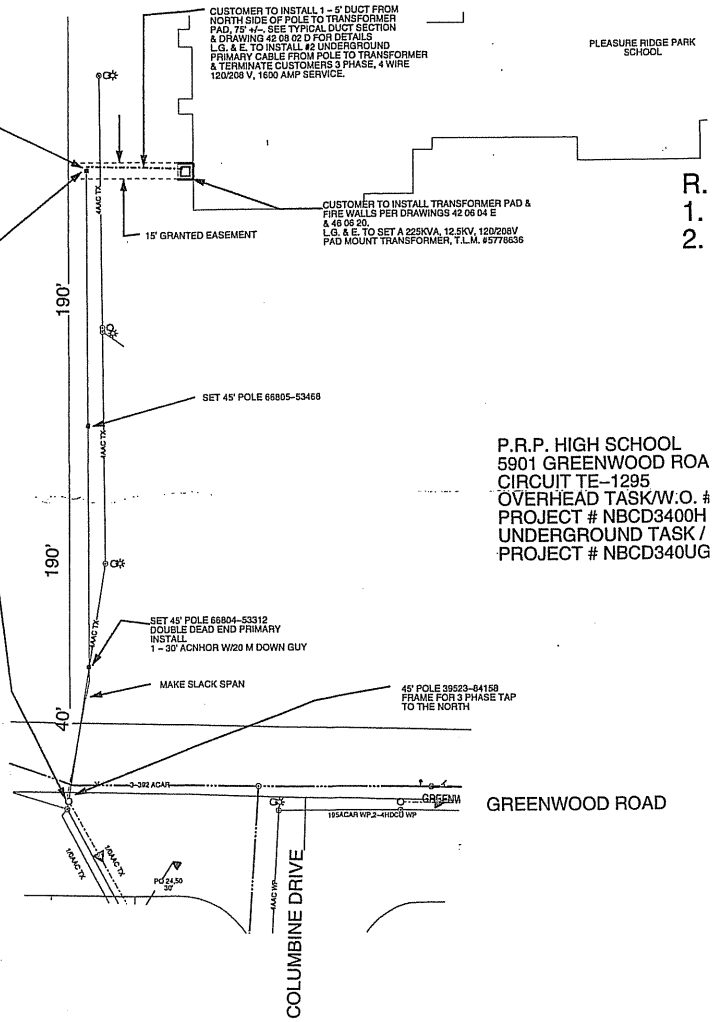

1. NOTIFY L.G.&E. ELECTRIC DISTRIBUTION DEPTARTMENT FOR INSPECTION AFTER PAD IS FORMED AND DUCT IS INSTALLED. BEFORE POURING CONCRETE CALL: 364-8370 MINIMUM 24 HOUR NOTICE REQUIRED
2. PAD MUST MEET STATE FIRE MARSHAL APPROVAL, FOR LOCATIONS, AS IN BULLETIN 11-9-81
3. PAD MUST BE SUFFICIENTLY REINFORCED TO SUPPORT 17,000 POUNDS
4. NO MORE THAN EIGHT 4" SECONDARY DUCTS, MAXIMUM OF 6 SETS OF 750MCM OR 8 SETS OF 500MCM SECONDARY CABLES ALLOWED IN TRANSF.
5. CUSTOMER TO PROVIDE "AS BUILT" DRAWING OF CENTER LINE OF DUCT, AS DESCRIBED BY USE OF BEARINGS AND CALLS.
6. CUSTOMER WILL BE REQUIRED TO INSTALL PIPE PROTECTION OR WINGWALLS IF REQ'D BY L.G.&E.

P.R.P. HIGH SCHOOL
5901 GREENWOOD ROA
CIRCUIT TE-1295
OVERHEAD TASK/W.O. #
PROJECT # NBCD3400H
UNDERGROUND TASK /
PROJECT # NBCD340UG

R.
1.
2.

Unless otherwise indicated, all locations are taken from office records and must be verified in the field prior to any construction where the interference with existing KU/LG&E facilities. NOTICE: © 2002 Geographic Data Technology, Inc. All rights reserved. This material is the copyright property of the United States. This material is considered a trade secret of Geographic Data Technology, Inc. You will be held l the copying or disclosure of this material. NOTICE: © 2002 by Louisville and Jefferson County Metropolitan Sewer District (MSD) and Lou All rights reserved. No part of this map or data may be reproduced or transmitted in any form or by any means, electronic or mechanical and recording, or by any information storage or retrieval system, except as expressly permitted in writing by MSD and LWC. The inform media is made without representation or warranty of any nature by LG&E Energy LLC or any affiliated company, is not guaranteed by LG affiliated company, and is furnished solely for the convenience of the contractor using it.