

# JCPS EARLY CHILDHOOD PROGRAMS BOARD PRESENTATION

*February 25, 2013*



Karen Branham, Assistant Superintendent of Curriculum and  
Instruction

Kevin Nix, Director, Early Childhood

Angela Hawkins, Unit Manager, Child Development and  
Health Services

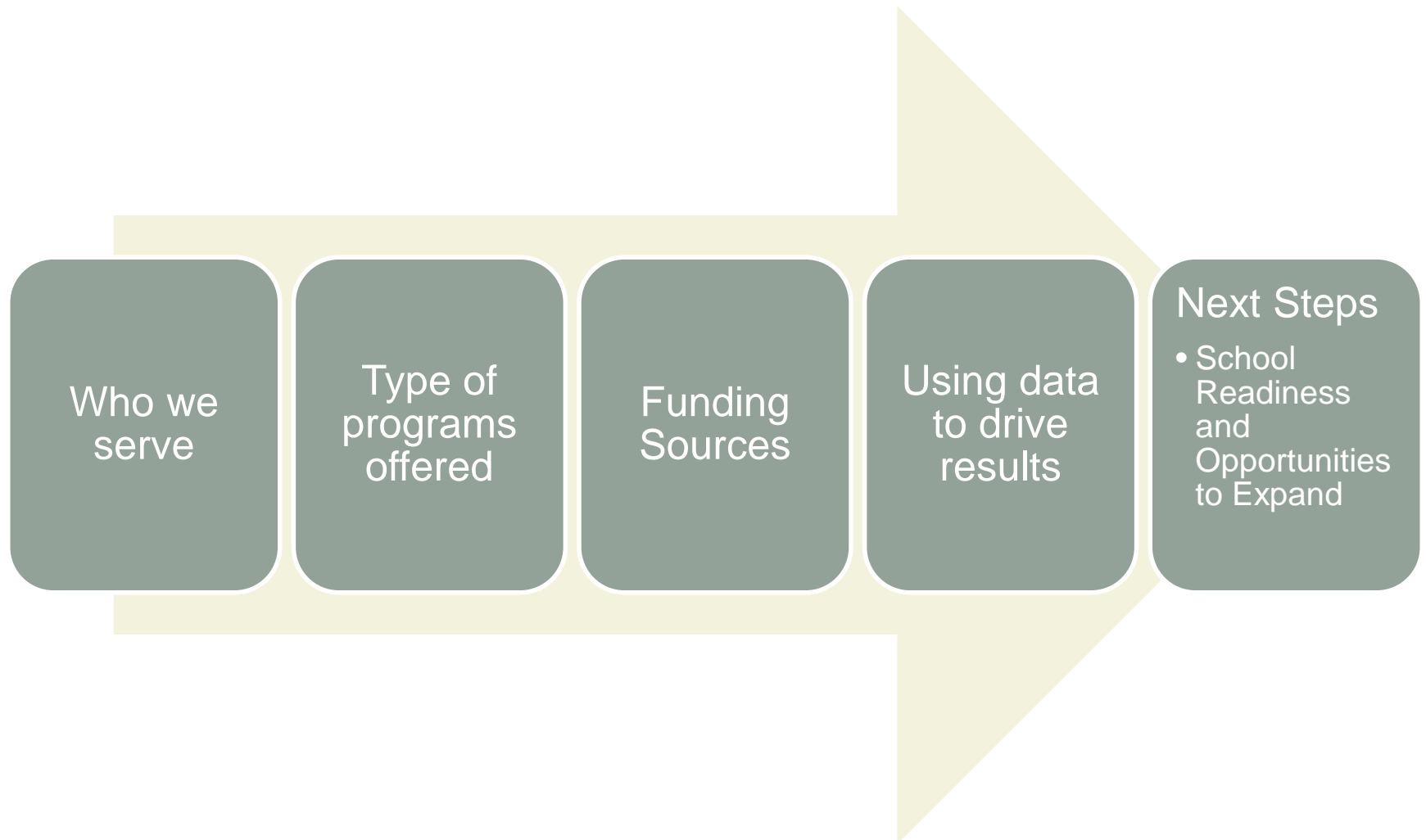
Kathy Y Stovall, Unit Manager, Family and Community  
Partnerships

Mike Tronzo, Unit Manager, Finance

Scott Young, Unit Manager, Operations

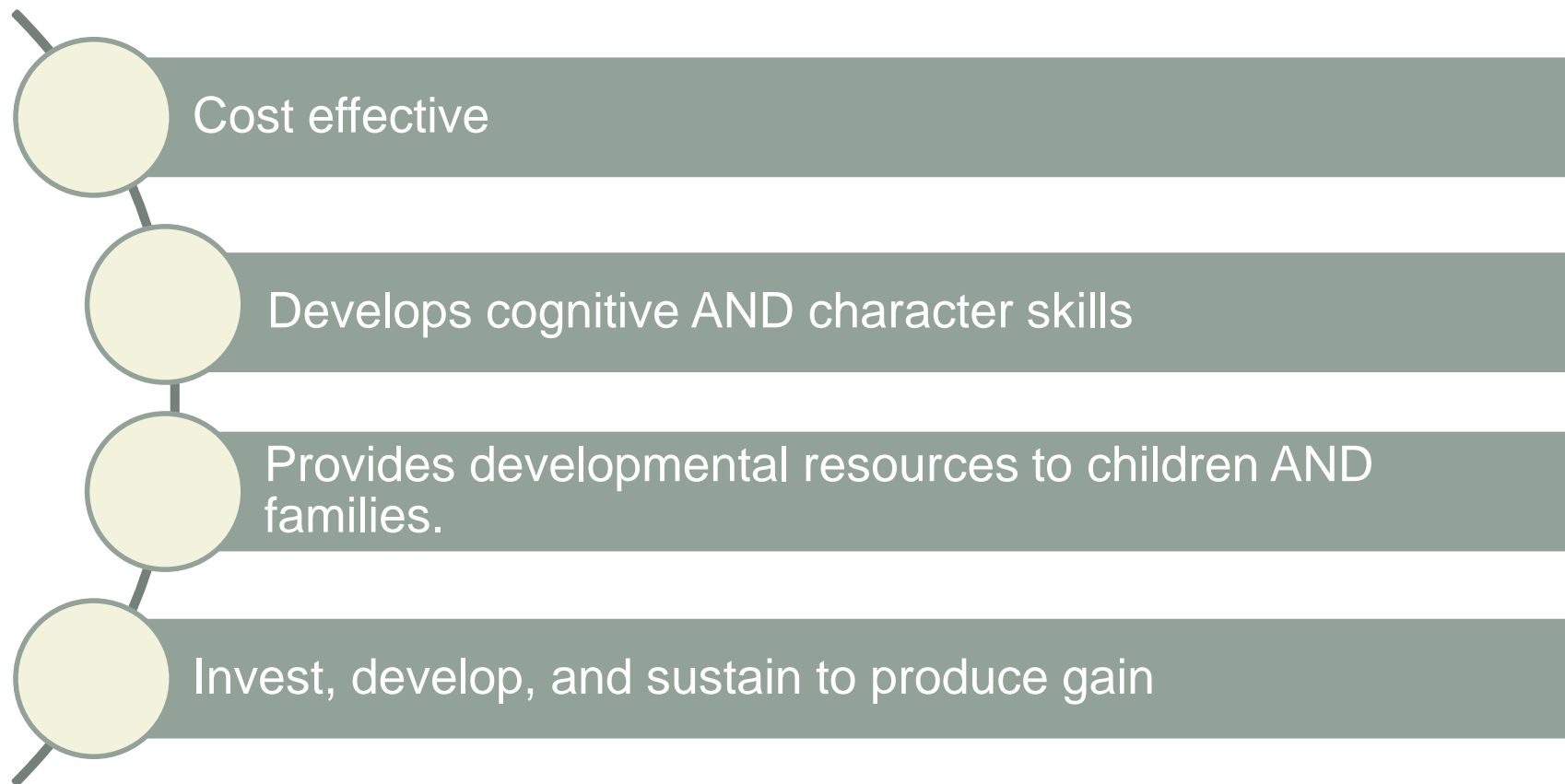


# Key Areas of Focus



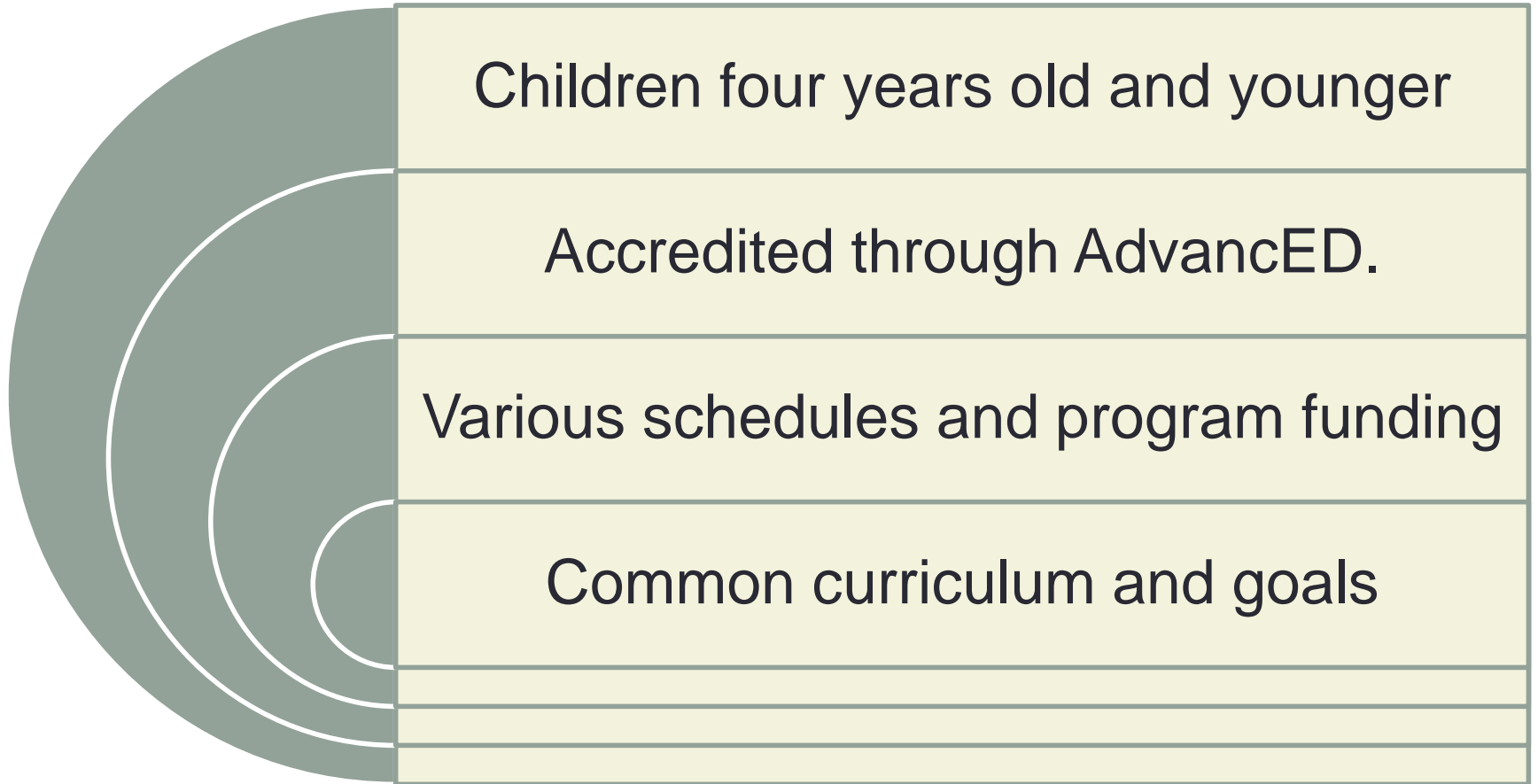


# Why Invest in Early Childhood



James J. Heckman, Henry Schultz Distinguished Services Professor of Economics, Univ. of Chicago, Nobel Laureate in Economics and Expert in the Economics of Human Development

# Who We Serve in Early Childhood



# Types of Programs

Early Head Start- 6 months to 36 Months

Head Start- 3 and 4 year olds

State Funded Preschool- 4 year olds and 3 year olds with a disability

Tuition Based Preschool- 5 locations of paid preschool for 3 and 4 year olds.



# Enrollment and Participation Rates and Benefits



JCPS Early Childhood Program

# Early Childhood at a Glance

2012 - 2013

5 education centers

83 school locations

210 full-day sessions

99 half-day sessions

260 total classrooms





# Early Childhood at a Glance

2012 - 2013





## NUMBER OF CLASSROOMS BY PROGRAM

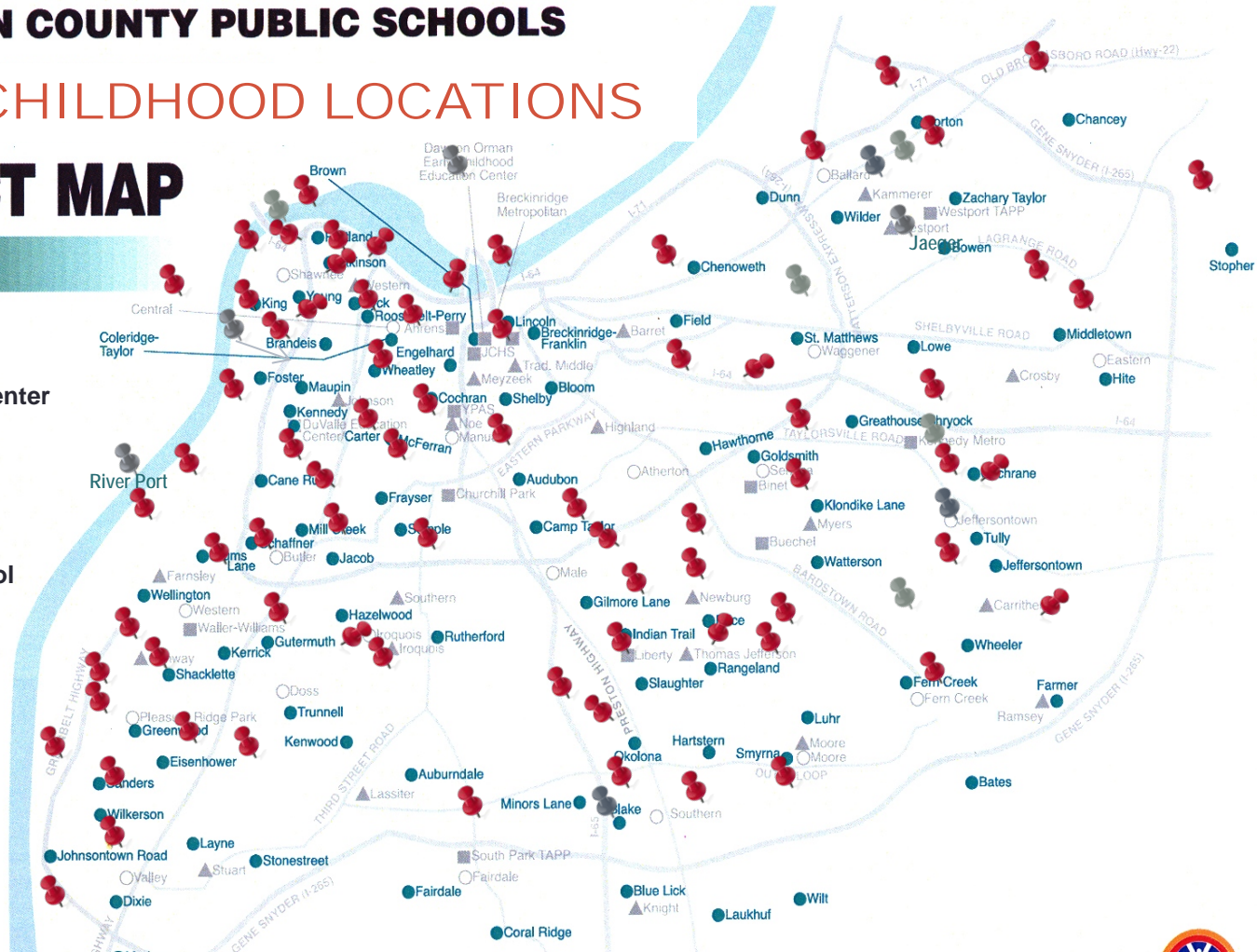
Head Start	Early Head Start	Pre-school	Preschool (ECE)	Tuition Based	Total Classrooms	Total Locations
97	40	111	7	5	260	88

# JEFFERSON COUNTY PUBLIC SCHOOLS

## EARLY CHILDHOOD LOCATIONS

### DISTRICT MAP

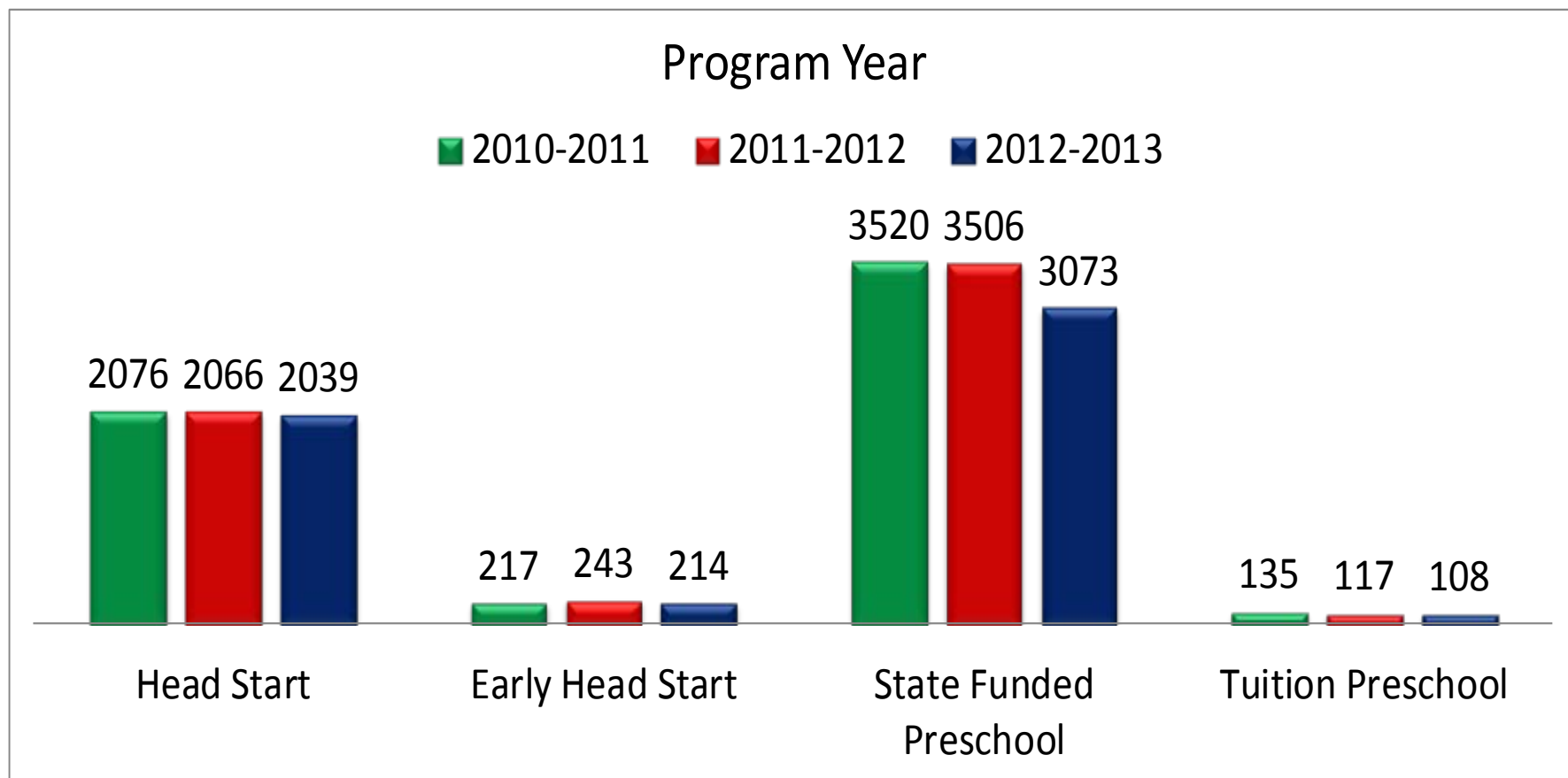
-  Elementary School
-  Child Education Center
-  Middle School
-  High/Special School



● Elementary Schools ▲ Middle Schools ○ High Schools/High School Magnet Career Academies ■ Specialized Schools

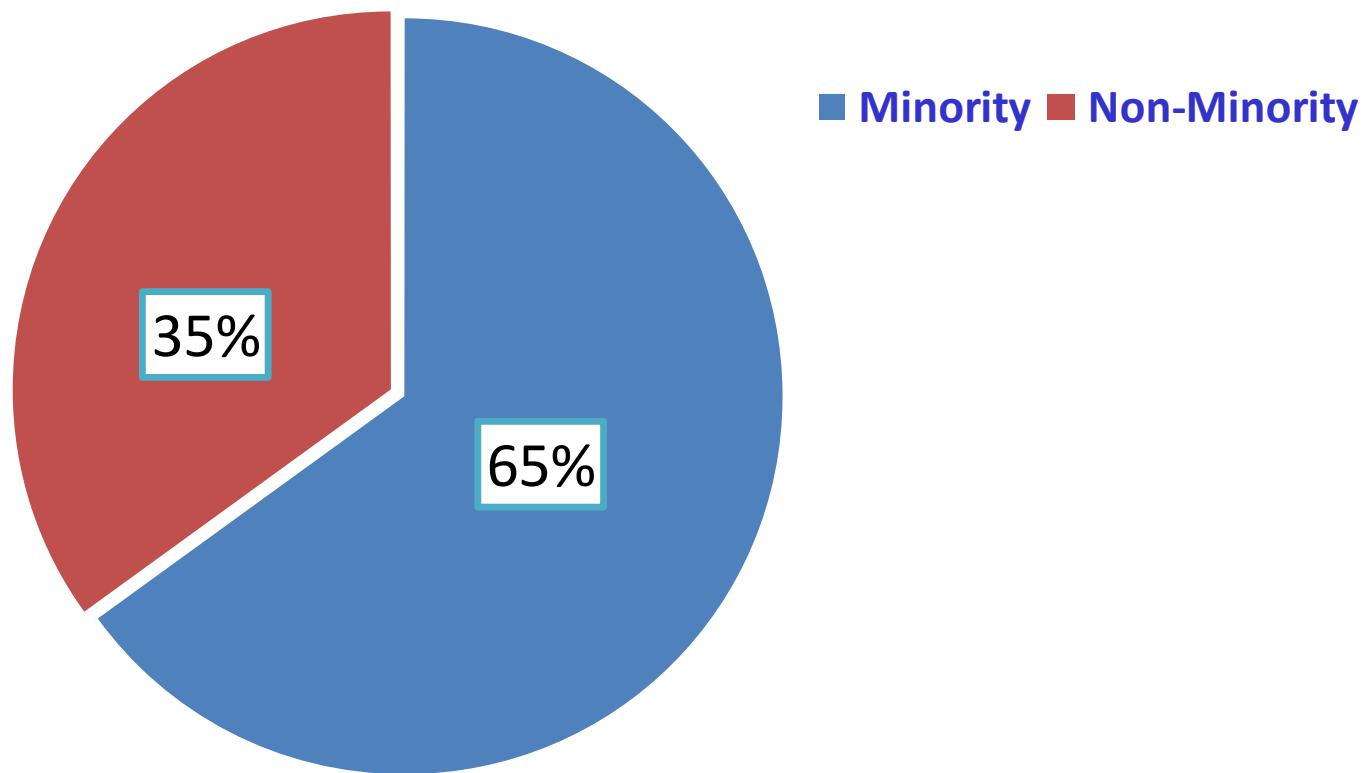


# Number of Participants by Program

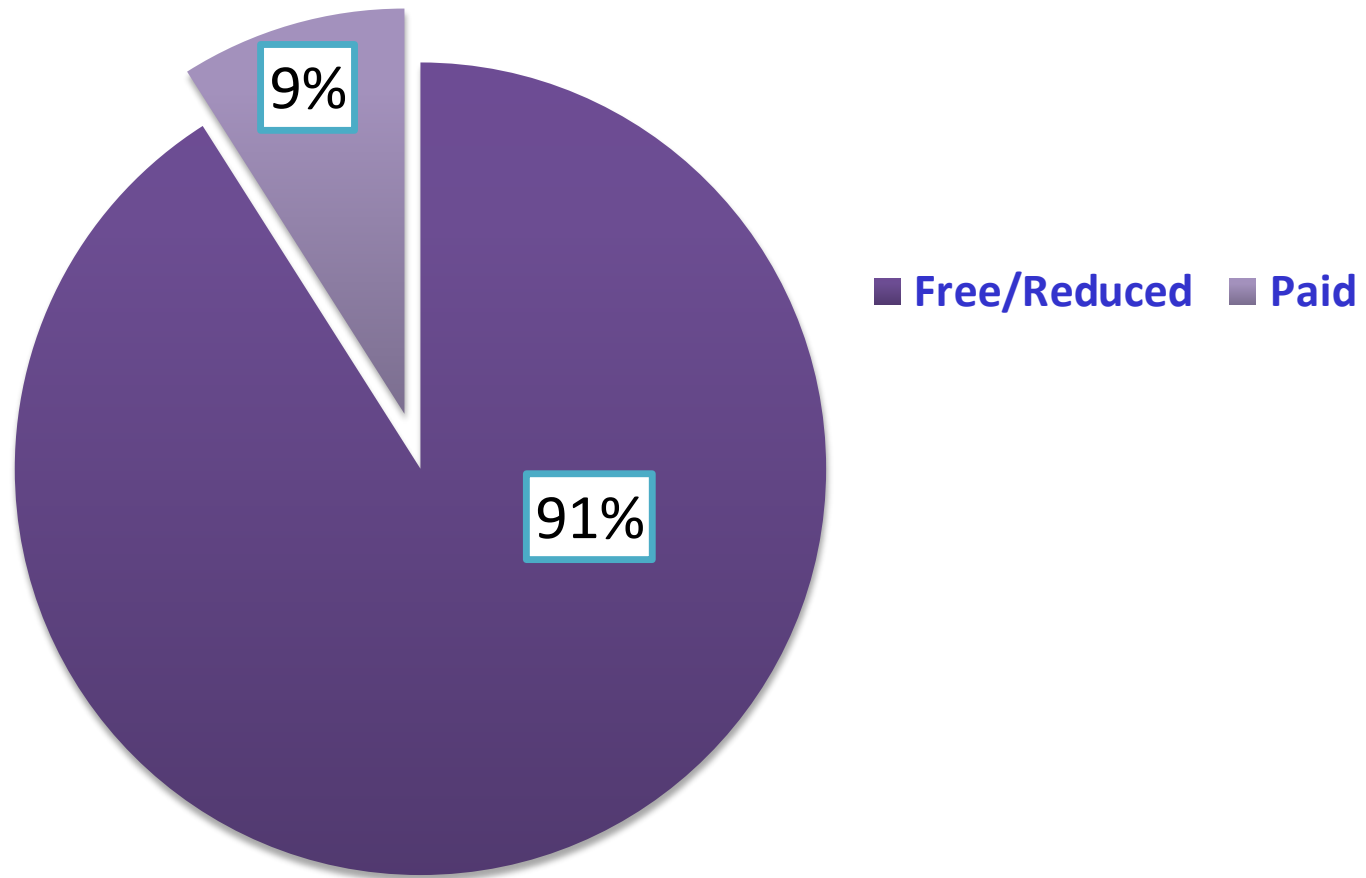




# Minority and Non-Minority Students

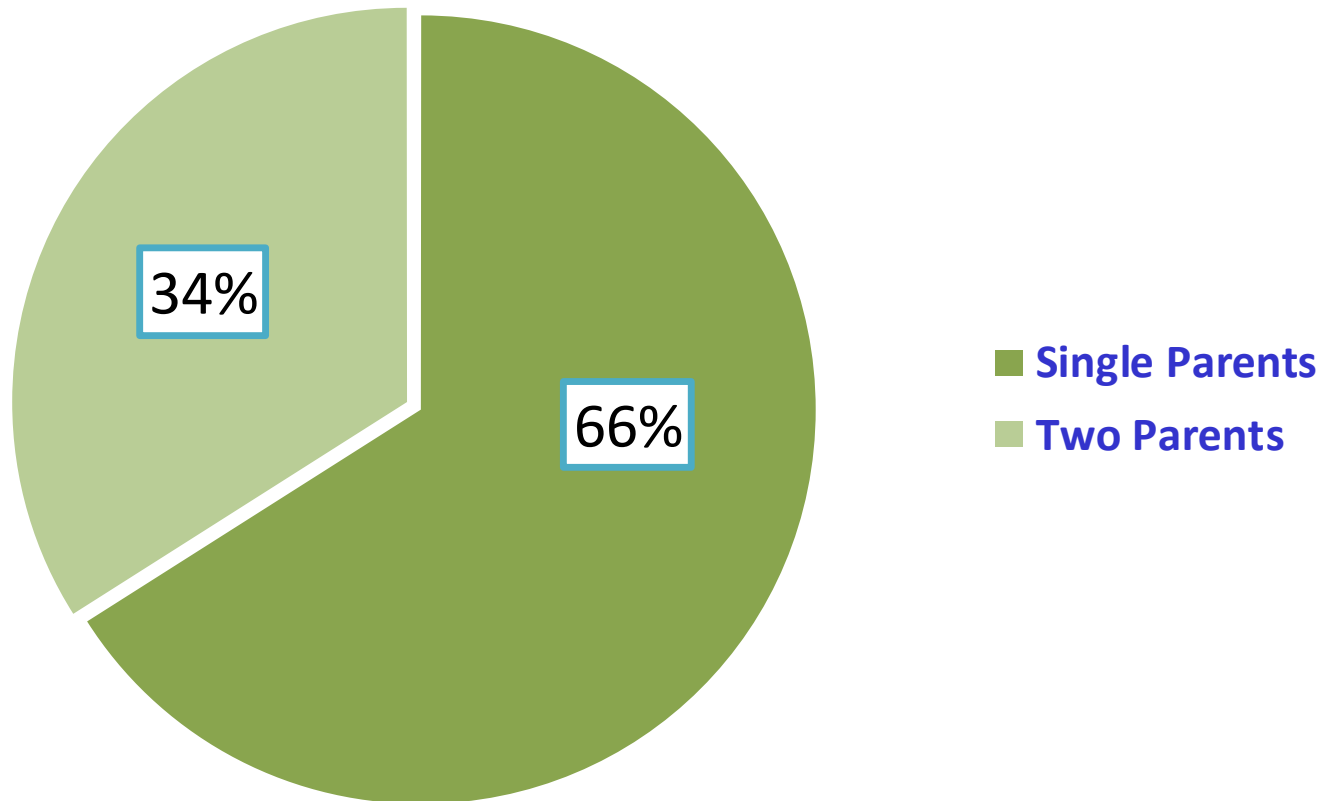


# Lunch Status



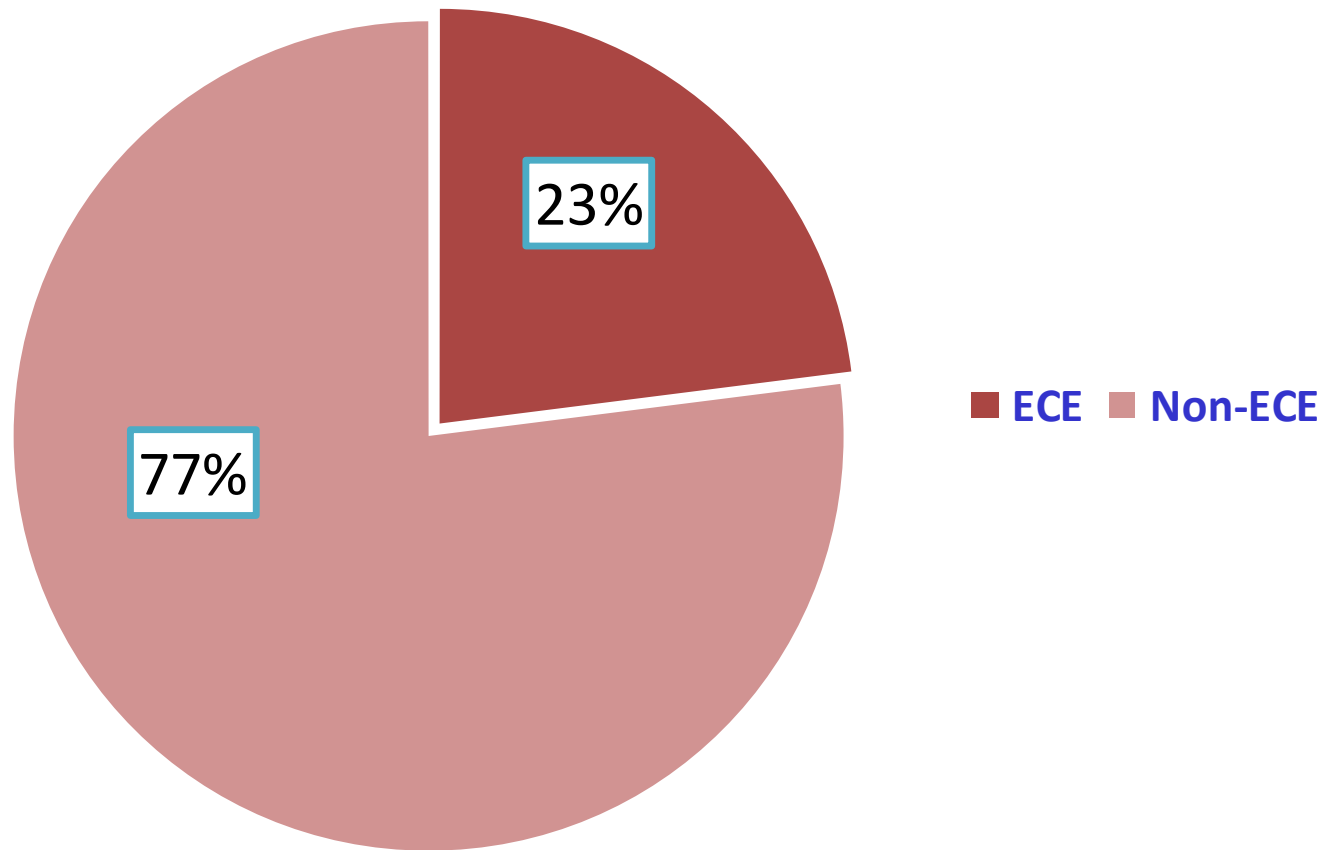


# Single Parent Homes



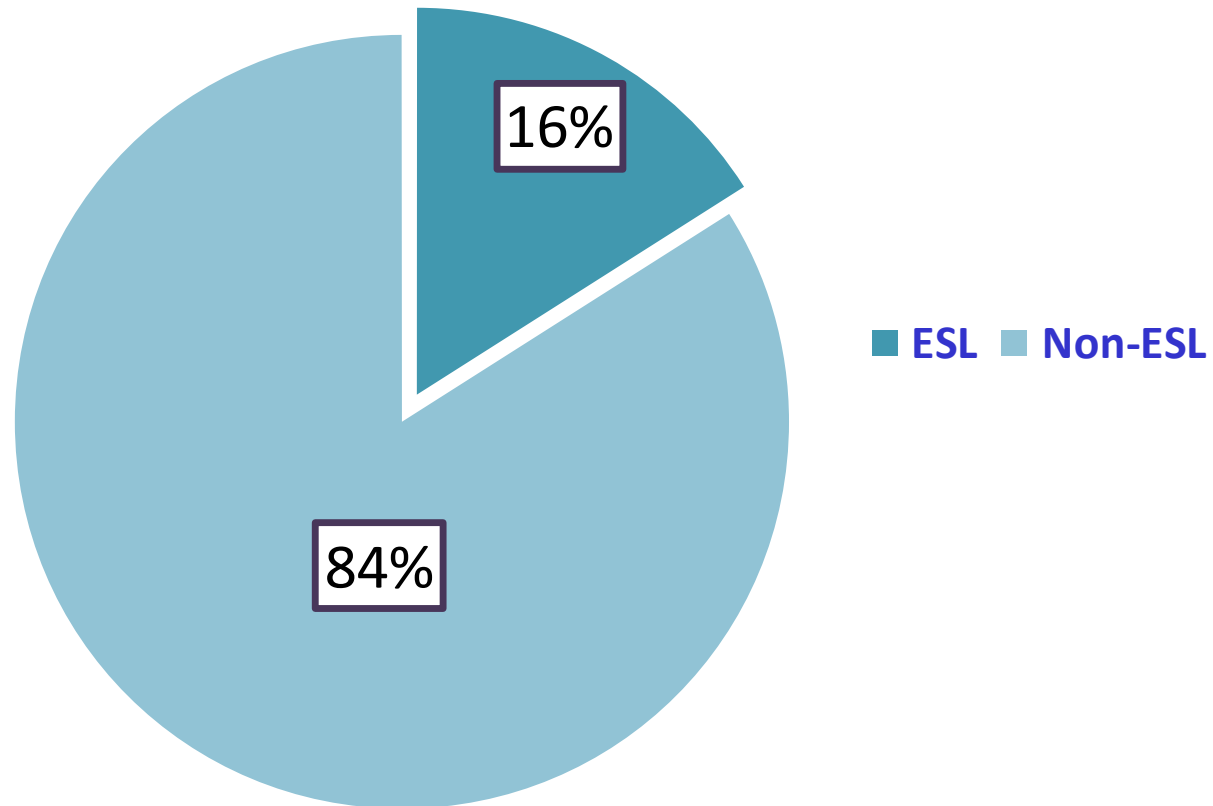


# ECE Students





# ESL Students





# A look at the numbers

		Age 4
<b>Early Head Start</b>		
Enrolled		N/A
Placement\Wait List		N/A
<b>Head Start</b>		
Enrolled		1284
Placement\Wait List		41
<b>State Funded Preschool</b>		
Enrolled		1789
Un-enrolled/ In Process		10
<b>Tuition-Based Preschool</b>		
Enrolled		71
Un-enrolled/ In Process		0
<b>Total Enrolled by Age</b>		<b>3144</b>
<b>Total in Enrollment Process</b>		<b>51</b>

◇The wait list is fluid and numbers are subject to change throughout the year.

# A look at the numbers

	Age 2 and under	Age 3	Total by Status
<b>Early Head Start</b>			
*Enrolled	169	N/A	169*
Placement\Wait List	157	N/A	157
<b>*Head Start</b>			
Enrolled	N/A	568	568
Placement\Wait List	N/A	330	330
<b>State Funded Preschool</b>	N/A		
Enrolled	<b>132</b>	<b>936</b>	1068
Un-enrolled/ In Process	1	95	96
<b>Tuition-Based Preschool</b>	N/A		
Enrolled	N/A	26	26
Un-enrolled/ In Process	N/A	0	0
<b>Total Enrolled by Age</b>	<b>202</b>	<b>1530</b>	
<b>Total in the Enrollment Process by Age</b>	<b>104</b>	<b>425</b>	

◇The wait list is fluid and numbers are subject to change throughout the year.

\*Includes services to pregnant women.

# Early Childhood Funding Sources FYE 2013

1. Head Start

2. Early Head Start

3. State Preschool

4. Title I

5. IDEA B – Preschool

6. IDEA B – District Preschool Support

7. General Fund

8. Tuition Based Programs





# Early Childhood Funding Sources

## FYE 2013

1. Head Start	\$12.2m
2. Early Head Start	\$ 2.5m
3. State Preschool	\$10.5m
4. Title I	\$ 9.5m
5. IDEA B – Preschool	\$ 0.8m
6. IDEA B – District Preschool Support	\$ 1.3m
7. General Fund	\$ 0.8m
8. Tuition Based Programs	<u>\$ 0.6m</u>
Total	\$38.2m

A young child with light brown hair, wearing a blue and white striped shirt and a red apron, is painting a large mural on a wall. The mural features vertical stripes of blue, green, and yellow. The child is holding a paintbrush and applying orange paint to the wall. The background is slightly blurred, showing a room with shelves and other children's artwork.

# **Tuition-Based Preschool**



# JCPS Tuition-Based Preschool Locations 2012-2013

LOCATION	LOC #	ENROLLMENT CAPACITY	CURRENT # STUDENTS ENROLLED	CERTIFIED / CLASSIFIED
Brandeis	260	20	20	Classified Instructor
Farmer	212	20	17	Certified Teacher
Norton	096	20	20	Classified Instructor
Stopher	211	20	20	Certified Teacher
Tully	016	20	20	Certified Teacher
	<b>TOTALS</b>	<b>100</b>	<b>97 (97%)</b>	

- Fees paid by parents (\$140 a week, plus lunch)
- Three or four by October 1.
- No transportation is provided.

# Child Development Instruction and Assessment





# Supporting the Early Childhood Instructional Program

Work  
Sampling  
Assessment  
into  
CASCADE

Resource  
teachers help  
with:

- Language Development
- CLASS/ECERS
- Individualizing Goals and Planning Lessons
- Fidelity of Assessments



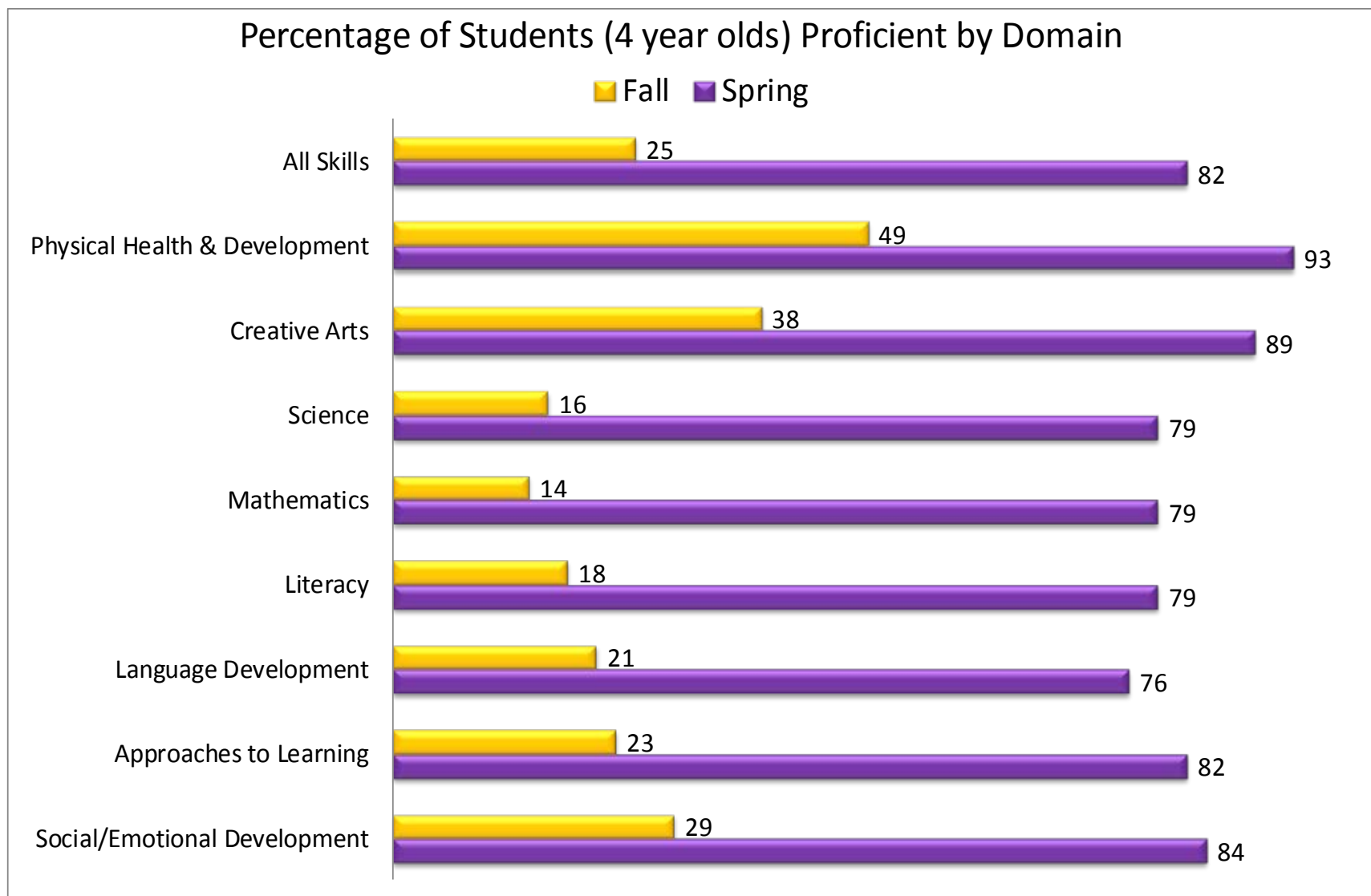


# Partners in School Readiness

- PNC Bank
- Louisville Science Center



# Using Data to Drive Results



# Using Data to Drive Results



- BRIGANCE Kindergarten Readiness Screen
- First year to pilot BRIGANCE in Kentucky
- JCPS participated in the pilot
- Administered the BRIGANCE to all Kindergarten Students

# Using Data to Drive Results

- BRIGANCE Results
- Our Free and Reduced lunch program students were 10% more ready for kindergarten than those that did not participate in Early Childhood.





# Parent And Family Engagement





# Parent and Family Engagement

- Issues Impacting Families
  - Transportation
  - Living Conditions
  - Working Poor
  - English as a Second Language Learners





# Parent and Family Engagement

## Early Head Start/Head Start Families:

- Parent Center Committee Meetings
- Family Engagement
- Family Literacy at the Library
- Healthy You!
- School Readiness Forums
- Parent Leadership Trainings



# Community Partnerships Supporting Family Engagement

- Louisville Asset Building Coalition
- Project Warm
- Louisville Free Public Library
- Legal Aid
- Class Act Credit Union
- JCTC
- UK Extension
- Fifth Third Bank






# Future Plans for EC

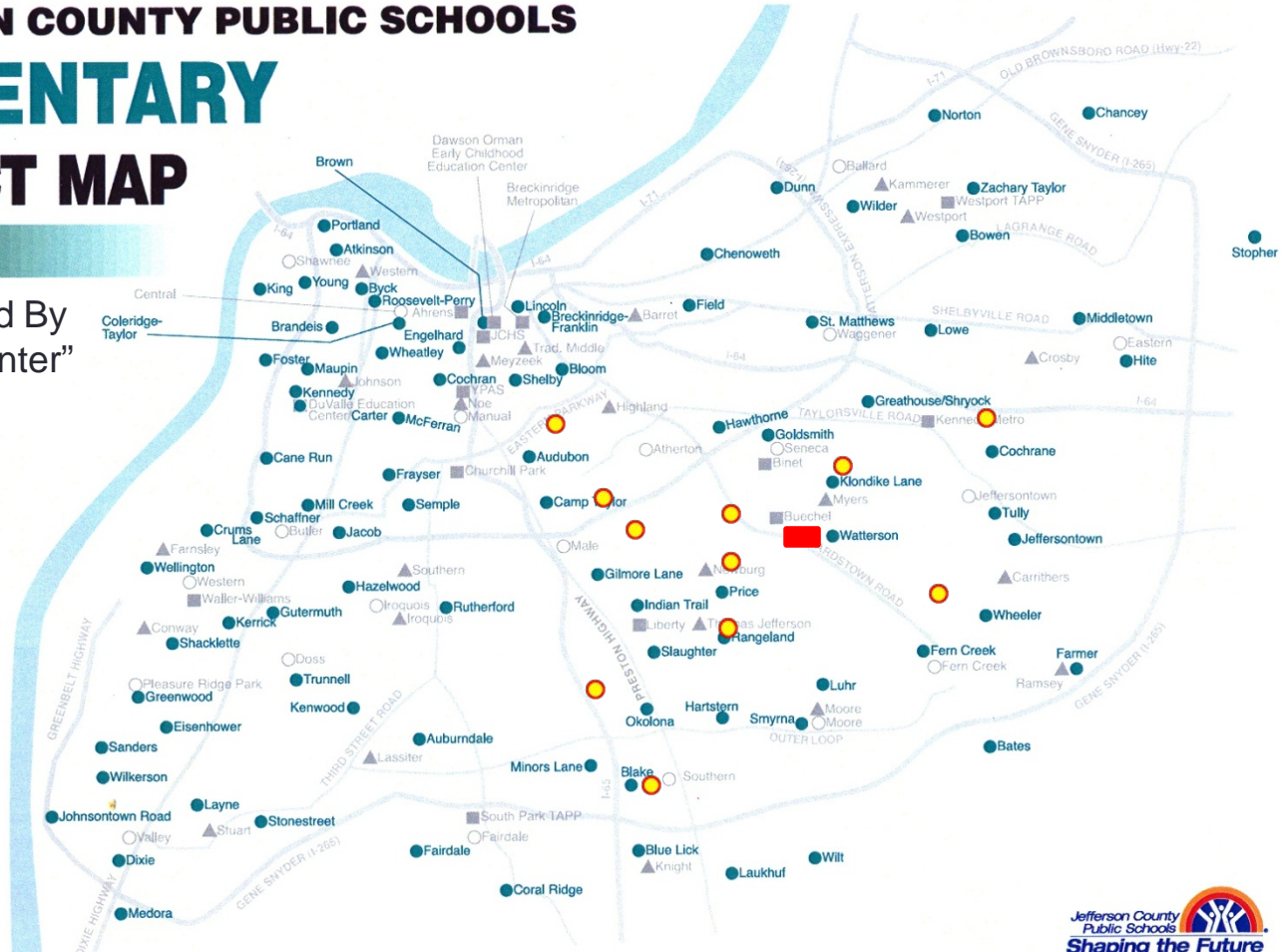
Move into the Early Childhood Center in the Newburg area to address space needs.



# JEFFERSON COUNTY PUBLIC SCHOOLS ELEMENTARY DISTRICT MAP

 Sites Impacted By  
Proposed "Center"

 New Center



 Elementary Schools  Middle Schools  High Schools/High School Magnet Career Academies  Specialized Schools



# Future Plans for EC

Create JCPS Early Childhood Centers across Jefferson County.

Move central office staff out of Western High School.



# Next Steps

- How can we work with parents and community partners to improve school readiness?
- How can we reach more children and provide a quality start to school?



# Next Steps



- How can we use assessment data to identify specific student needs?
- How can we continue to partner with Data Management and Research to improve use of data?



# Additional Challenges of Expansion

Improve infrastructure to support more classrooms

Only 7.5% of the budget is allotted for administration and support

Hiring classroom personnel

Increased transportation needs

Space availability

Fixed grant from the Federal government



## School Readiness and Your Child

These are some of the skills that are helpful for children to know before entering kindergarten.

Jefferson County Public Schools recognizes that children develop and learn things at different rates and times. These are recommended skills. Please remember that the only prerequisite for entering kindergarten is that a child is five years old on or before October 1.





# Key Areas of Focus

Who we  
serve

Type of  
programs  
offered


Funding  
Sources

Using data  
to drive  
results

Next Steps

- School  
Readiness  
and  
Expanded  
Opportunities





**“The greatest value in the world is the difference between what we are and what we could become.”**

*Ben Herbst*