



Henderson County Schools Bullying Survey Results

AB Chandler





Bullying

Survey










1. Using the definition of bullying on the HCS website, have you been bullied at school or on the way to/from school in the past year?

		Response Percent	Response Count
Yes		56.1%	74
No		43.9%	58
answered question			132
skipped question			0







2. How often have you been bullied?

		Response Percent	Response Count
Every day		3.8%	5
Most days		24.2%	32
Once or twice		41.7%	55
Never		30.3%	40
answered question			132
skipped question			0








3. Where does it happen? Choose all that apply.

		Response Percent	Response Count
classroom		17.4%	23
hallways		5.3%	7
lunchroom		14.4%	19
bus or bus stop		23.5%	31
playground		18.9%	25
restroom		6.1%	8
online		3.0%	4
other		17.4%	23
I have not been bullied.		31.8%	42
answered question			132
skipped question			0








4. If you were bullied, how were you bullied?

		Response Percent	Response Count
physically hit		16.7%	22
teased		28.0%	37
called names		41.7%	55
ignored or left out by others		11.4%	15
stolen from		6.1%	8
other		12.9%	17
I was not bullied.		31.8%	42
answered question			132
skipped question			0


5. If you were bullied, what did you do about the bullying?

		Response Percent	Response Count
reported to a teacher/staff member		27.3%	36
spoke to parent		37.1%	49
spoke to friends		12.9%	17
stood up to bully		12.1%	16
tried to avoid the bully		20.5%	27
nothing		3.8%	5
other		4.5%	6
I have not been bullied.		28.0%	37
answered question			132
skipped question			0

6. If you reported the bullying to a teacher or adult, what did he/she do?

		Response Percent	Response Count
helped me		34.8%	46
tried to help but didn't stop the bullying		11.4%	15
told me what to do		19.7%	26
told me to deal with it myself		3.0%	4
nothing		3.8%	5
other		8.3%	11
I did not report bullying.		31.8%	42
answered question			132
skipped question			0

7. Have you bullied another student in the past year?

		Response Percent	Response Count
Yes		12.9%	17
No		87.1%	115
answered question			132
skipped question			0






8. If you have ever bullied others, what did you do?

		Response Percent	Response Count
physically hit		2.3%	3
teased		5.3%	7
called names		6.1%	8
ignored or left out others		2.3%	3
stolen from		0.0%	0
other		0.8%	1
I have not bullied others.		85.6%	113
answered question			132
skipped question			0





9. If you have bullied others, why do you think you behaved that way?

		Response Percent	Response Count
I didn't like the person.		4.5%	6
The person was different.		0.8%	1
I was trying to impress someone.		3.0%	4
I enjoyed bullying.		1.5%	2
I don't know why.		5.3%	7
I think the person deserved it.		2.3%	3
Other reason		2.3%	3
I have not bullied others.		84.1%	111
answered question			132
skipped question			0

10. What would you do if you saw someone being bullied?

		Response Percent	Response Count
Report it to an adult.		79.5%	105
Ask the bully to stop.		25.8%	34
Join in.		1.5%	2
Ignore.		1.5%	2
Step in if it is a friend.		24.2%	32
answered question			132
skipped question			0

11. Most bullying at school occurs...

		Response Percent	Response Count
...when no adults are around.		66.7%	88
...when adults are around but not looking.		37.1%	49
...quietly in front of adults so they don't notice.		7.6%	10
...right in front of adults where they should notice.		3.8%	5
answered question			132
skipped question			0

12. What can the school do to make school safe from bullying?

Response
Count

132

answered question

132

skipped question

0

13. My school is ____.

Response
Percent

Response
Count

AB Chandler



100.0%

132

Bend Gate

0.0%

0

Cairo

0.0%

0

East Heights

0.0%

0

Jefferson

0.0%

0

Niagara

0.0%

0

South Heights

0.0%

0

Spottsville

0.0%

0




answered question

132

skipped question



0

14. I am in the ____ grade.





		Response Percent	Response Count
3rd		43.9%	58
4th		26.5%	35
5th		29.5%	39
answered question			132
skipped question			0

Bend Gate Bullying Survey










1. Using the definition of bullying on the HCS website, have you been bullied at school or on the way to/from school in the past year?

		Response Percent	Response Count
Yes		52.0%	129
No		48.0%	119
answered question			248
skipped question			0








2. How often have you been bullied?

		Response Percent	Response Count
Every day		4.8%	12
Most days		23.0%	57
Once or twice		37.9%	94
Never		34.3%	85
answered question			248
skipped question			0









3. Where does it happen? Choose all that apply.

		Response Percent	Response Count
classroom		20.6%	51
hallways		7.7%	19
lunchroom		15.3%	38
bus or bus stop		24.2%	60
playground		23.8%	59
restroom		3.2%	8
online		6.0%	15
other		16.1%	40
I have not been bullied.		35.9%	89
answered question			248
skipped question			0








4. If you were bullied, how were you bullied?

		Response Percent	Response Count
physically hit		16.5%	41
teased		29.8%	74
called names		37.5%	93
ignored or left out by others		19.4%	48
stolen from		10.5%	26
other		8.1%	20
I was not bullied.		33.9%	84
answered question			248
skipped question			0



5. If you were bullied, what did you do about the bullying?

		Response Percent	Response Count
reported to a teacher/staff member		27.0%	67
spoke to parent		25.8%	64
spoke to friends		6.0%	15
stood up to bully		18.5%	46
tried to avoid the bully		17.7%	44
nothing		7.3%	18
other		3.2%	8
I have not been bullied.		31.5%	78
answered question			248
skipped question			0








6. If you reported the bullying to a teacher or adult, what did he/she do?

		Response Percent	Response Count
helped me		31.9%	79
tried to help but didn't stop the bullying		15.3%	38
told me what to do		14.1%	35
told me to deal with it myself		2.4%	6
nothing		4.4%	11
other		14.1%	35
I did not report bullying.		34.3%	85
answered question			248
skipped question			0

7. Have you bullied another student in the past year?

		Response Percent	Response Count
Yes		15.7%	39
No		84.3%	209
answered question			248
skipped question			0





8. If you have ever bullied others, what did you do?

		Response Percent	Response Count
physically hit		3.6%	9
teased		6.9%	17
called names		7.7%	19
ignored or left out others		7.7%	19
stolen from		1.2%	3
other		4.4%	11
I have not bullied others.		77.8%	193
answered question			248
skipped question			0





9. If you have bullied others, why do you think you behaved that way?

		Response Percent	Response Count
I didn't like the person.		4.4%	11
The person was different.		1.6%	4
I was trying to impress someone.		2.4%	6
I enjoyed bullying.		0.4%	1
I don't know why.		11.7%	29
I think the person deserved it.		5.2%	13
Other reason		7.3%	18
I have not bullied others.		75.8%	188
answered question			248
skipped question			0

10. What would you do if you saw someone being bullied?

		Response Percent	Response Count
Report it to an adult.		67.7%	168
Ask the bully to stop.		48.8%	121
Join in.		0.0%	0
Ignore.		2.0%	5
Step in if it is a friend.		25.0%	62
answered question			248
skipped question			0

11. Most bullying at school occurs...

		Response Percent	Response Count
...when no adults are around.		77.8%	193
...when adults are around but not looking.		31.9%	79
...quietly in front of adults so they don't notice.		10.1%	25
...right in front of adults where they should notice.		6.9%	17
answered question			248
skipped question			0

12. What can the school do to make school safe from bullying?

**Response
Count**

248

answered question

248

skipped question

0

13. My school is ____.

**Response
Percent**

**Response
Count**

AB Chandler

0.0%

0

Bend Gate



100.0%

248

Cairo

0.0%

0

East Heights

0.0%

0

Jefferson

0.0%

0

Niagara

0.0%

0

South Heights

0.0%

0

Spottsville

0.0%

0




answered question

248

skipped question



0

14. I am in the ____ grade.





		Response Percent	Response Count
3rd		33.9%	84
4th		34.3%	85
5th		31.9%	79
answered question			248
skipped question			0

Cairo Bullying Survey


1. Using the definition of bullying on the HCS website, have you been bullied at school or on the way to/from school in the past year?

		Response Percent	Response Count
Yes		48.8%	59
No		51.2%	62
answered question			121
skipped question			0








2. How often have you been bullied?

		Response Percent	Response Count
Every day		3.3%	4
Most days		19.8%	24
Once or twice		42.1%	51
Never		34.7%	42
answered question			121
skipped question			0









3. Where does it happen? Choose all that apply.

		Response Percent	Response Count
classroom		16.5%	20
hallways		9.1%	11
lunchroom		21.5%	26
bus or bus stop		20.7%	25
playground		32.2%	39
restroom		8.3%	10
online		5.8%	7
other		18.2%	22
I have not been bullied.		35.5%	43
answered question			121
skipped question			0








4. If you were bullied, how were you bullied?

		Response Percent	Response Count
physically hit		9.9%	12
teased		22.3%	27
called names		38.8%	47
ignored or left out by others		31.4%	38
stolen from		5.8%	7
other		11.6%	14
I was not bullied.		34.7%	42
answered question			121
skipped question			0



5. If you were bullied, what did you do about the bullying?

		Response Percent	Response Count
reported to a teacher/staff member		23.1%	28
spoke to parent		32.2%	39
spoke to friends		22.3%	27
stood up to bully		14.9%	18
tried to avoid the bully		25.6%	31
nothing		6.6%	8
other		5.8%	7
I have not been bullied.		33.1%	40
answered question			121
skipped question			0

6. If you reported the bullying to a teacher or adult, what did he/she do?

		Response Percent	Response Count
helped me		21.5%	26
tried to help but didn't stop the bullying		12.4%	15
told me what to do		24.8%	30
told me to deal with it myself		5.0%	6
nothing		5.0%	6
other		14.9%	18
I did not report bullying.		41.3%	50
answered question			121
skipped question			0

7. Have you bullied another student in the past year?

		Response Percent	Response Count
Yes		27.3%	33
No		72.7%	88
answered question			121
skipped question			0





8. If you have ever bullied others, what did you do?

		Response Percent	Response Count
physically hit		4.1%	5
teased		9.1%	11
called names		12.4%	15
ignored or left out others		9.9%	12
stolen from		0.0%	0
other		3.3%	4
I have not bullied others.		70.2%	85
answered question			121
skipped question			0

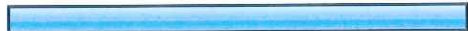



9. If you have bullied others, why do you think you behaved that way?

		Response Percent	Response Count
I didn't like the person.		5.8%	7
The person was different.		0.8%	1
I was trying to impress someone.		1.7%	2
I enjoyed bullying.		0.8%	1
I don't know why.		12.4%	15
I think the person deserved it.		2.5%	3
Other reason		10.7%	13
I have not bullied others.		68.6%	83
answered question			121
skipped question			0

10. What would you do if you saw someone being bullied?

		Response Percent	Response Count
Report it to an adult.		77.7%	94
Ask the bully to stop.		45.5%	55
Join in.		0.0%	0
Ignore.		0.8%	1
Step in if it is a friend.		25.6%	31
answered question			121
skipped question			0

11. Most bullying at school occurs...

		Response Percent	Response Count
...when no adults are around.		71.9%	87
...when adults are around but not looking.		44.6%	54
...quietly in front of adults so they don't notice.		2.5%	3
...right in front of adults where they should notice.		3.3%	4
answered question			121
skipped question			0




12. What can the school do to make school safe from bullying?

	Response Count
	121
answered question	121
skipped question	0

13. My school is ____.



	Response Percent	Response Count
AB Chandler	0.0%	0
Bend Gate	0.0%	0
Cairo	100.0%	121
East Heights	0.0%	0
Jefferson	0.0%	0
Niagara	0.0%	0
South Heights	0.0%	0
Spottsville	0.0%	0
answered question		121
skipped question		0

14. I am in the ____ grade.





		Response Percent	Response Count
3rd		29.8%	36
4th		37.2%	45
5th		33.1%	40
answered question			121
skipped question			0

East Heights Bullying Survey










1. Using the definition of bullying on the HCS website, have you been bullied at school or on the way to/from school in the past year?

		Response Percent	Response Count
Yes		46.2%	117
No		53.8%	136
answered question			253
skipped question			0








2. How often have you been bullied?

		Response Percent	Response Count
Every day		3.6%	9
Most days		12.6%	32
Once or twice		43.9%	111
Never		39.9%	101
answered question			253
skipped question			0









3. Where does it happen? Choose all that apply.

		Response Percent	Response Count
classroom		19.8%	50
hallways		7.9%	20
lunchroom		16.2%	41
bus or bus stop		17.4%	44
playground		17.0%	43
restroom		2.0%	5
online		5.1%	13
other		17.0%	43
I have not been bullied.		40.3%	102
answered question			253
skipped question			0








4. If you were bullied, how were you bullied?

		Response Percent	Response Count
physically hit		11.5%	29
teased		26.1%	66
called names		35.2%	89
ignored or left out by others		15.4%	39
stolen from		8.7%	22
other		11.5%	29
I was not bullied.		38.3%	97
answered question			253
skipped question			0



5. If you were bullied, what did you do about the bullying?

		Response Percent	Response Count
reported to a teacher/staff member		28.9%	73
spoke to parent		30.4%	77
spoke to friends		11.9%	30
stood up to bully		17.4%	44
tried to avoid the bully		18.2%	46
nothing		4.7%	12
other		3.6%	9
I have not been bullied.		34.0%	86
answered question			253
skipped question			0





6. If you reported the bullying to a teacher or adult, what did he/she do?

		Response Percent	Response Count
helped me		27.3%	69
tried to help but didn't stop the bullying		13.8%	35
told me what to do		20.9%	53
told me to deal with it myself		3.6%	9
nothing		3.6%	9
other		10.7%	27
I did not report bullying.		39.5%	100
		answered question	253
		skipped question	0

7. Have you bullied another student in the past year?

		Response Percent	Response Count
Yes		17.8%	45
No		82.2%	208
		answered question	253
		skipped question	0





8. If you have ever bullied others, what did you do?

		Response Percent	Response Count
physically hit		1.2%	3
teased		7.9%	20
called names		9.5%	24
ignored or left out others		6.3%	16
stolen from		0.8%	2
other		2.0%	5
I have not bullied others.		80.6%	204
answered question			253
skipped question			0





9. If you have bullied others, why do you think you behaved that way?

		Response Percent	Response Count
I didn't like the person.		4.0%	10
The person was different.		1.2%	3
I was trying to impress someone.		1.6%	4
I enjoyed bullying.		0.4%	1
I don't know why.		9.1%	23
I think the person deserved it.		2.8%	7
Other reason		7.1%	18
I have not bullied others.		80.6%	204
answered question			253
skipped question			0

10. What would you do if you saw someone being bullied?

		Response Percent	Response Count
Report it to an adult.		73.5%	186
Ask the bully to stop.		39.9%	101
Join in.		0.0%	0
Ignore.		2.4%	6
Step in if it is a friend.		26.1%	66
answered question			253
skipped question			0

11. Most bullying at school occurs...

		Response Percent	Response Count
...when no adults are around.		77.5%	196
...when adults are around but not looking.		34.4%	87
...quietly in front of adults so they don't notice.		7.5%	19
...right in front of adults where they should notice.		3.6%	9
answered question			253
skipped question			0

12. What can the school do to make school safe from bullying?

**Response
Count**

253

answered question 253

skipped question 0

13. My school is ____.

**Response
Percent Response
Count**

AB Chandler 0.0% 0

Bend Gate 0.0% 0

Cairo 0.0% 0

East Heights  **100.0% 253**

Jefferson 0.0% 0

Niagara 0.0% 0

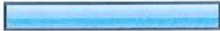

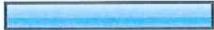
South Heights 0.0% 0

Spottsville 0.0% 0

answered question 253



skipped question 0

14. I am in the ____ grade.





		Response Percent	Response Count
3rd		33.6%	85
4th		34.0%	86
5th		32.4%	82
		answered question	253
		skipped question	0

Jefferson Bullying Survey










1. Using the definition of bullying on the HCS website, have you been bullied at school or on the way to/from school in the past year?

		Response Percent	Response Count
Yes		57.1%	48
No		42.9%	36
answered question			84
skipped question			0








2. How often have you been bullied?

		Response Percent	Response Count
Every day		11.9%	10
Most days		25.0%	21
Once or twice		21.4%	18
Never		41.7%	35
answered question			84
skipped question			0

3. Where does it happen? Choose all that apply.

		Response Percent	Response Count
classroom		23.8%	20
hallways		11.9%	10
lunchroom		10.7%	9
bus or bus stop		21.4%	18
playground		23.8%	20
restroom		13.1%	11
online		7.1%	6
other		22.6%	19
I have not been bullied.		34.5%	29
answered question			84
skipped question			0

4. If you were bullied, how were you bullied?

		Response Percent	Response Count
physically hit		20.2%	17
teased		21.4%	18
called names		33.3%	28
ignored or left out by others		21.4%	18
stolen from		9.5%	8
other		15.5%	13
I was not bullied.		41.7%	35
answered question			84
skipped question			0



5. If you were bullied, what did you do about the bullying?

		Response Percent	Response Count
reported to a teacher/staff member		29.8%	25
spoke to parent		25.0%	21
spoke to friends		15.5%	13
stood up to bully		16.7%	14
tried to avoid the bully		16.7%	14
nothing		8.3%	7
other		8.3%	7
I have not been bullied.		36.9%	31
answered question			84
skipped question			0

6. If you reported the bullying to a teacher or adult, what did he/she do?

		Response Percent	Response Count
helped me		25.0%	21
tried to help but didn't stop the bullying		27.4%	23
told me what to do		15.5%	13
told me to deal with it myself		3.6%	3
nothing		6.0%	5
other		6.0%	5
I did not report bullying.		36.9%	31
		answered question	84
		skipped question	0

7. Have you bullied another student in the past year?

		Response Percent	Response Count
Yes		15.5%	13
No		84.5%	71
		answered question	84
		skipped question	0






8. If you have ever bullied others, what did you do?

		Response Percent	Response Count
physically hit		8.3%	7
teased		8.3%	7
called names		10.7%	9
ignored or left out others		7.1%	6
stolen from		2.4%	2
other		6.0%	5
I have not bullied others.		77.4%	65
answered question			84
skipped question			0




9. If you have bullied others, why do you think you behaved that way?

		Response Percent	Response Count
I didn't like the person.		9.5%	8
The person was different.		2.4%	2
I was trying to impress someone.		6.0%	5
I enjoyed bullying.		2.4%	2
I don't know why.		9.5%	8
I think the person deserved it.		3.6%	3
Other reason		7.1%	6
I have not bullied others.		78.6%	66
answered question			84
skipped question			0

10. What would you do if you saw someone being bullied?

		Response Percent	Response Count
Report it to an adult.		57.1%	48
Ask the bully to stop.		42.9%	36
Join in.		7.1%	6
Ignore.		3.6%	3
Step in if it is a friend.		35.7%	30
answered question			84
skipped question			0

11. Most bullying at school occurs...

		Response Percent	Response Count
...when no adults are around.		71.4%	60
...when adults are around but not looking.		36.9%	31
...quietly in front of adults so they don't notice.		7.1%	6
...right in front of adults where they should notice.		13.1%	11
answered question			84
skipped question			0




12. What can the school do to make school safe from bullying?

	Response Count
	84
answered question	84
skipped question	0

13. My school is ____.



	Response Percent	Response Count
AB Chandler	0.0%	0
Bend Gate	0.0%	0
Cairo	0.0%	0
East Heights	0.0%	0
Jefferson	100.0%	84
Niagara	0.0%	0
South Heights	0.0%	0
Spottsville	0.0%	0
answered question		84
skipped question		0

14. I am in the ____ grade.





		Response Percent	Response Count
3rd		45.2%	38
4th		53.6%	45
5th		1.2%	1
		answered question	84
		skipped question	0

Niagara Bullying Survey










1. Using the definition of bullying on the HCS website, have you been bullied at school or on the way to/from school in the past year?

		Response Percent	Response Count
Yes		45.3%	48
No		54.7%	58
answered question			106
skipped question			0






2. How often have you been bullied?

		Response Percent	Response Count
Every day		4.7%	5
Most days		17.0%	18
Once or twice		33.0%	35
Never		45.3%	48
answered question			106
skipped question			0









3. Where does it happen? Choose all that apply.

		Response Percent	Response Count
classroom		16.0%	17
hallways		15.1%	16
lunchroom		14.2%	15
bus or bus stop		14.2%	15
playground		19.8%	21
restroom		3.8%	4
online		5.7%	6
other		18.9%	20
I have not been bullied.		43.4%	46
answered question			106
skipped question			0





4. If you were bullied, how were you bullied?

		Response Percent	Response Count
physically hit		13.2%	14
teased		23.6%	25
called names		28.3%	30
ignored or left out by others		22.6%	24
stolen from		6.6%	7
other		11.3%	12
I was not bullied.		44.3%	47
answered question			106
skipped question			0



5. If you were bullied, what did you do about the bullying?

		Response Percent	Response Count
reported to a teacher/staff member		19.8%	21
spoke to parent		26.4%	28
spoke to friends		15.1%	16
stood up to bully		12.3%	13
tried to avoid the bully		16.0%	17
nothing		7.5%	8
other		3.8%	4
I have not been bullied.		42.5%	45
answered question			106
skipped question			0


6. If you reported the bullying to a teacher or adult, what did he/she do?

		Response Percent	Response Count
helped me		23.6%	25
tried to help but didn't stop the bullying		9.4%	10
told me what to do		14.2%	15
told me to deal with it myself		2.8%	3
nothing		4.7%	5
other		3.8%	4
I did not report bullying.		50.9%	54
answered question			106
skipped question			0

7. Have you bullied another student in the past year?

		Response Percent	Response Count
Yes		9.4%	10
No		90.6%	96
answered question			106
skipped question			0






8. If you have ever bullied others, what did you do?

	Response Percent	Response Count
physically hit 	1.9%	2
teased 	0.9%	1
called names 	5.7%	6
ignored or left out others 	5.7%	6
stolen from	0.0%	0
other 	2.8%	3
I have not bullied others. 	87.7%	93
answered question		106
skipped question		0




9. If you have bullied others, why do you think you behaved that way?

	Response Percent	Response Count
I didn't like the person. 	1.9%	2
The person was different.	0.0%	0
I was trying to impress someone.	0.0%	0
I enjoyed bullying.	0.0%	0
I don't know why. 	9.4%	10
I think the person deserved it. 	1.9%	2
Other reason 	1.9%	2
I have not bullied others. 	86.8%	92
answered question		106
skipped question		0

10. What would you do if you saw someone being bullied?

		Response Percent	Response Count
Report it to an adult.		68.9%	73
Ask the bully to stop.		37.7%	40
Join in.		3.8%	4
Ignore.		2.8%	3
Step in if it is a friend.		34.0%	36
answered question			106
skipped question			0

11. Most bullying at school occurs...

		Response Percent	Response Count
...when no adults are around.		81.1%	86
...when adults are around but not looking.		25.5%	27
...quietly in front of adults so they don't notice.		7.5%	8
...right in front of adults where they should notice.		8.5%	9
answered question			106
skipped question			0

12. What can the school do to make school safe from bullying?

Response
Count

106

answered question

106

skipped question

0

13. My school is ____.

Response
Percent

Response
Count

AB Chandler

0.0%

0

Bend Gate

0.0%

0

Cairo

0.0%

0

East Heights

0.0%

0

Jefferson

0.0%

0

Niagara



100.0%

106

South Heights

0.0%

0

Spottsville

0.0%

0




answered question

106

skipped question



0

14. I am in the ____ grade.





		Response Percent	Response Count
3rd		34.0%	36
4th		18.9%	20
5th		47.2%	50
		answered question	106
		skipped question	0

South Heights Bullying Survey






1. Using the definition of bullying on the HCS website, have you been bullied at school or on the way to/from school in the past year?

		Response Percent	Response Count
Yes		53.1%	110
No		46.9%	97
answered question			207
skipped question			0








2. How often have you been bullied?

		Response Percent	Response Count
Every day		3.4%	7
Most days		17.4%	36
Once or twice		47.8%	99
Never		31.4%	65
answered question			207
skipped question			0









3. Where does it happen? Choose all that apply.

		Response Percent	Response Count
classroom		25.6%	53
hallways		13.0%	27
lunchroom		15.9%	33
bus or bus stop		22.2%	46
playground		32.9%	68
restroom		8.7%	18
online		9.7%	20
other		19.3%	40
I have not been bullied.		29.5%	61
answered question			207
skipped question			0




4. If you were bullied, how were you bullied?

		Response Percent	Response Count
physically hit		15.0%	31
teased		20.3%	42
called names		42.5%	88
ignored or left out by others		17.4%	36
stolen from		7.2%	15
other		15.5%	32
I was not bullied.		28.0%	58
answered question			207
skipped question			0



5. If you were bullied, what did you do about the bullying?

		Response Percent	Response Count
reported to a teacher/staff member		34.3%	71
spoke to parent		23.2%	48
spoke to friends		10.1%	21
stood up to bully		19.8%	41
tried to avoid the bully		18.4%	38
nothing		9.2%	19
other		6.3%	13
I have not been bullied.		24.2%	50
answered question			207
skipped question			0


6. If you reported the bullying to a teacher or adult, what did he/she do?

		Response Percent	Response Count
helped me		44.9%	93
tried to help but didn't stop the bullying		12.6%	26
told me what to do		17.4%	36
told me to deal with it myself		3.9%	8
nothing		6.3%	13
other		9.2%	19
I did not report bullying.		23.7%	49
answered question			207
skipped question			0






7. Have you bullied another student in the past year?

		Response Percent	Response Count
Yes		19.3%	40
No		80.7%	167
answered question			207
skipped question			0






8. If you have ever bullied others, what did you do?

		Response Percent	Response Count
physically hit		5.3%	11
teased		7.2%	15
called names		13.0%	27
ignored or left out others		4.8%	10
stolen from		1.0%	2
other		6.8%	14
I have not bullied others.		74.9%	155
answered question			207
skipped question			0





9. If you have bullied others, why do you think you behaved that way?

		Response Percent	Response Count
I didn't like the person.		6.8%	14
The person was different.		2.4%	5
I was trying to impress someone.		3.9%	8
I enjoyed bullying.		1.0%	2
I don't know why.		6.8%	14
I think the person deserved it.		6.8%	14
Other reason		7.7%	16
I have not bullied others.		72.9%	151
answered question			207
skipped question			0

10. What would you do if you saw someone being bullied?

		Response Percent	Response Count
Report it to an adult.		70.5%	146
Ask the bully to stop.		36.7%	76
Join in.		1.0%	2
Ignore.		2.4%	5
Step in if it is a friend.		26.6%	55
answered question			207
skipped question			0

11. Most bullying at school occurs...

		Response Percent	Response Count
...when no adults are around.		78.3%	162
...when adults are around but not looking.		32.9%	68
...quietly in front of adults so they don't notice.		7.7%	16
...right in front of adults where they should notice.		5.8%	12
answered question			207
skipped question			0

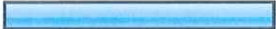


12. What can the school do to make school safe from bullying?

	Response Count
	207
answered question	207
skipped question	0

13. My school is ____.



	Response Percent	Response Count
AB Chandler	0.0%	0
Bend Gate	0.0%	0
Cairo	0.0%	0
East Heights	0.0%	0
Jefferson	0.0%	0
Niagara	0.0%	0
South Heights	100.0%	207
Spottsville	0.0%	0
answered question		207
skipped question		0

14. I am in the ____ grade.





		Response Percent	Response Count
3rd		42.0%	87
4th		29.5%	61
5th		28.5%	59
		answered question	207
		skipped question	0

Spottsville Bullying Survey










1. Using the definition of bullying on the HCS website, have you been bullied at school or on the way to/from school in the past year?

		Response Percent	Response Count
Yes		41.7%	58
No		58.3%	81
answered question			139
skipped question			0



2. How often have you been bullied?

		Response Percent	Response Count
Every day		4.3%	6
Most days		10.8%	15
Once or twice		47.5%	66
Never		37.4%	52
answered question			139
skipped question			0









3. Where does it happen? Choose all that apply.

		Response Percent	Response Count
classroom		15.8%	22
hallways		6.5%	9
lunchroom		15.1%	21
bus or bus stop		20.1%	28
playground		23.0%	32
restroom		6.5%	9
online		4.3%	6
other		18.0%	25
I have not been bullied.		36.0%	50
answered question			139
skipped question			0








4. If you were bullied, how were you bullied?

		Response Percent	Response Count
physically hit		7.9%	11
teased		23.0%	32
called names		32.4%	45
ignored or left out by others		22.3%	31
stolen from		3.6%	5
other		7.2%	10
I was not bullied.		36.0%	50
answered question			139
skipped question			0



5. If you were bullied, what did you do about the bullying?

		Response Percent	Response Count
reported to a teacher/staff member		25.9%	36
spoke to parent		28.8%	40
spoke to friends		8.6%	12
stood up to bully		10.8%	15
tried to avoid the bully		22.3%	31
nothing		9.4%	13
other		2.9%	4
I have not been bullied.		33.8%	47
answered question			139
skipped question			0




6. If you reported the bullying to a teacher or adult, what did he/she do?

		Response Percent	Response Count
helped me		27.3%	38
tried to help but didn't stop the bullying		10.1%	14
told me what to do		15.1%	21
told me to deal with it myself		1.4%	2
nothing		3.6%	5
other		7.9%	11
I did not report bullying.		41.7%	58
answered question			139
skipped question			0

7. Have you bullied another student in the past year?

		Response Percent	Response Count
Yes		8.6%	12
No		91.4%	127
answered question			139
skipped question			0






8. If you have ever bullied others, what did you do?

		Response Percent	Response Count
physically hit		0.0%	0
teased		4.3%	6
called names		3.6%	5
ignored or left out others		7.9%	11
stolen from		1.4%	2
other		0.7%	1
I have not bullied others.		87.1%	121
answered question			139
skipped question			0





9. If you have bullied others, why do you think you behaved that way?

		Response Percent	Response Count
I didn't like the person.		5.8%	8
The person was different.		1.4%	2
I was trying to impress someone.		0.7%	1
I enjoyed bullying.		0.0%	0
I don't know why.		5.8%	8
I think the person deserved it.		2.2%	3
Other reason		2.9%	4
I have not bullied others.		85.6%	119
answered question			139
skipped question			0

10. What would you do if you saw someone being bullied?

		Response Percent	Response Count
Report it to an adult.		72.7%	101
Ask the bully to stop.		46.0%	64
Join in.		0.7%	1
Ignore.		1.4%	2
Step in if it is a friend.		20.9%	29
answered question			139
skipped question			0

11. Most bullying at school occurs...

		Response Percent	Response Count
...when no adults are around.		79.9%	111
...when adults are around but not looking.		34.5%	48
...quietly in front of adults so they don't notice.		3.6%	5
...right in front of adults where they should notice.		2.9%	4
answered question			139
skipped question			0




12. What can the school do to make school safe from bullying?

	Response Count
	139
answered question	139
skipped question	0

13. My school is ____.



	Response Percent	Response Count
AB Chandler	0.0%	0
Bend Gate	0.0%	0
Cairo	0.0%	0
East Heights	0.0%	0
Jefferson	0.0%	0
Niagara	0.0%	0
South Heights	0.0%	0
Spottsville	100.0%	139
answered question		139
skipped question		0

14. I am in the ____ grade.





		Response Percent	Response Count
3rd		17.3%	24
4th		23.7%	33
5th		59.0%	82
answered question			139
skipped question			0

CAS
Grade 6 - 8
Bullying
Survey










1. Using the definition of bullying on the HCS website, have you been bullied at school or on the way to/from school in the past year?

		Response Percent	Response Count
Yes		27.3%	6
No		72.7%	16
answered question			22
skipped question			0





2. How often have you been bullied?

		Response Percent	Response Count
Every day		4.5%	1
Most days		4.5%	1
Once or twice		31.8%	7
Never		59.1%	13
answered question			22
skipped question			0








3. Where does it happen? Choose all that apply.

		Response Percent	Response Count
classroom		13.6%	3
hallways		22.7%	5
lunchroom		18.2%	4
bus or bus stop		13.6%	3
locker room		9.1%	2
restroom		13.6%	3
online		9.1%	2
other		4.5%	1
I have not been bullied.		63.6%	14
answered question			22
skipped question			0








4. If you were bullied, how were you bullied?

		Response Percent	Response Count
physically hit		9.1%	2
teased		22.7%	5
called names		36.4%	8
ignored or left out by others		13.6%	3
stolen from		22.7%	5
other		13.6%	3
I have not been bullied.		59.1%	13
answered question			22
skipped question			0



5. If you were bullied, what did you do about the bullying?

		Response Percent	Response Count
reported to a teacher/staff member		13.6%	3
spoke to parent		18.2%	4
spoke to friends		13.6%	3
stood up to bully		27.3%	6
tried to avoid the bully		13.6%	3
nothing		0.0%	0
other		4.5%	1
I have not been bullied.		54.5%	12
answered question			22
skipped question			0

6. If you reported the bullying to a teacher or adult, what did he/she do?

		Response Percent	Response Count
helped me		18.2%	4
tried to help but didn't stop the bullying		9.1%	2
told me what to do		9.1%	2
told me to deal with it myself		9.1%	2
nothing		13.6%	3
other		18.2%	4
I have not been bullied.		54.5%	12
answered question			22
skipped question			0








7. Have you bullied another student in the past year?

		Response Percent	Response Count
Yes		40.9%	9
No		59.1%	13
answered question			22
skipped question			0






8. If you have ever bullied others, what did you do?

		Response Percent	Response Count
physically hit		31.8%	7
teased		31.8%	7
called names		50.0%	11
ignored or left out others		22.7%	5
stolen from		9.1%	2
other		27.3%	6
I have not bullied others.		50.0%	11
answered question			22
skipped question			0


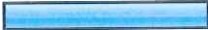


9. If you have bullied others, why do you think you behaved that way?

		Response Percent	Response Count
I didn't like the person.		36.8%	7
The person was different.		15.8%	3
I was trying to impress someone.		5.3%	1
I enjoyed bullying.		10.5%	2
I don't know why.		10.5%	2
I think the person deserved it.		31.6%	6
Other reason		52.6%	10
answered question			19
skipped question			3

10. What would you do if you saw someone being bullied?

		Response Percent	Response Count
Report it to an adult.		50.0%	11
Ask the bully to stop.		54.5%	12
Join in.		9.1%	2
Ignore.		22.7%	5
Step in if it is a friend.		27.3%	6
answered question			22
skipped question			0

11. Most bullying at school occurs...

		Response Percent	Response Count
...when no adults are around.		77.3%	17
...when adults are around but not looking.		31.8%	7
...quietly in front of adults so they don't notice.		22.7%	5
...right in front of adults where they should notice.		18.2%	4
answered question			22
skipped question			0

12. What can the school do to make school safe from bullying?

**Response
Count**

22

answered question 22

skipped question 0

13. How would you define bullying?

**Response
Count**

22

answered question 22

skipped question 0

14. Is there anything else you would like to say about bullying?


**Response
Count**

20




answered question 20

skipped question 2

15. I attend ____.

		Response Percent	Response Count
Central Academy		100.0%	22
North Middle School		0.0%	0
South Middle School		0.0%	0
answered question			22
skipped question			0

16. I am in the ____ grade.



		Response Percent	Response Count
6th		18.2%	4
7th		31.8%	7
8th		50.0%	11
answered question			22
skipped question			0

NMS





Bullying

Survey









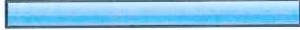
1. Using the definition of bullying on the HCS website, have you been bullied at school or on the way to/from school in the past year?

		Response Percent	Response Count
Yes		41.4%	314
No		58.6%	445
answered question			759
skipped question			0








2. How often have you been bullied?

		Response Percent	Response Count
Every day		4.2%	32
Most days		12.3%	93
Once or twice		39.5%	300
Never		44.0%	334
answered question			759
skipped question			0









3. Where does it happen? Choose all that apply.

		Response Percent	Response Count
classroom		28.7%	218
hallways		24.2%	184
lunchroom		19.9%	151
bus or bus stop		13.0%	99
locker room		5.5%	42
restroom		9.2%	70
online		7.0%	53
other		16.7%	127
I have not been bullied.		46.0%	349
answered question			759
skipped question			0








4. If you were bullied, how were you bullied?

		Response Percent	Response Count
physically hit		13.0%	99
teased		32.5%	247
called names		38.1%	289
ignored or left out by others		19.1%	145
stolen from		7.9%	60
other		11.6%	88
I have not been bullied.		44.0%	334
answered question			759
skipped question			0



5. If you were bullied, what did you do about the bullying?

		Response Percent	Response Count
reported to a teacher/staff member		18.7%	142
spoke to parent		17.5%	133
spoke to friends		13.7%	104
stood up to bully		17.7%	134
tried to avoid the bully		19.0%	144
nothing		12.3%	93
other		7.1%	54
I have not been bullied.		43.5%	330
answered question			759
skipped question			0








6. If you reported the bullying to a teacher or adult, what did he/she do?

		Response Percent	Response Count
helped me		18.4%	140
tried to help but didn't stop the bullying		12.8%	97
told me what to do		9.2%	70
told me to deal with it myself		5.4%	41
nothing		14.5%	110
other		10.1%	77
I have not been bullied.		44.4%	337
		answered question	759
		skipped question	0








7. Have you bullied another student in the past year?

		Response Percent	Response Count
Yes		26.0%	197
No		74.0%	562
		answered question	759
		skipped question	0






8. If you have ever bullied others, what did you do?

		Response Percent	Response Count
physically hit		5.0%	38
teased		15.2%	115
called names		15.4%	117
ignored or left out others		9.0%	68
stolen from		1.6%	12
other		4.9%	37
I have not bullied others.		71.5%	543
answered question			759
skipped question			0





9. If you have bullied others, why do you think you behaved that way?

		Response Percent	Response Count
I didn't like the person.		25.4%	136
The person was different.		3.2%	17
I was trying to impress someone.		5.8%	31
I enjoyed bullying.		2.4%	13
I don't know why.		21.1%	113
I think the person deserved it.		15.3%	82
Other reason		56.2%	301
answered question			536
skipped question			223

10. What would you do if you saw someone being bullied?

		Response Percent	Response Count
Report it to an adult.		49.9%	379
Ask the bully to stop.		37.4%	284
Join in.		3.2%	24
Ignore.		11.7%	89
Step in if it is a friend.		41.1%	312
answered question			759
skipped question			0

11. Most bullying at school occurs...

		Response Percent	Response Count
...when no adults are around.		80.9%	614
...when adults are around but not looking.		41.2%	313
...quietly in front of adults so they don't notice.		17.0%	129
...right in front of adults where they should notice.		14.4%	109
answered question			759
skipped question			0

12. What can the school do to make school safe from bullying?

**Response
Count**

759

answered question

759

skipped question

0

13. How would you define bullying?

**Response
Count**

759

answered question

759

skipped question

0

14. Is there anything else you would like to say about bullying?

**Response
Count**

646

answered question

646




skipped question

113

15. I attend ____.



		Response Percent	Response Count
Central Academy		0.0%	0
North Middle School		100.0%	759
South Middle School		0.0%	0
answered question			759
skipped question			0

16. I am in the ____ grade.





		Response Percent	Response Count
6th		32.4%	246
7th		35.4%	269
8th		32.1%	244
answered question			759
skipped question			0

SMS Bullying Survey










1. Using the definition of bullying on the HCS website, have you been bullied at school or on the way to/from school in the past year?

		Response Percent	Response Count
Yes		40.7%	220
No		59.3%	320
answered question			540
skipped question			0

2. How often have you been bullied?

		Response Percent	Response Count
Every day		2.6%	14
Most days		12.6%	68
Once or twice		39.6%	214
Never		45.2%	244
answered question			540
skipped question			0

3. Where does it happen? Choose all that apply.

		Response Percent	Response Count
classroom		27.4%	148
hallways		28.7%	155
lunchroom		17.6%	95
bus or bus stop		14.8%	80
locker room		7.6%	41
restroom		7.0%	38
online		9.6%	52
other		20.2%	109
I have not been bullied.		42.8%	231
answered question			540
skipped question			0






4. If you were bullied, how were you bullied?

		Response Percent	Response Count
physically hit		12.6%	68
teased		30.9%	167
called names		41.1%	222
ignored or left out by others		19.3%	104
stolen from		8.7%	47
other		11.3%	61
I have not been bullied.		44.4%	240
answered question			540
skipped question			0



5. If you were bullied, what did you do about the bullying?

		Response Percent	Response Count
reported to a teacher/staff member		20.6%	111
spoke to parent		22.6%	122
spoke to friends		20.0%	108
stood up to bully		25.9%	140
tried to avoid the bully		22.6%	122
nothing		8.5%	46
other		8.9%	48
I have not been bullied.		43.5%	235
answered question			540
skipped question			0






6. If you reported the bullying to a teacher or adult, what did he/she do?

		Response Percent	Response Count
helped me		18.0%	97
tried to help but didn't stop the bullying		13.7%	74
told me what to do		16.7%	90
told me to deal with it myself		5.7%	31
nothing		11.7%	63
other		15.4%	83
I have not been bullied.		41.7%	225
answered question			540
skipped question			0








7. Have you bullied another student in the past year?

		Response Percent	Response Count
Yes		25.6%	138
No		74.4%	402
answered question			540
skipped question			0






8. If you have ever bullied others, what did you do?

		Response Percent	Response Count
physically hit		4.4%	24
teased		16.1%	87
called names		19.3%	104
ignored or left out others		13.0%	70
stolen from		0.6%	3
other		8.5%	46
I have not bullied others.		63.0%	340
answered question			540
skipped question			0




9. If you have bullied others, why do you think you behaved that way?

		Response Percent	Response Count
I didn't like the person.		35.8%	116
The person was different.		4.3%	14
I was trying to impress someone.		9.0%	29
I enjoyed bullying.		1.2%	4
I don't know why.		21.3%	69
I think the person deserved it.		18.2%	59
Other reason		42.3%	137
answered question			324
skipped question			216

10. What would you do if you saw someone being bullied?

		Response Percent	Response Count
Report it to an adult.		47.8%	258
Ask the bully to stop.		48.5%	262
Join in.		2.6%	14
Ignore.		8.7%	47
Step in if it is a friend.		52.6%	284
answered question			540
skipped question			0

11. Most bullying at school occurs...

		Response Percent	Response Count
...when no adults are around.		82.8%	447
...when adults are around but not looking.		43.0%	232
...quietly in front of adults so they don't notice.		18.1%	98
...right in front of adults where they should notice.		11.3%	61
answered question			540
skipped question			0

12. What can the school do to make school safe from bullying?

	Response Count
	540
answered question	540
skipped question	0



13. How would you define bullying?

	Response Count
	540
answered question	540
skipped question	0




14. Is there anything else you would like to say about bullying?

	Response Count
	460
answered question	460
skipped question	80

15. I attend ____.



		Response Percent	Response Count
Central Academy		0.0%	0
North Middle School		0.0%	0
South Middle School		100.0%	540
answered question			540
skipped question			0

16. I am in the ____ grade.




		Response Percent	Response Count
6th		40.2%	217
7th		30.2%	163
8th		29.6%	160
answered question			540
skipped question			0

CAS
Grade 9 - 12
Bullying
Survey






1. Have you been involved in a bullying or harassment incident in high school?

		Response Percent	Response Count
Yes		48.0%	12
No		52.0%	13
answered question			25
skipped question			0





2. Were you...?

		Response Percent	Response Count
on the giving end of the incident		28.0%	7
on the receiving end of the incident		48.0%	12
not involved in any incidents		56.0%	14
answered question			25
skipped question			0










3. Where in high school is bullying most likely to take place?

		Response Percent	Response Count
hallway		72.0%	18
classroom		60.0%	15
restroom		68.0%	17
locker room		40.0%	10
cafeteria		56.0%	14
gym		48.0%	12
parking lot		40.0%	10
bus or bus stop		56.0%	14
online		56.0%	14
other		40.0%	10
answered question			25
skipped question			0












4. How often have you been bullied in high school?

		Response Percent	Response Count
0 times		44.0%	11
1-4 times		24.0%	6
5-9 times		0.0%	0
10 or more times		8.0%	2
every day / almost daily		24.0%	6
answered question			25
skipped question			0

5. What kinds of bullying incidents have happened to you?

		Response Percent	Response Count
teasing		48.0%	12
name calling		52.0%	13
rumor spreading		48.0%	12
shunned from activities		28.0%	7
intimidation		24.0%	6
threats		40.0%	10
damage or theft of personal property		24.0%	6
pushing, shoving, or any other physical assaults		32.0%	8
I have not been bullied.		44.0%	11
answered question			25
skipped question			0






6. Why do you think you have been bullied?

		Response Percent	Response Count
I have not been bullied.		48.0%	12
color		16.0%	4
race		28.0%	7
religion		8.0%	2
gender		24.0%	6
age		12.0%	3
size		32.0%	8
sexual orientation		20.0%	5
economic situation		28.0%	7
where I live		12.0%	3
other		36.0%	9
answered question			25
skipped question			0









7. What would you do in response to being bullied at HCHS?

		Response Percent	Response Count
tell teacher or staff		40.0%	10
tell a parent		36.0%	9
tell a friend		20.0%	5
ignore it		32.0%	8
bully them back		40.0%	10
stay at home		12.0%	3
avoid the bully		36.0%	9
other		32.0%	8
answered question			25
skipped question			0

8. Have you ever bullied someone in high school? If so, how often?

		Response Percent	Response Count
never		40.0%	10
1-4 times		36.0%	9
5-9 times		8.0%	2
10 or more times		8.0%	2
everyday / almost daily		8.0%	2
answered question			25
skipped question			0

9. What kinds of bullying have you done in high school?

		Response Percent	Response Count
teasing		56.0%	14
name calling		60.0%	15
rumor spreading		20.0%	5
leaving someone out of every activity		32.0%	8
intimidation		24.0%	6
threats		36.0%	9
stolen or damaged property of others		12.0%	3
pushing, shoving, or any other physical assaults		40.0%	10
answered question			25
skipped question			0

10. What can the school do to make school safe from bullying?

	Response Count
	25
answered question	25
skipped question	0

11. How would you define bullying?

	Response Count
	25
answered question	25
skipped question	0





12. Is there anything else you would like to say about bullying?

	Response Count
	25
answered question	25
skipped question	0

13. I attend school at ____.

		Response Percent	Response Count
Central Academy		88.0%	22
Henderson County High School		12.0%	3
	answered question		25
	skipped question		0

14. I am a ____ in high school.

		Response Percent	Response Count
freshman		24.0%	6
sophomore		32.0%	8
junior		32.0%	8
senior		12.0%	3
answered question			25
skipped question			0