










Projected Performance and Growth Distribution						Growth		Projected Performance		Median
Percent						Fall 11 - Fall 12		Spring 2013		Percent
						Count/Percent		Count/Percent		Percent
Reading		18.4	12.0	41.6	28.0	125	53.6	199	64.7	52.8
K	No data for both Growth and Proficiency					-	-	-	-	44.8
1		18.2	-	54.5	27.3	22	54.5	31	71.0	48.4
2		42.1	5.3	15.8	36.8	19	21.1	27	48.1	44.4
3		14.3	14.3	50.0	21.4	14	64.3	20	75.0	75.0
4		20.0	5.0	55.0	20.0	20	60.0	22	72.7	68.2
5		50.0	25.0	25.0	-	4	50.0	10	50.0	30.0
6		4.5	27.3	22.7	45.5	22	50.0	31	61.3	48.4
7		16.7	16.7	58.3	8.3	12	75.0	12	66.7	58.3
8		-	16.7	50.0	33.3	12	66.7	17	70.6	58.8








District: Southgate Independent

Roster Term: Fall 2012

Projected Performance and Growth Distribution					Growth		Projected Performance		Median		
Percent					Fall 11 - Fall 12		Spring 2013		Percent		
					Count/Percent		Count/Percent				
Mathematics		31.5	13.7	29.8	25.0	124	43.5	201	49.4	38.8	
K	No data for both Growth and Proficiency				-	-	-	-	29	-	44.8
1		27.3	9.1	45.5	18.2	22	54.5	33	48.5	39.4	
2		31.6	5.3	26.3	36.8	19	31.6	26	57.7	46.2	
3		7.7	23.1	30.8	38.5	13	53.8	20	70.0	55.0	
4		30.0	10.0	40.0	20.0	20	50.0	23	60.9	43.5	
5		50.0	50.0	-	-	4	50.0	10	10.0	10.0	
6		50.0	4.5	18.2	27.3	22	22.7	31	38.7	22.6	
7		25.0	41.7	16.7	16.7	12	58.3	12	33.3	25.0	
8		33.3	8.3	33.3	25.0	12	41.7	17	52.9	47.1	

District: Southgate Independent

Roster Term: Fall 2012

Projected Performance and Growth Distribution								Growth		Projected Performance		Median
Language Usage		Percent				Fall 11 - Fall 12		Spring 2013		Percent		
						Count/Percent		Count/Percent				
		21.7	8.4	33.7	36.1	83	42.2	140	62.1	50.0		
2	No data for both Growth and Proficiency	-	-	-	-	-	-	27	55.6	44.4		
3		7.7	15.4	30.8	46.2	13	46.2	20	65.0	55.0		
4		40.0	-	45.0	15.0	20	45.0	23	56.5	56.5		
5		25.0	25.0	50.0	-	4	75.0	10	60.0	30.0		
6		18.2	9.1	22.7	50.0	22	31.8	31	61.3	51.6		
7		16.7	8.3	33.3	41.7	12	41.7	12	75.0	41.7		
8		16.7	8.3	33.3	41.7	12	41.7	17	70.6	58.8		