

AP Trends and Data

Franklin-Simpson High School
September 2023

2022 to 2023 Enrollment Facts About Each DC Course

- College Algebra—Total Enrollment: 31→38
- ENG 101—Total Enrollment: 75→67
- ENG 102—Total Enrollment: 33→33
- COM 181—Total Enrollment: 20→23
- PSY 110—Total Enrollment: 13→15
- HIS 109—Total Enrollment: 34→30
- Welding DC—Total Enrollment: 33→76
- Med Term DC —Total Enrollment: 44→66
- CIT 105 —Total Enrollment: 12→31
- Construction DC —Total Enrollment: NEW→45
- EDU 250—Total Enrollment: NEW→14

2022 to 2023 Enrollment Facts About Each AP Course

- ◉ Calculus—Total Enrollment: 5→15
- ◉ Statistics—Total Enrollment: 4→12
- ◉ Pre-Calculus—Total Enrollment: NEW→28
- ◉ English Lit—Total Enrollment: 17→16
- ◉ Eng Lang—Total Enrollment: 57→22
- ◉ US History—Total Enrollment: 18→33
- ◉ US Gov't—Total Enrollment: 13 →21 (2020 to 2022)
- ◉ Psychology—Total Enrollment: 24 →43 (2021 to 2023)
- ◉ Human Geo—Total Enrollment: 46→55
- ◉ World Civ—Total Enrollment: 43→58
- ◉ Env Science—Total Enrollment: 4 (2020)
- ◉ Biology—Total Enrollment: 8 (2022)

2022 vs 2023

2022

- 167 total AP Exam Taking Students
- 210 AP tests given
- 88 Students with a passing score of 3+
- 52.7% Pass Rate

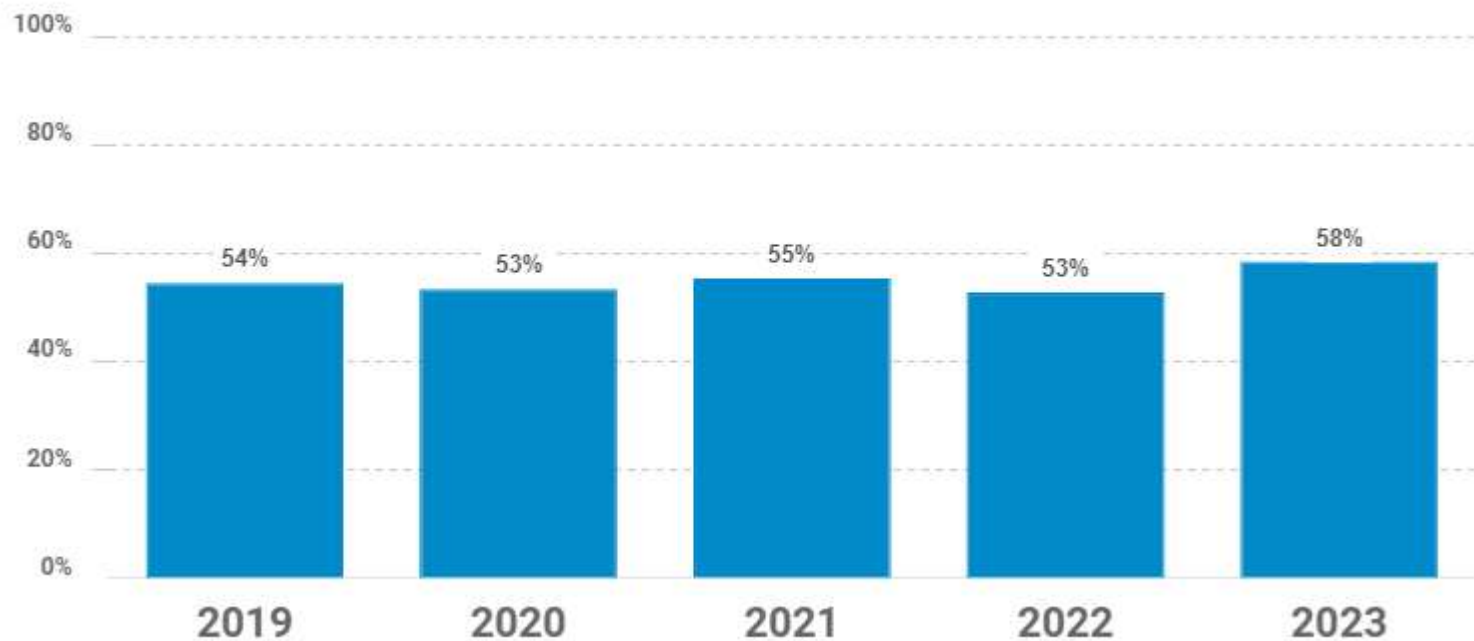
2023

- 180 total AP Exam Taking Students
- 234 AP tests given
- 105 Students with a passing score of 3+
- 58.3% Pass Rate

5 Year School Summary

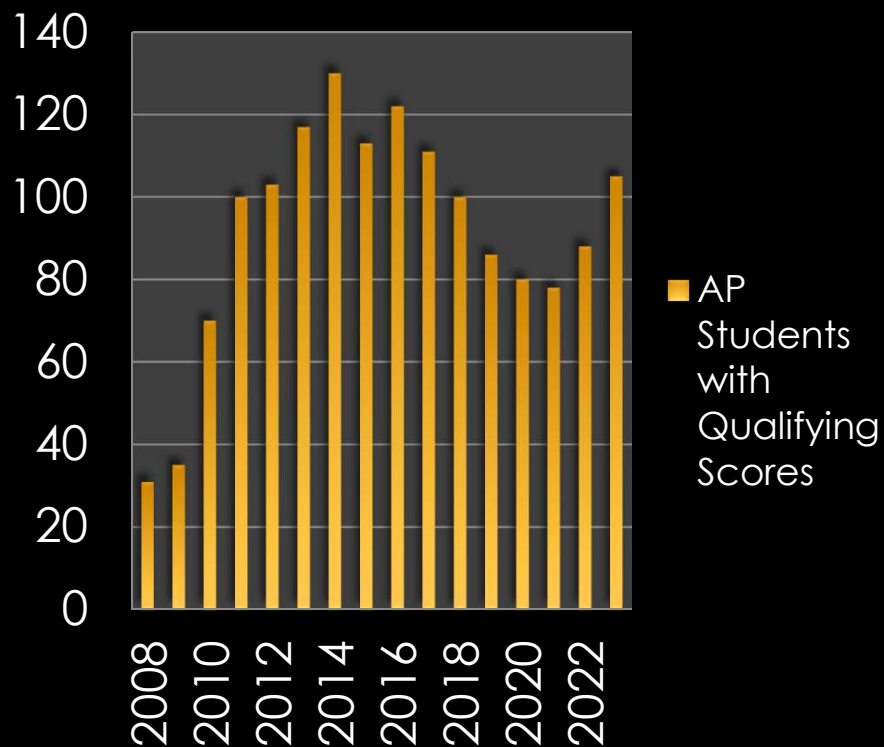


% OF TOTAL AP STUDENTS WITH SCORES 3+

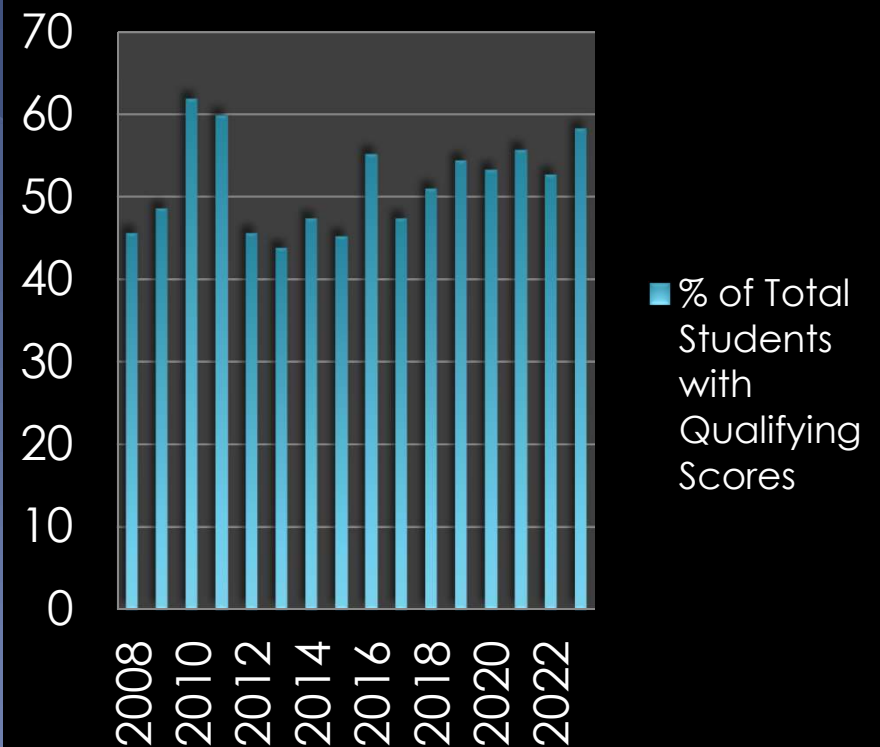


14-Year School Score Summary

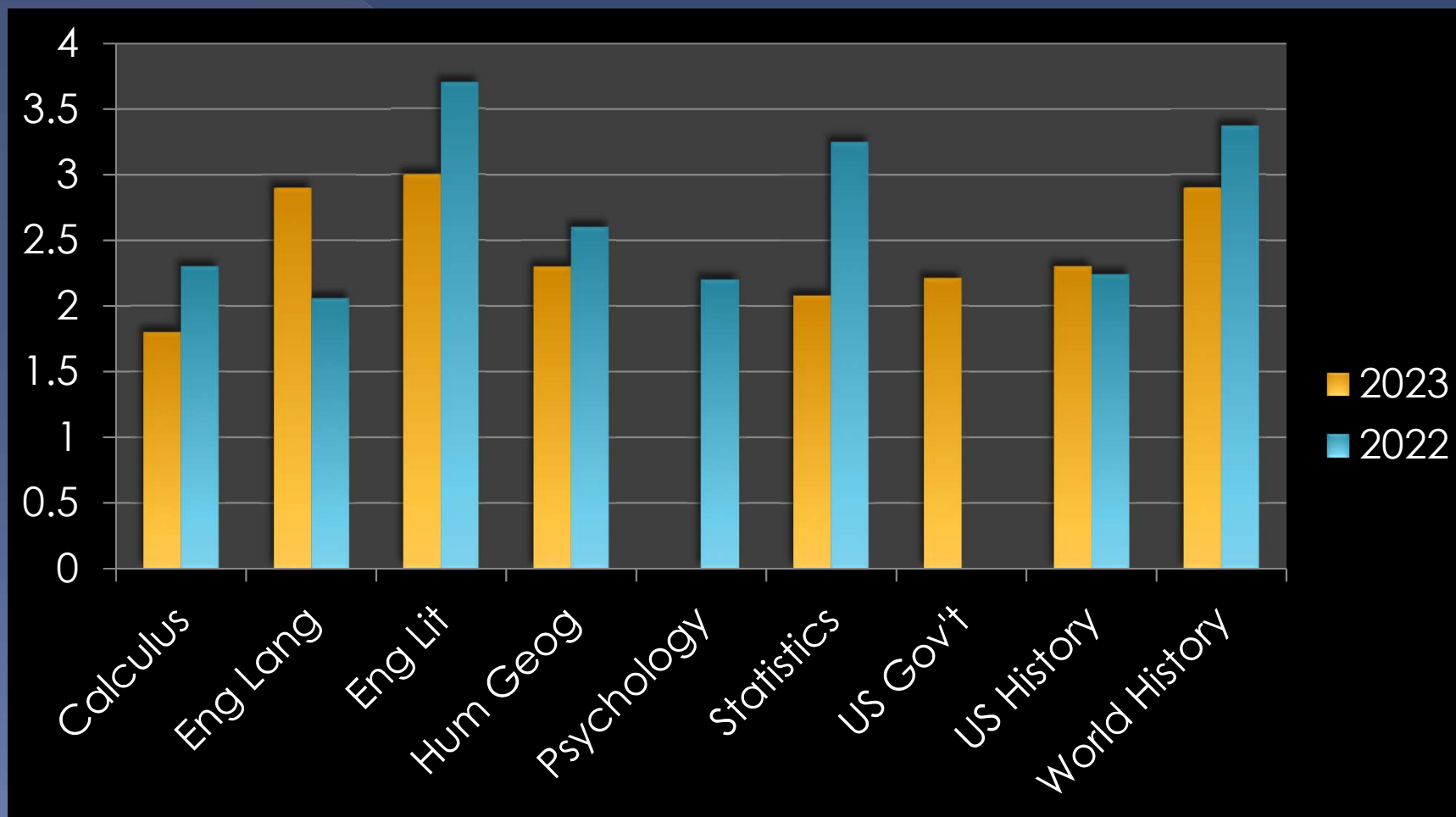
AP Students with Qualifying Scores



% of Total Students with Qualifying Scores

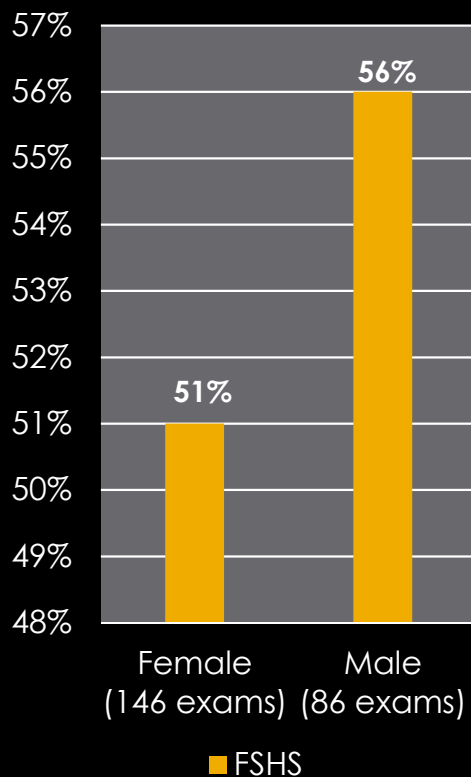


Change in Mean Scores 2022 to 2023

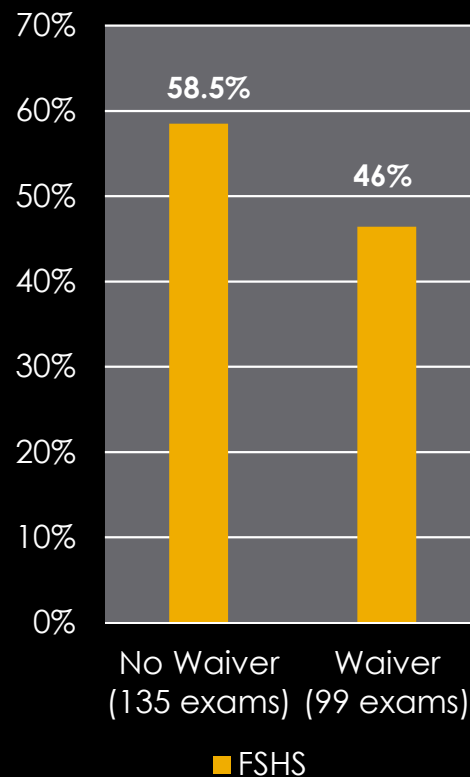


Demographic Summary

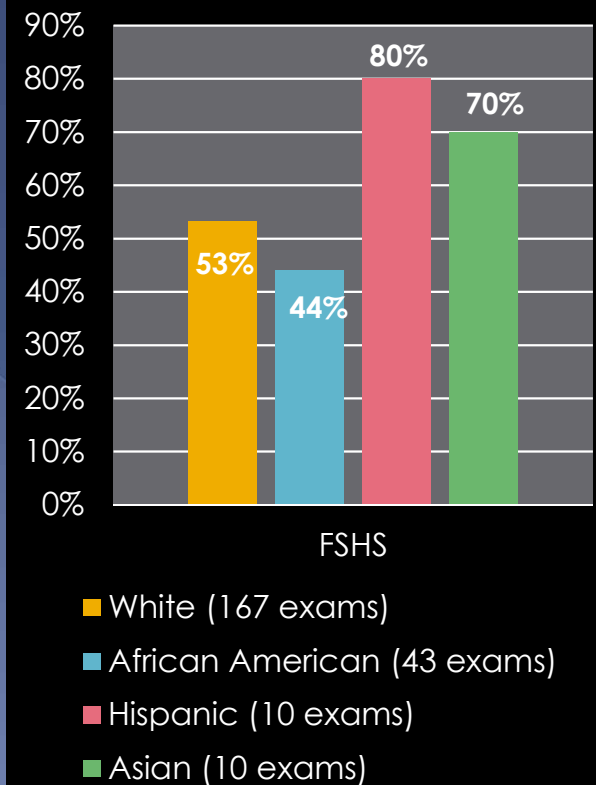
% Passing by Gender



% Passing by F/R Lunch Status



% Passing by Ethnicity



AP Scholar Awards

► AP Scholars—students scoring 3 or higher on three or more AP Exams

- ☺ 2015- 23 students; 2016- 34 students; 2017-20 students; 2018-9 students; 2019-14 students;
- ☺ 2020-16 students; 2021-11 students; 2022-12 students; 2023- 19 students

► AP Scholar with Honor—students scoring an average of at least a 3.25 on all AP exams taken and a 3 or higher on four or more of these exams

- ☺ 2015-4 students; 2016-4 students; 2017-14 students; 2018-10 students; 2019-6 students;
- ☺ 2020-3 students; 2021-7 students; 2022-3 students; 2023- 6 students

► AP Scholar with Distinction—students scoring an average of at least a 3.5 on all AP exams taken and a 3 or higher on five or more of these exams

- ☺ 2015- 2 students; 2016- 6 students; 2017-7 students; 2018-13 students; 2019-12 students;
- ☺ 2020- 4 students; 2021-1 student; 2022-5 students; 2023- 5 students

► National AP Scholar—students scoring an average of at least a 4 on all AP exams taken and a 4 or higher on eight or more of these exams

- ☺ 2020- 1 student: Ben Hall (last year it was awarded)
- ☺ 2019-1 student: Brianna Moyers
- ☺ 2018-1 student: Will Randolph
- ☺ 2017-1 student: Adam Eaton
- ☺ 2014-1 student: Robin Tyler
- ☺ 2013-1 student: Rachel Griggs