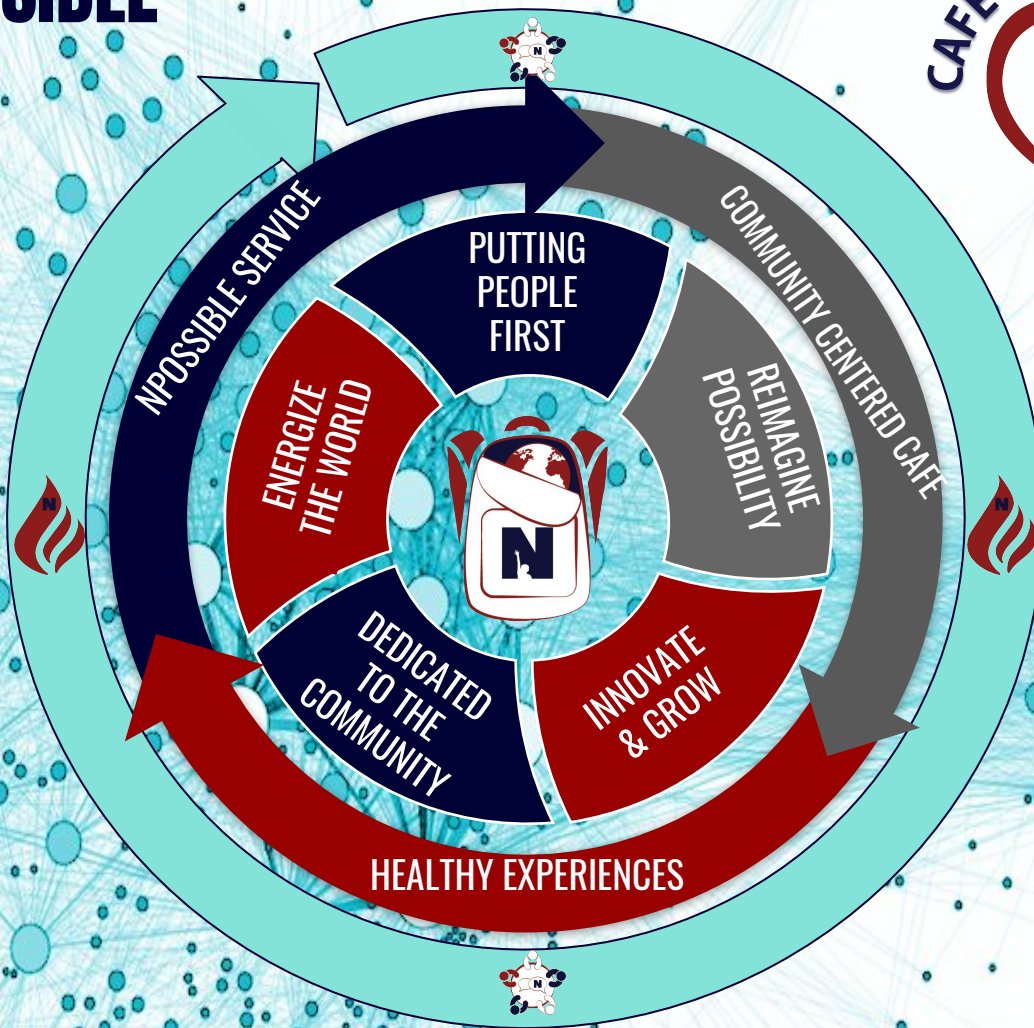


N POSSIBLE



NUTRITION SERVICES PRIORITIES



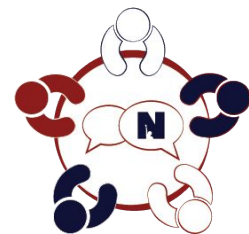
NELSON COUNTY PRIDE

WE WILL PROVIDE
NPOSSIBLE SERVICE TO
OUR SCHOOLS AND
COMMUNITY.



INSPIRED LEADERS & LEARNERS

WE WILL DEVELOP
HEALTHY FOOD
EXPERIENCES THAT **NGAGE**
STUDENTS AND FAMILIES.



SHARED LEADERSHIP

WE WILL INVITE PEOPLE
FROM ACROSS **NELSON**
COUNTY TO THE TABLE TO
CREATE **COMMUNITY**
CENTERED CAFE'S.

NUTRITION SERVICES

Nutrition Report Update 18-19


Community Eligibility Provision (CEP)

There are 5 of our district's schools that are enrolled in the Community Eligibility Provision, allowing all students at those schools to receive meals at no charge.

- New Haven School
- Boston School
- Bloomfield Elementary School
- Horizon's Academy
- Nelson County Early Learning Center (Added August 2018)

To be eligible to participate, schools must have a minimum of 40% ISP (Identified Student Percentage). Identified Students are those who are directly certified for free meals without the use of household income applications. April of every year, our district must report the number of directly certified students and enrollment to receive the ISP. The data below is from April 2018.

School	Number of Directly Certified Students	Identified Student Percentage (ISP)
Bloomfield Elementary School	155	47.55%
Bloomfield Middle School	139	36.01%
Boston School	150	44.38%
Cox's Creek Elementary School	174	35.29%
Foster Heights Elementary School	281	44.53%
Horizon's Academy	47	73.44%
Nelson County High School	314	39.92%
Nelson County Early Learning Center	174	53.85%
New Haven School	162	50.47%
Old Kentucky Home Middle School	153	44.25%
Thomas Nelson High School	192	29.14%
District Wide	1941	41.54%



NUTRITION SERVICES

Nutrition Report Update 18-19

Free and Reduced

The remaining 6 schools that do not qualify as CEP must use household income applications to verify if a student qualifies for free or reduced lunch. We currently only offer paper applications, which can impact the number of applications completed and returned.

In order to serve as many students as possible, we hope to offer free and reduced applications online beginning August 2019.

School	Free	Reduced	F/R Percentage
Bloomfield Elementary School	318	0	100%
Bloomfield Middle School	179	26	48.93%
Boston School	344	0	100%
Cox's Creek Elementary School	214	20	48.34%
Foster Heights Elementary School	359	35	59.69%
Horizon's Academy	73	0	100%
Nelson County High School	341	15	47.34%
Nelson County Early Learning Center	300	0	100%
New Haven School	334	0	100%
Old Kentucky Home Middle School	166	16	52.30%
Thomas Nelson High School	246	30	41.07%
District Wide	2720	150	61%

Based on October 2018 Data



NUTRITION SERVICES

Nutrition Report Update 18-19

National School Lunch Program

*The table below provides a synopsis of the lunch program, including participation and financial data for the 2017-2018 school year.

Federal Reimbursement Lunch	1,128,114.89
USDA Reimbursement (commodity food)	\$172,244.21
# Schools Participating	11
Total Lunches Served	490,183
Average Daily Participation	2,919
# Students Approved for Free Meals (Oct 2017)	2617
# Students Approved for Reduced-price Meals (Oct 2017)	183
# Full Paid Students (Oct 2017)	1852
Current Lunch Prices 2018-2019 SY	Adult: \$3.25 Paid : \$2.25-\$2.50 Reduced-price : \$.40

School Breakfast

Nelson County Schools receive federal reimbursement for each school breakfast served that meets the U.S. Department of Agriculture's nutrition guidelines. The table below is based on 2017-2018 school year.

Federal Reimbursement	\$416,600.69
# Schools Participating	11
Total Breakfasts Served	254,055
Average Daily Participation	1496
Current Breakfast Prices SY 2018-2019	Adult Price \$1.75 Student Reduced-price: \$.30 Student Paid: \$ 1.35



NUTRITION SERVICES

Nutrition Report Update 18-19

Summer Food Service Program


Nelson County Schools offers a Summer Food Service Program, which accommodates children in the community up to 18 years of age a free breakfast and lunch during non-school days. The NCSD sponsored 6 sites this past summer.

Federal Reimbursement	\$29,970.87
Total Meals Served	
Breakfast	4501
Lunch	5079
Days Served	30

After-School Snack Program

The After-School Snack Program allows after-school care programs with regularly scheduled activities in an organized, structured environment to provide and claim reimbursement for snacks served to school-age children in schools with 50% or more free and reduced rates.

Federal Reimbursement	\$19,396.08
Total Snacks Served	22,041
Average Daily Participation	130



FEDERAL REIMBURSEMENT RATES

Nutrition Report Update 18-19

National School Lunch Program (More than 60%)



Free	\$3.33
Reduced	\$2.93
Paid	\$0.33

School Breakfast Program (Severe Need)

Free	\$2.14
Reduced	\$1.84
Paid	\$0.31

After School Snack Program (ASSP)

Free	\$0.91
Reduced	N/A
Paid	N/A



NUTRITION SERVICES

Lunch Menu Nutrient Analysis


K-8

9-12

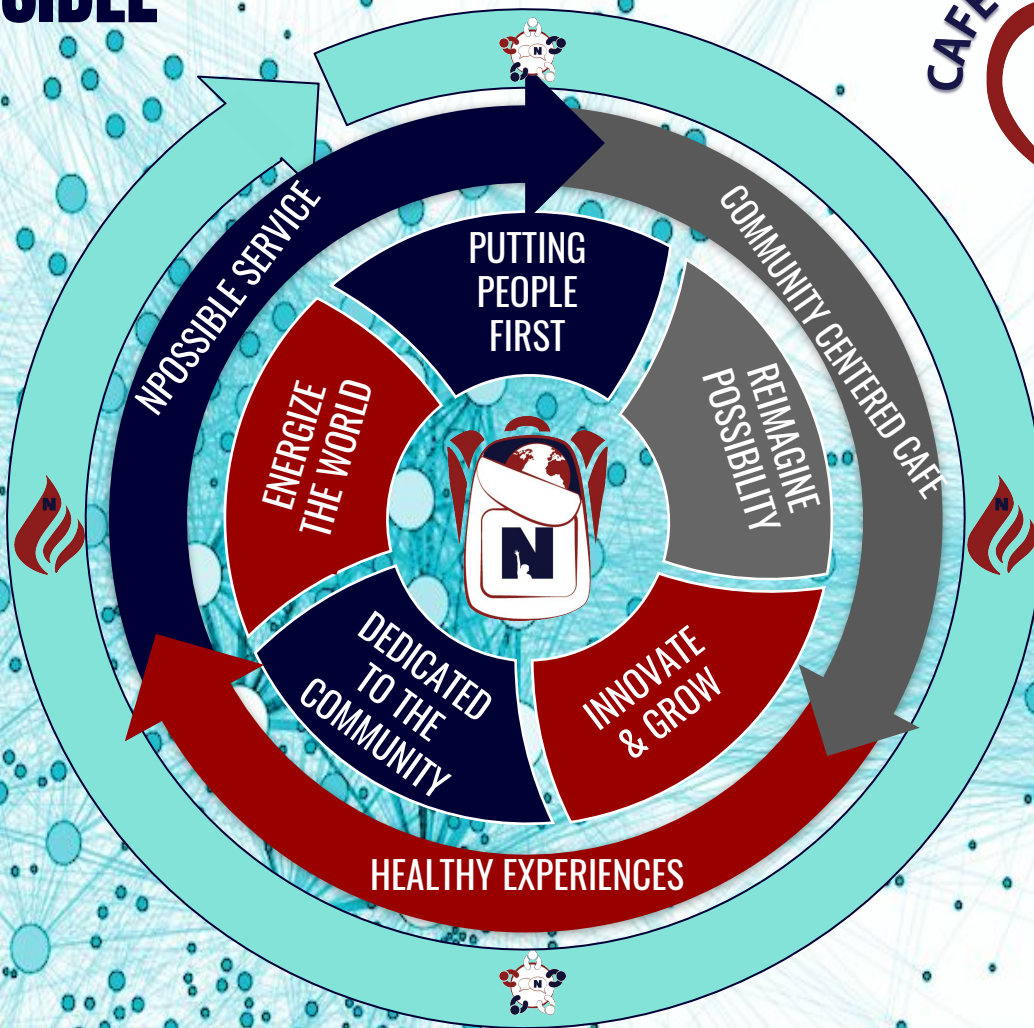
Nutrient	Regulation	Actual
Calories	600/650	642
Saturated Fat	<10% of Calories	5.8%
Sodium	<1230 mg	1010 mg
Meal Components		
Fruit	2 ½ Cups	6 Cups
Vegetable	3 ¾ Cups	6 Cups
Meat/Meat Alternate	9-10 Servings	10 Servings
Grains/100% Whole Grains	8-10 Servings	11.25 Servings
Milk	5 Cups	5 Cups

Nutrient	Regulation	Actual
Calories	750-850	764
Saturated Fat	<10% of Calories	7%
Sodium	<1420mg	1195 mg
Meal Components		
Fruit	5 Cups	6 Cups
Vegetable	5 Cups	6.5 Cups
Meat/Meat Alternate	10-12 Servings	11.5 Servings
Grains/100% Whole Grains	10-12 Servings	13 Servings
Milk	5 Cups	5 Cups

Compliant with USDA Regulations



N POSSIBLE



NUTRITION SERVICES PRIORITIES



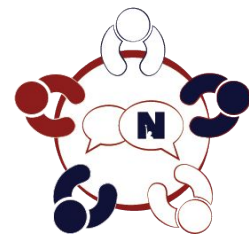
NELSON COUNTY PRIDE

WE WILL PROVIDE
NPOSSIBLE SERVICE TO
OUR SCHOOLS AND
COMMUNITY.



INSPIRED LEADERS & LEARNERS

WE WILL DEVELOP
HEALTHY FOOD
EXPERIENCES THAT **NGAGE**
STUDENTS AND FAMILIES.

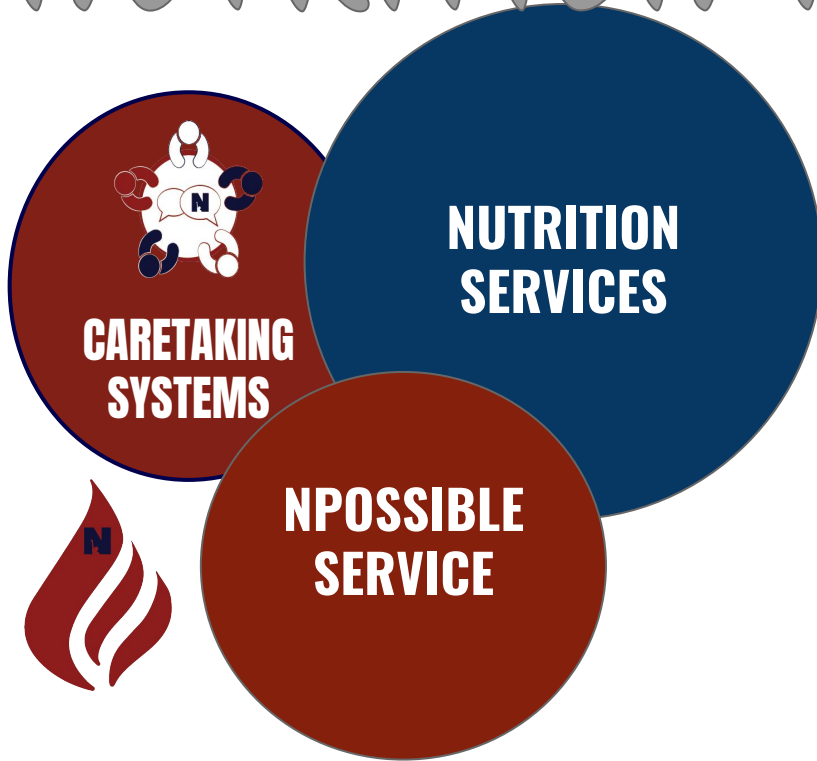


SHARED LEADERSHIP

WE WILL INVITE PEOPLE
FROM ACROSS **NELSON**
COUNTY TO THE TABLE TO
CREATE **COMMUNITY**
CENTERED CAFE'S.

CARETAKING SYSTEMS


NUTRITION PRIORITIES



NPossible Service Goal: NC Schools will create a **CARE CULTURE** among **CAFE CARETAKERS**.

Action Steps:

1. NC Schools will create a **CARE** book for all Food Services Employees for 2019-20.
2. NC Schools will host a Food Services Caretaking Camp in August 2019.
3. NC Schools will continue to build **CAFE CARE** through designated Backpack days in 2019-20.

P 
UT PEOPLE FIRST

R 
EIMAGINE POSSIBILITIES

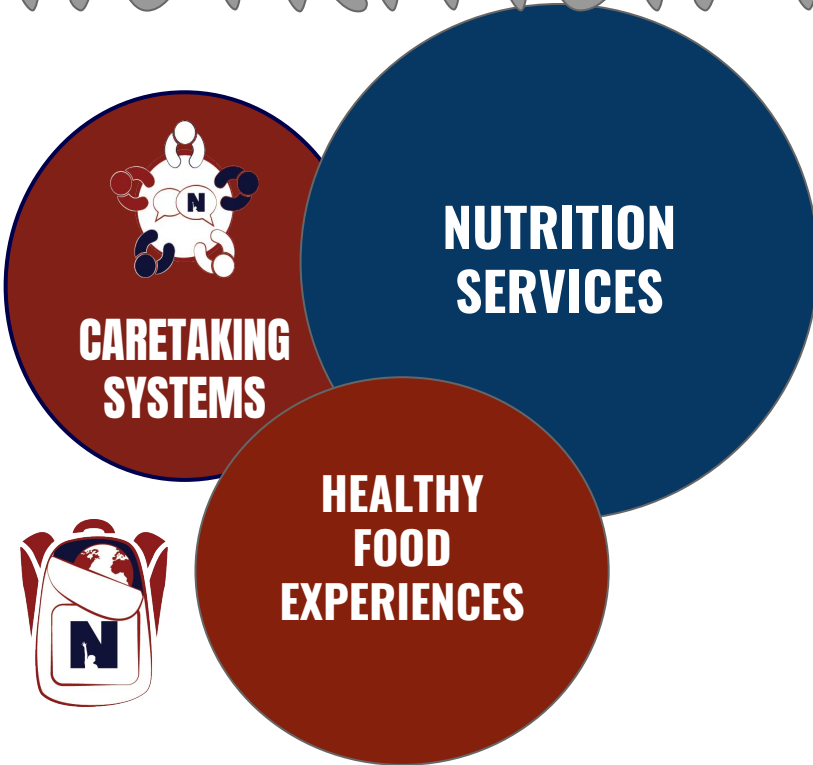
I 
NNOVATE & GROW

D 
EDICATED TO OUR COMMUNITY

E 
NERGIZE THE WORLD

CARETAKING SYSTEMS


NUTRITION PRIORITIES



Healthy Food Experiences Goal: NC Schools will reimagine possibilities with positive food-related experiences for students, staff and community members.

Action Steps:

1. NC Schools will plan seasonal menus, creating opportunities for students to try different fruits and vegetables for 2019-20.
2. NC Schools will create a recipe catalog for menu options that allows cafes to use more fresh ingredients beginning August 2019.
3. NC Schools will establish a Junior Chef team for 2019-2020.

P 
UT
EOPLE FIRST

R 
EIMAGINE
POSSIBILITIES

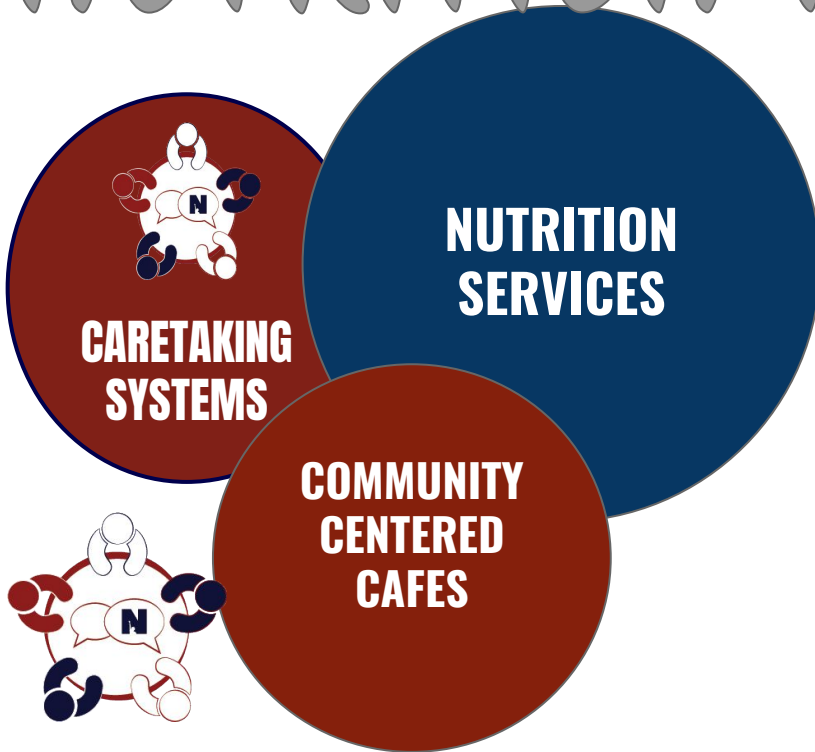
I 
NNOVATE
& GROW

D 
EDICATED
TO OUR
COMMUNITY

E 
NERGIZE
THE WORLD

CARETAKING SYSTEMS

NUTRITION PRIORITIES



Community Centered Cafes Goal: NC Schools will offer healthier, fresh and local food options through The National School Lunch Program and the School Breakfast Program beginning August 2019.

Action Steps:

1. NC Schools will allocate additional funds to the USDA Department of Defense (DoD) Fresh Fruit and Vegetable Program for 2019-20.
2. NC Schools will pursue a Farm to School Grant Program during 2019-20.
3. NC Schools will begin researching implementation of student operated school gardens for 2019-20.

